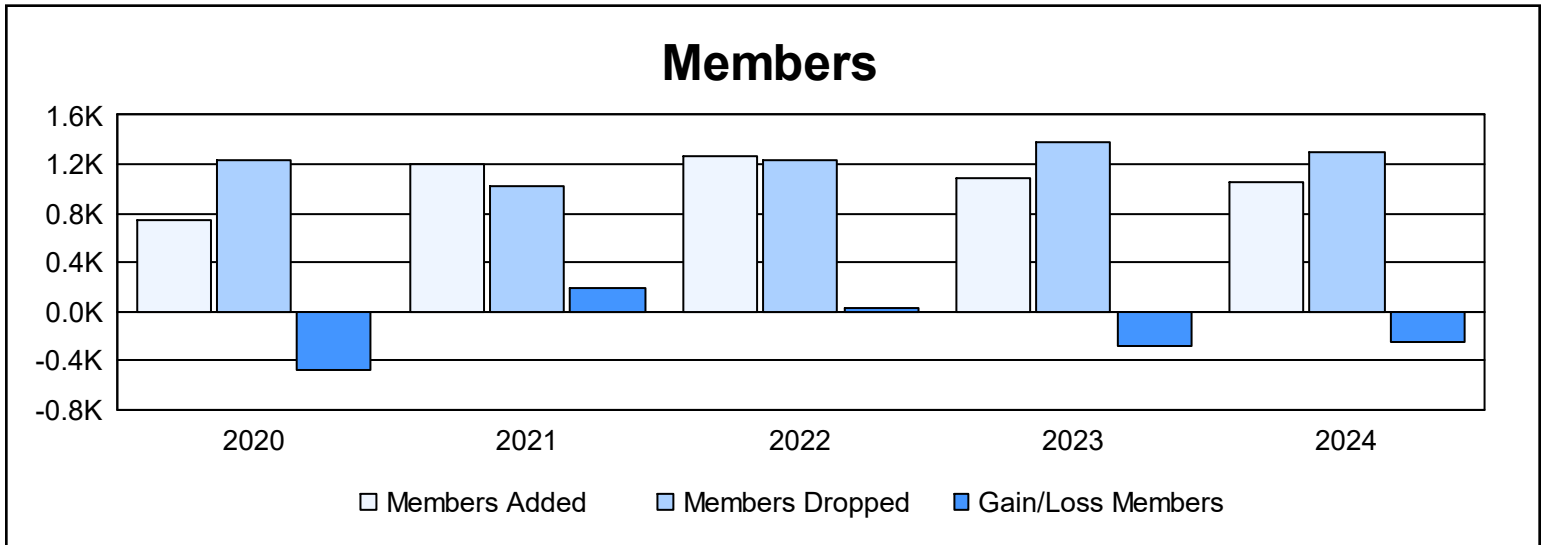
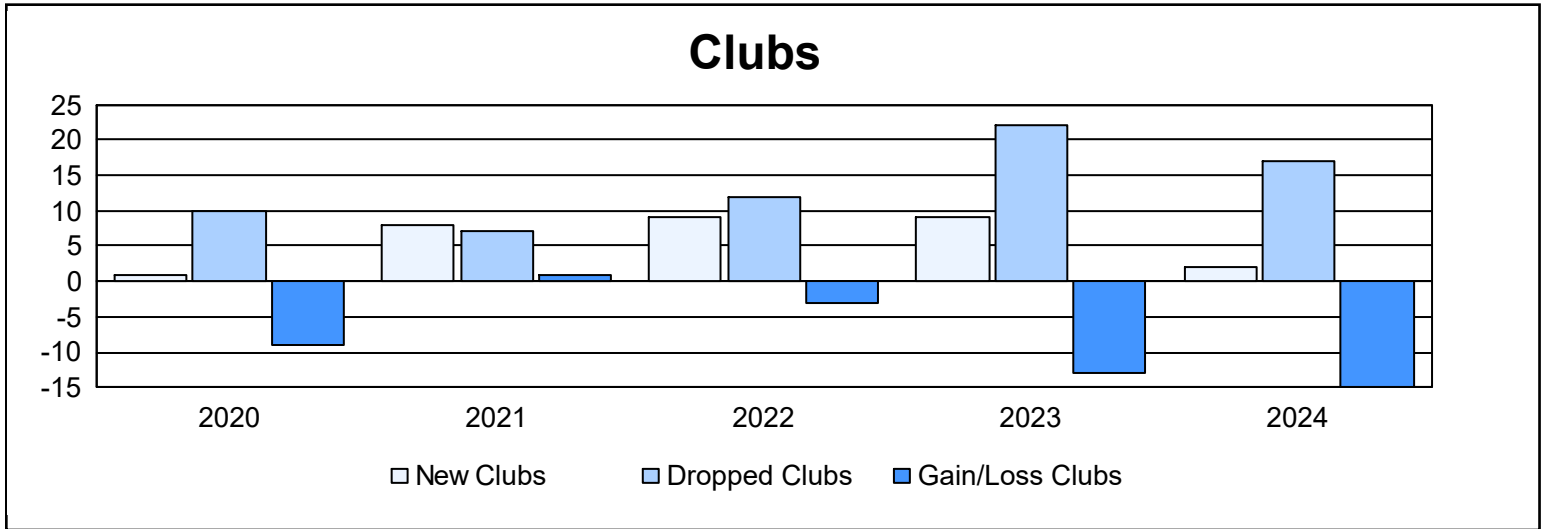
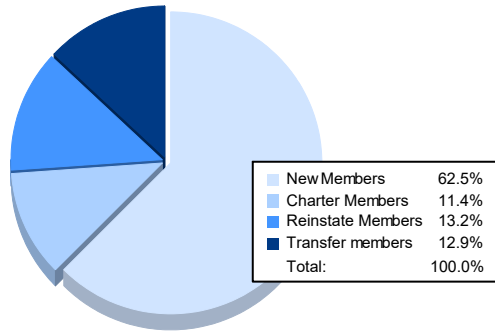


| Year | New Clubs | Dropped Clubs | Gain/ Loss Clubs | New Members | Charter Members | Reinstate Members | Transfer Members | Total Member Added | Total Members Dropped | Gain/ Loss Members |
|----------------|-----------|---------------|------------------|-------------|-----------------|-------------------|------------------|--------------------|-----------------------|--------------------|
| 2019-2020 | 1 | 10 | -9 | 497 | 46 | 135 | 73 | 751 | 1,229 | -478 |
| 2020-2021 | 8 | 7 | 1 | 824 | 221 | 76 | 83 | 1,204 | 1,020 | 184 |
| 2021-2022 | 9 | 12 | -3 | 839 | 262 | 104 | 58 | 1,263 | 1,232 | 31 |
| 2022-2023 | 9 | 22 | -13 | 703 | 223 | 81 | 83 | 1,090 | 1,377 | -287 |
| 2023-2024 | 2 | 17 | -15 | 657 | 120 | 139 | 136 | 1,052 | 1,297 | -245 |
| Average | 6 | 14 | -8 | 704 | 174 | 107 | 87 | 1,072 | 1,231 | -159 |



Membership Composition June 2024 Cumulative



Gender Composition June 2024 Cumulative

