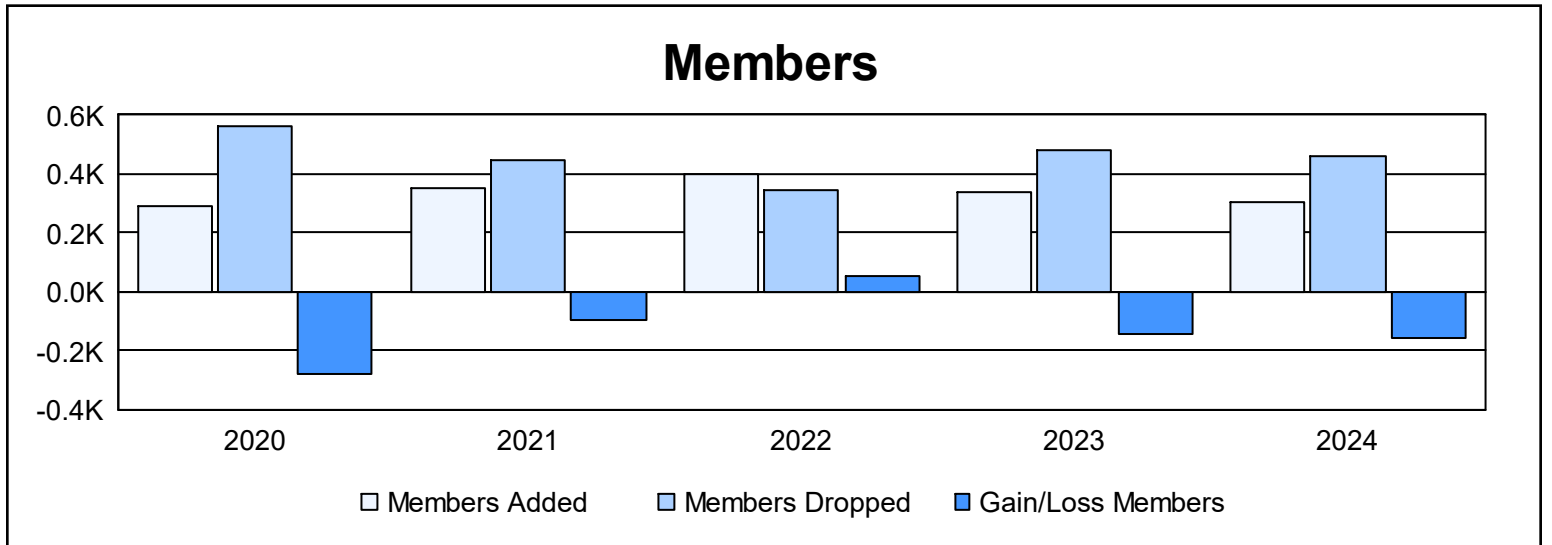
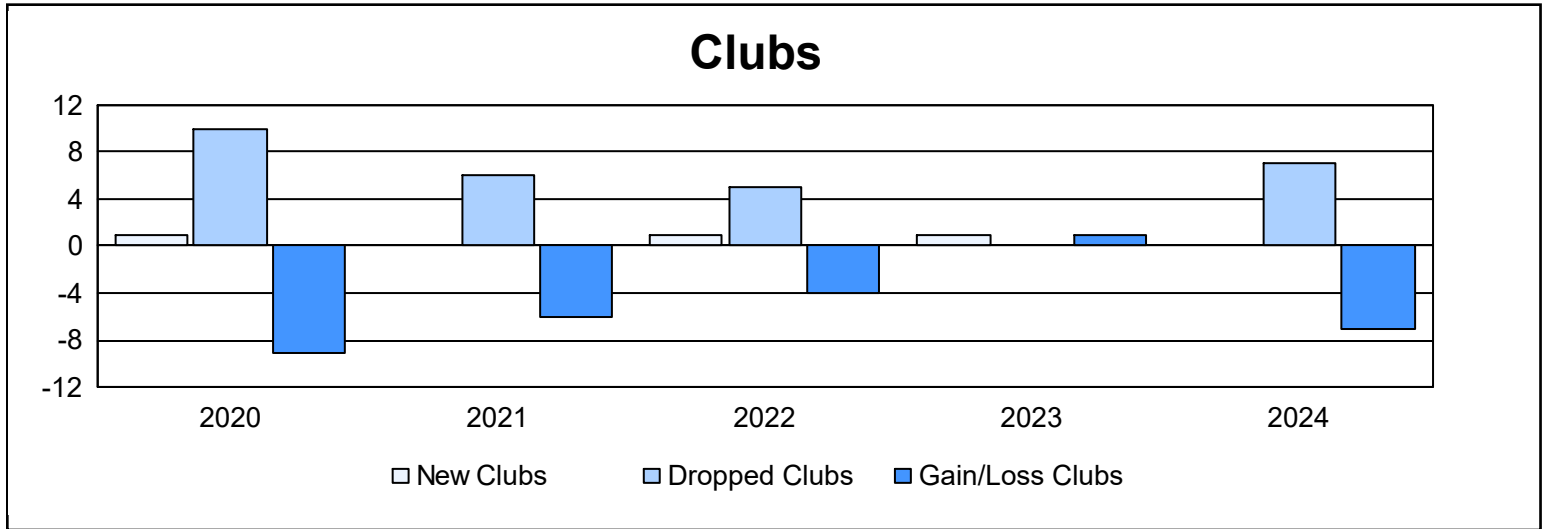
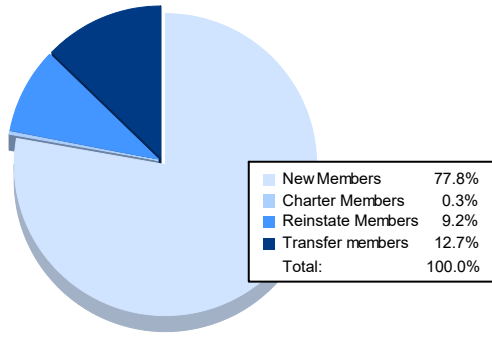


| Year | New Clubs | Dropped Clubs | Gain/ Loss Clubs | New Members | Charter Members | Reinstate Members | Transfer Members | Total Member Added | Total Members Dropped | Gain/ Loss Members |
|----------------|-----------|---------------|------------------|-------------|-----------------|-------------------|------------------|--------------------|-----------------------|--------------------|
| 2019-2020 | 1 | 10 | -9 | 213 | 33 | 19 | 23 | 288 | 565 | -277 |
| 2020-2021 | 0 | 6 | -6 | 297 | 9 | 24 | 22 | 352 | 449 | -97 |
| 2021-2022 | 1 | 5 | -4 | 322 | 32 | 19 | 24 | 397 | 342 | 55 |
| 2022-2023 | 1 | 0 | 1 | 260 | 25 | 19 | 36 | 340 | 483 | -143 |
| 2023-2024 | 0 | 7 | -7 | 238 | 1 | 28 | 39 | 306 | 460 | -154 |
| Average | 1 | 6 | -5 | 266 | 20 | 22 | 29 | 337 | 460 | -123 |



Membership Composition June 2024 Cumulative



Gender Composition June 2024 Cumulative

