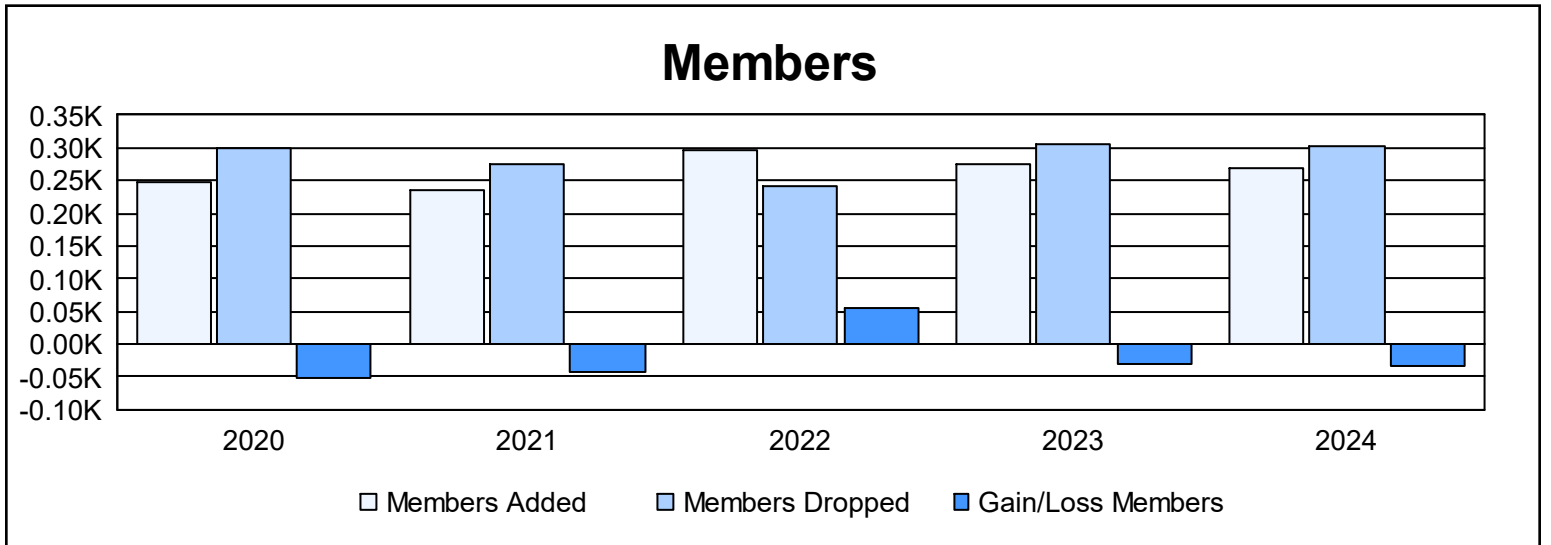
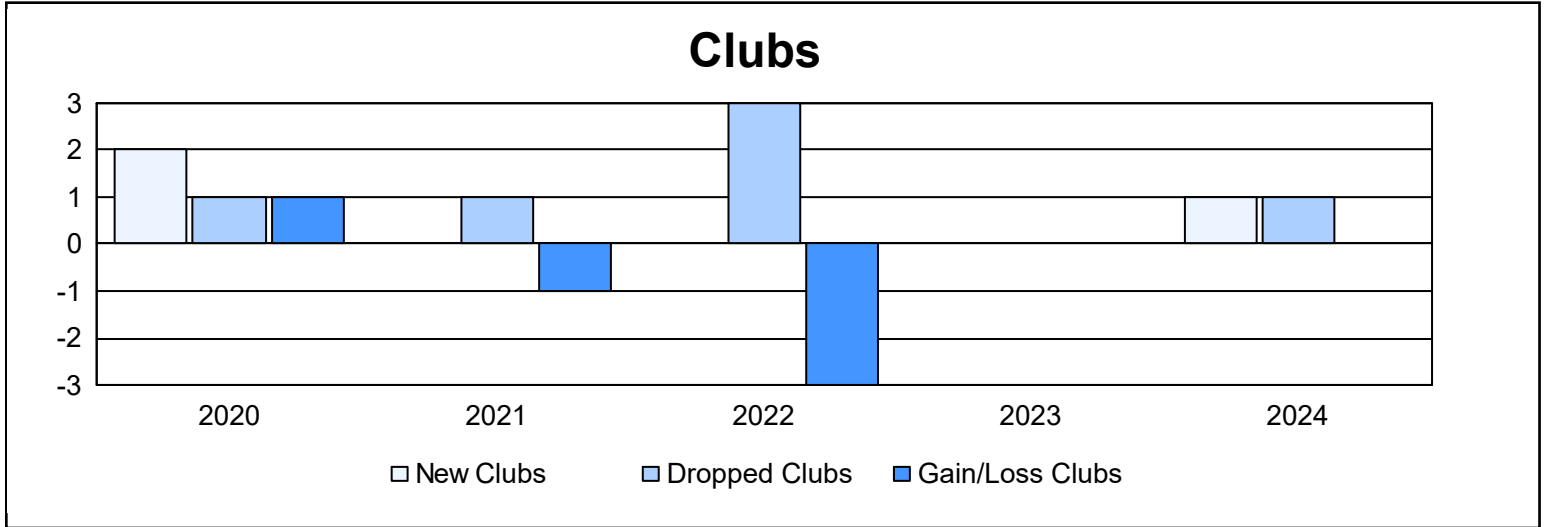
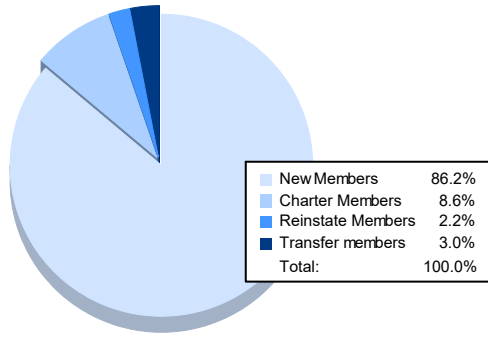


| Year | New Clubs | Dropped Clubs | Gain/ Loss Clubs | New Members | Charter Members | Reinstate Members | Transfer Members | Total Member Added | Total Members Dropped | Gain/ Loss Members |
|----------------|-----------|---------------|------------------|-------------|-----------------|-------------------|------------------|--------------------|-----------------------|--------------------|
| 2019-2020 | 2 | 1 | 1 | 183 | 46 | 13 | 6 | 248 | 299 | -51 |
| 2020-2021 | 0 | 1 | -1 | 211 | 5 | 10 | 9 | 235 | 276 | -41 |
| 2021-2022 | 0 | 3 | -3 | 282 | 1 | 3 | 11 | 297 | 242 | 55 |
| 2022-2023 | 0 | 0 | 0 | 237 | 3 | 18 | 17 | 275 | 305 | -30 |
| 2023-2024 | 1 | 1 | 0 | 232 | 23 | 6 | 8 | 269 | 303 | -34 |
| Average | 1 | 1 | -1 | 229 | 16 | 10 | 10 | 265 | 285 | -20 |



Membership Composition June 2024 Cumulative



Gender Composition June 2024 Cumulative

