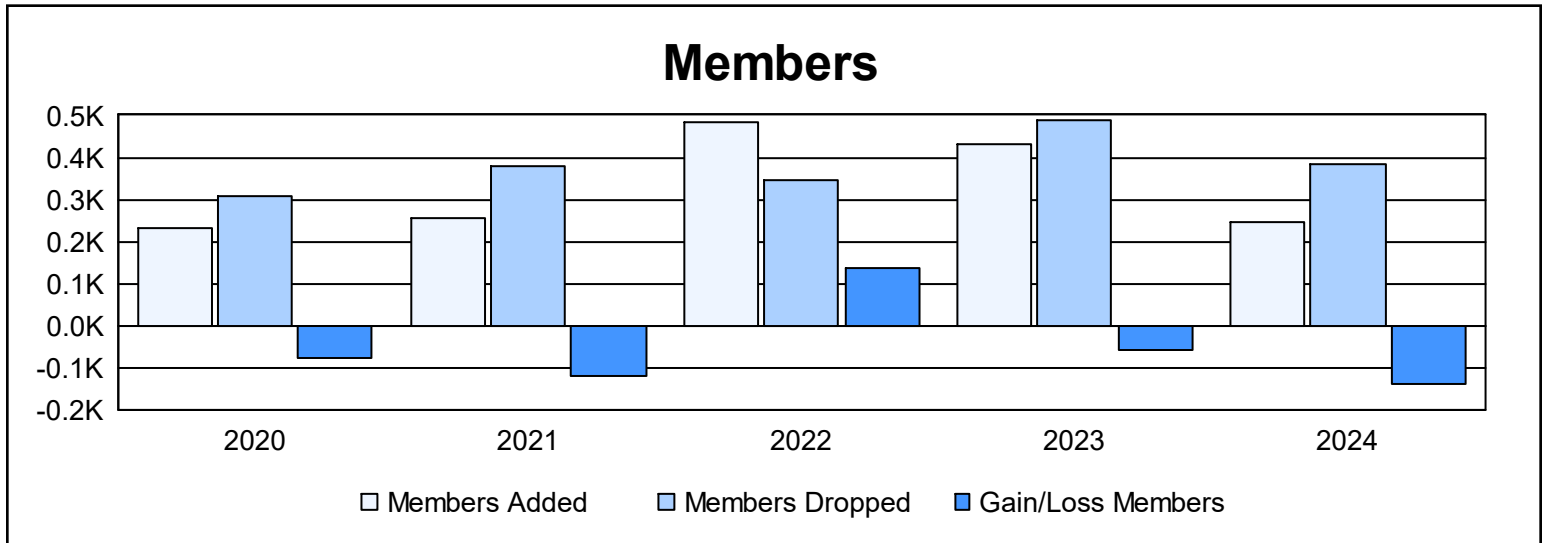
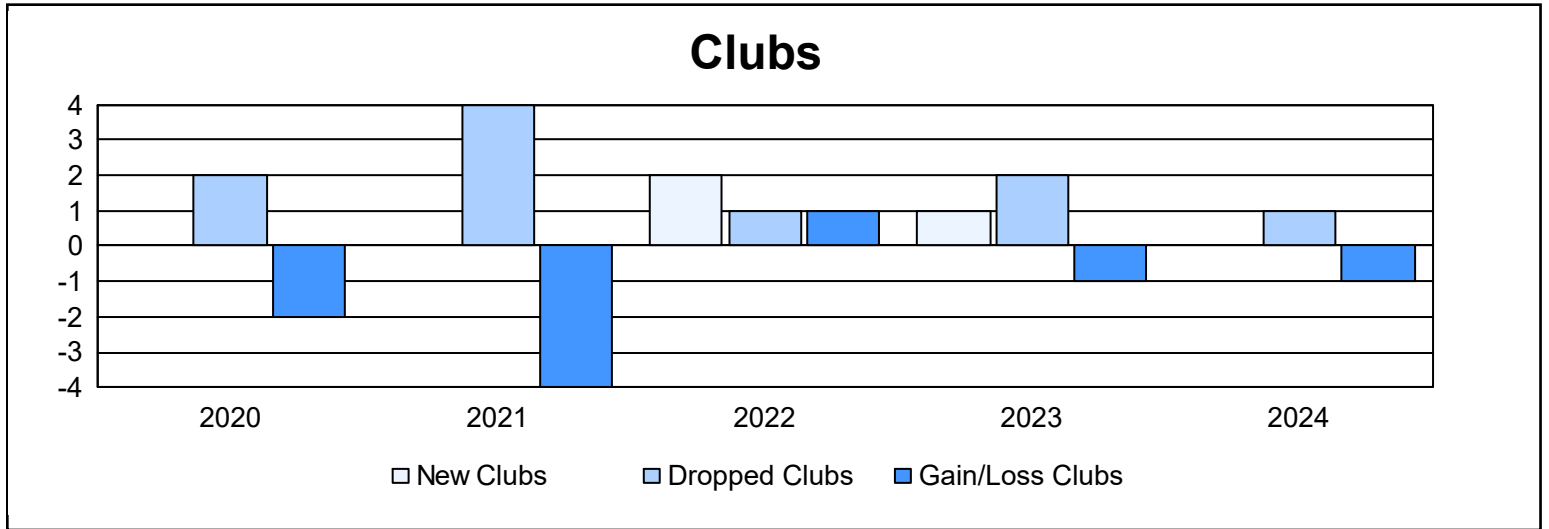
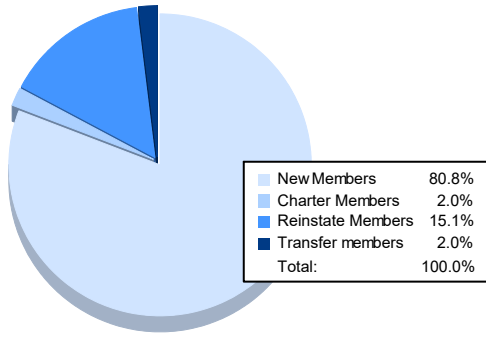


| Year | New Clubs | Dropped Clubs | Gain/ Loss Clubs | New Members | Charter Members | Reinstate Members | Transfer Members | Total Member Added | Total Members Dropped | Gain/ Loss Members |
|----------------|-----------|---------------|------------------|-------------|-----------------|-------------------|------------------|--------------------|-----------------------|--------------------|
| 2019-2020 | 0 | 2 | -2 | 210 | 0 | 9 | 13 | 232 | 309 | -77 |
| 2020-2021 | 0 | 4 | -4 | 233 | 1 | 19 | 3 | 256 | 377 | -121 |
| 2021-2022 | 2 | 1 | 1 | 390 | 44 | 44 | 5 | 483 | 347 | 136 |
| 2022-2023 | 1 | 2 | -1 | 358 | 26 | 42 | 6 | 432 | 488 | -56 |
| 2023-2024 | 0 | 1 | -1 | 198 | 5 | 37 | 5 | 245 | 385 | -140 |
| Average | 1 | 2 | -1 | 278 | 15 | 30 | 6 | 330 | 381 | -52 |



Membership Composition June 2024 Cumulative



Gender Composition June 2024 Cumulative

