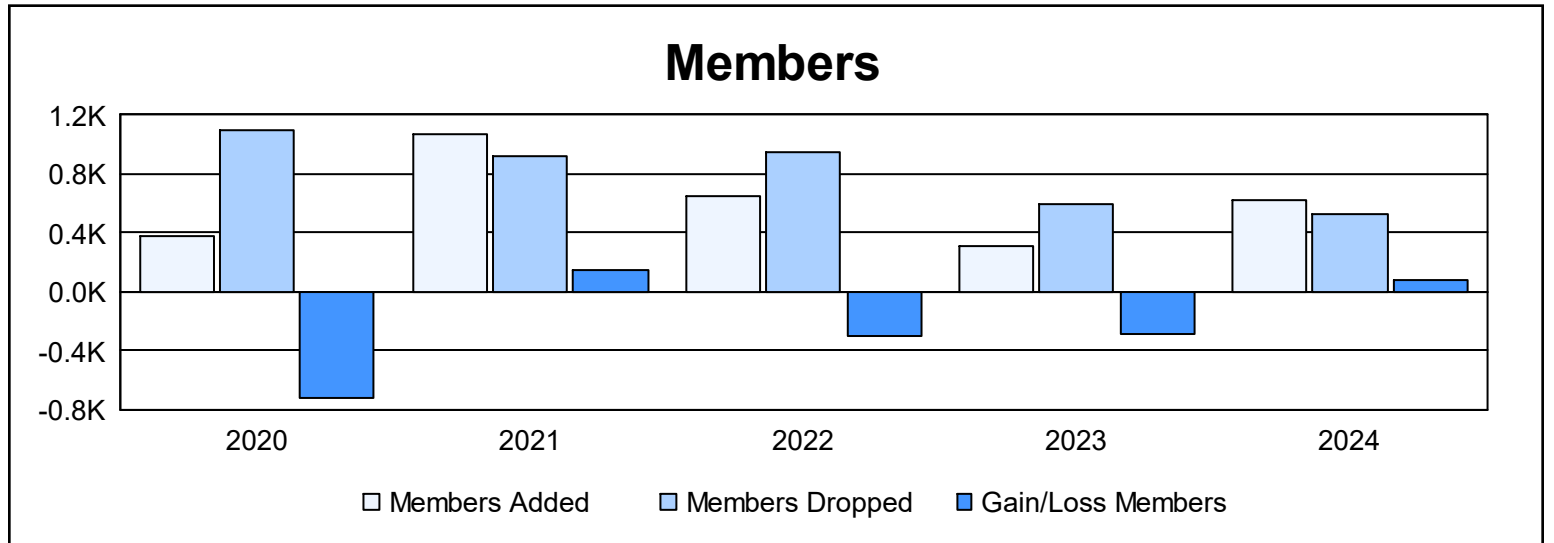
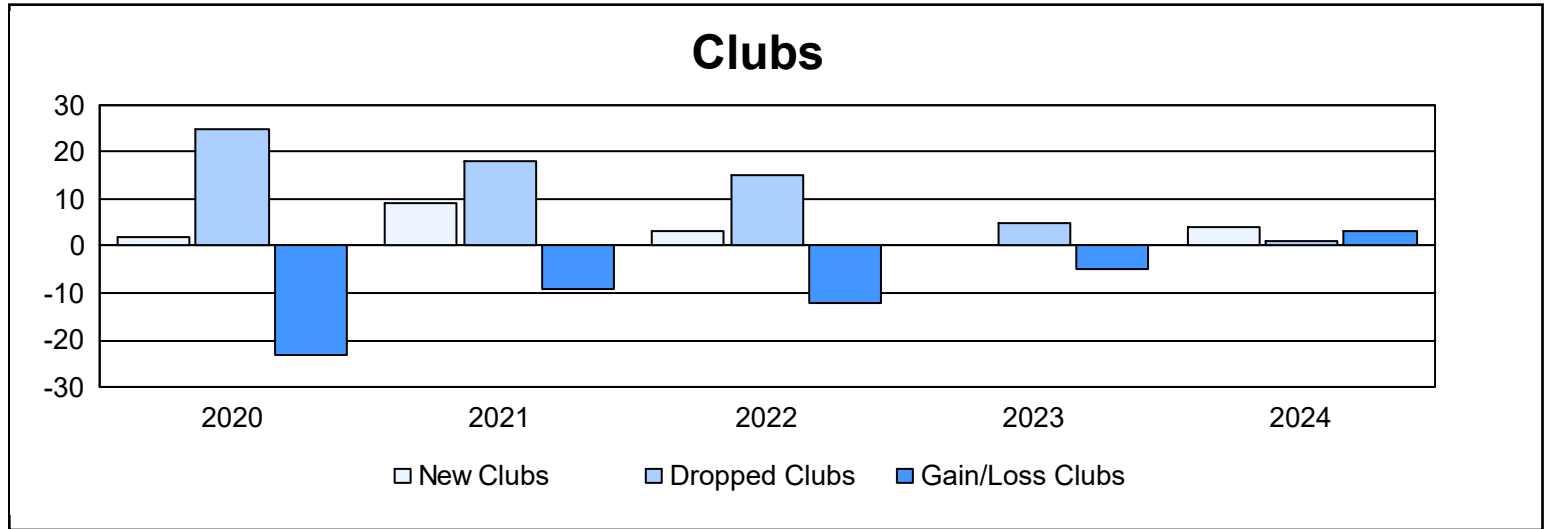


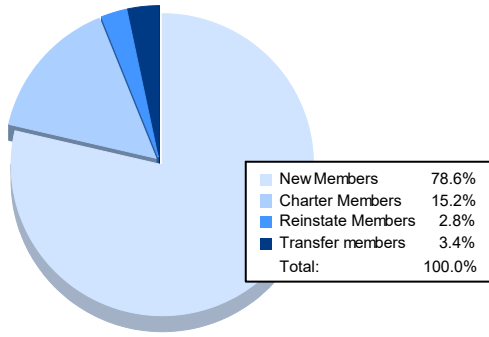
Multiple District O

As of June 2024 Cumulative

| Year | New Clubs | Dropped Clubs | Gain/ Loss Clubs | New Members | Charter Members | Reinstate Members | Transfer Members | Total Member Added | Total Members Dropped | Gain/ Loss Members |
|----------------|-----------|---------------|------------------|-------------|-----------------|-------------------|------------------|--------------------|-----------------------|--------------------|
| 2019-2020 | 2 | 25 | -23 | 282 | 49 | 28 | 26 | 385 | 1,101 | -716 |
| 2020-2021 | 9 | 18 | -9 | 784 | 252 | 13 | 19 | 1,068 | 916 | 152 |
| 2021-2022 | 3 | 15 | -12 | 465 | 91 | 72 | 16 | 644 | 943 | -299 |
| 2022-2023 | 0 | 5 | -5 | 269 | 3 | 21 | 17 | 310 | 596 | -286 |
| 2023-2024 | 4 | 1 | 3 | 485 | 94 | 17 | 21 | 617 | 533 | 84 |
| Average | 4 | 13 | -9 | 457 | 98 | 30 | 20 | 605 | 818 | -213 |



Membership Composition June 2024 Cumulative



Gender Composition June 2024 Cumulative

