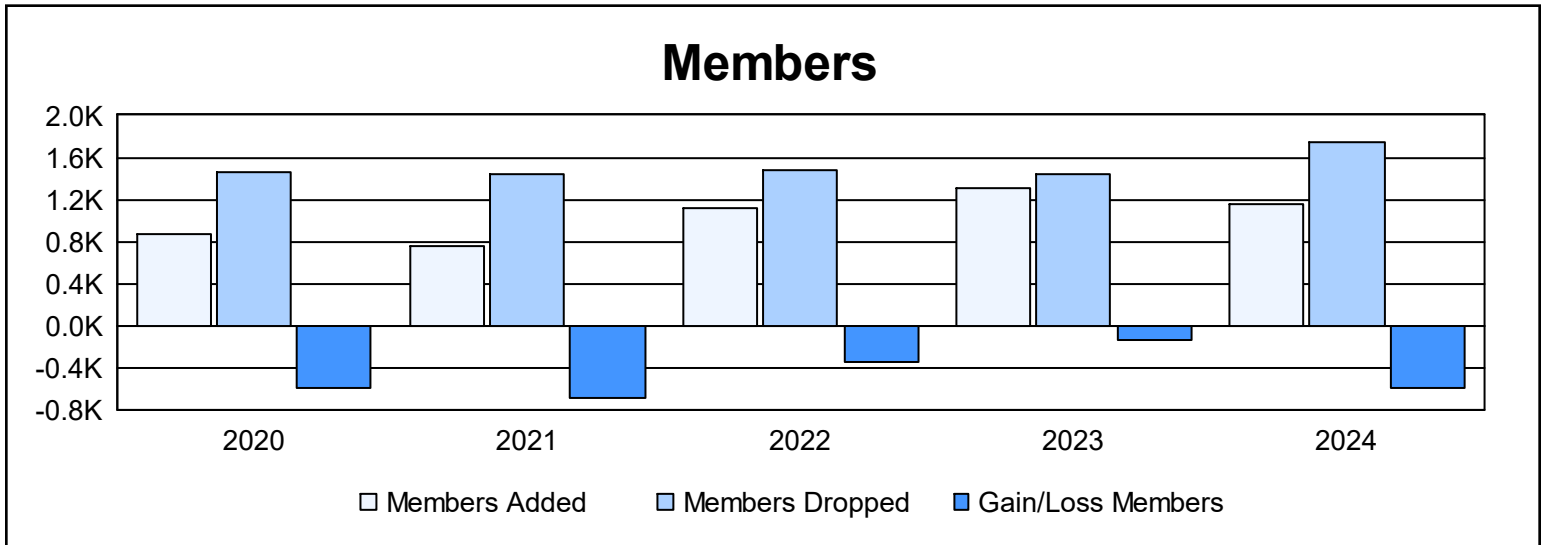
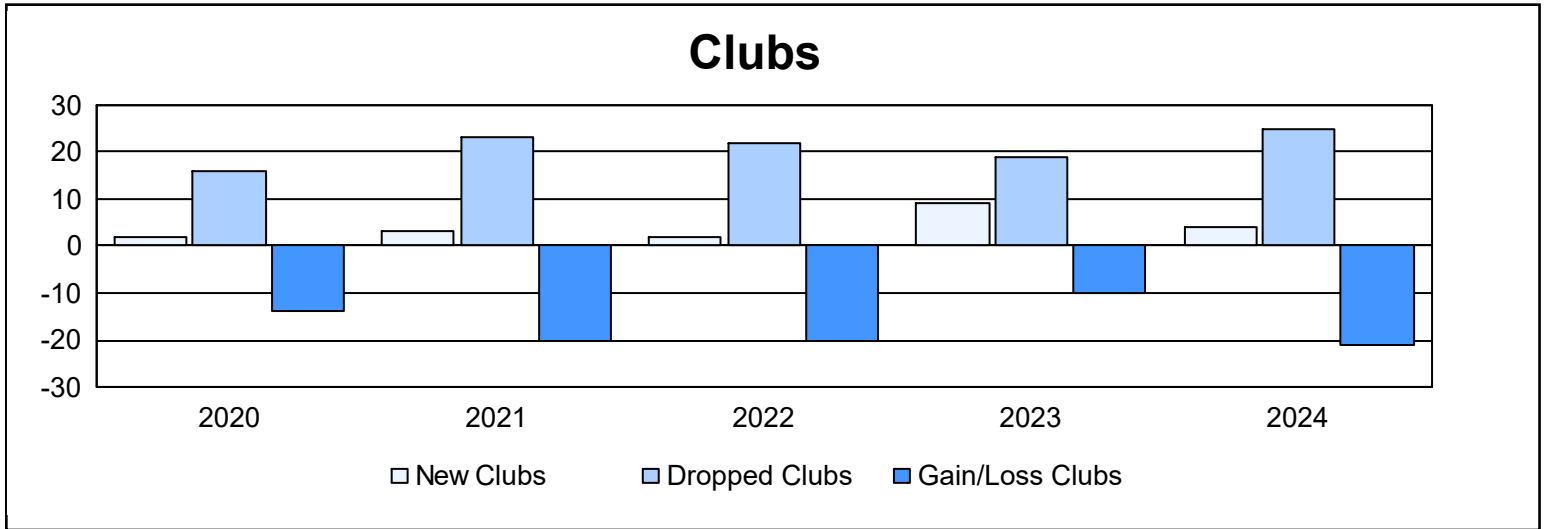
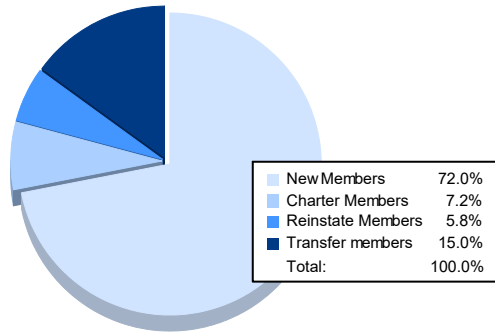


Year	New Clubs	Dropped Clubs	Gain/ Loss Clubs	New Members	Charter Members	Reinstate Members	Transfer Members	Total Member Added	Total Members Dropped	Gain/ Loss Members
2019-2020	2	16	-14	629	73	51	112	865	1,456	-591
2020-2021	3	23	-20	538	96	31	93	758	1,438	-680
2021-2022	2	22	-20	888	75	41	116	1,120	1,469	-349
2022-2023	9	19	-10	881	280	51	102	1,314	1,448	-134
2023-2024	4	25	-21	827	83	67	172	1,149	1,743	-594
Average	4	21	-17	753	121	48	119	1,041	1,511	-470



Membership Composition June 2024 Cumulative



Gender Composition June 2024 Cumulative

