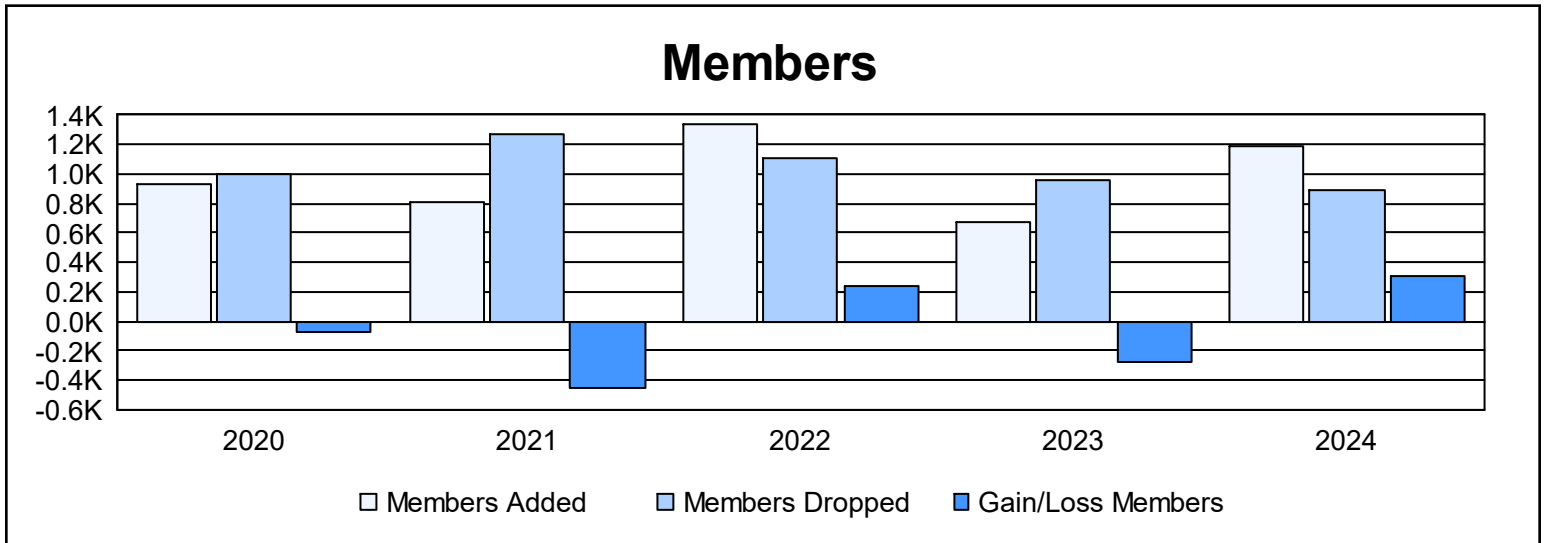
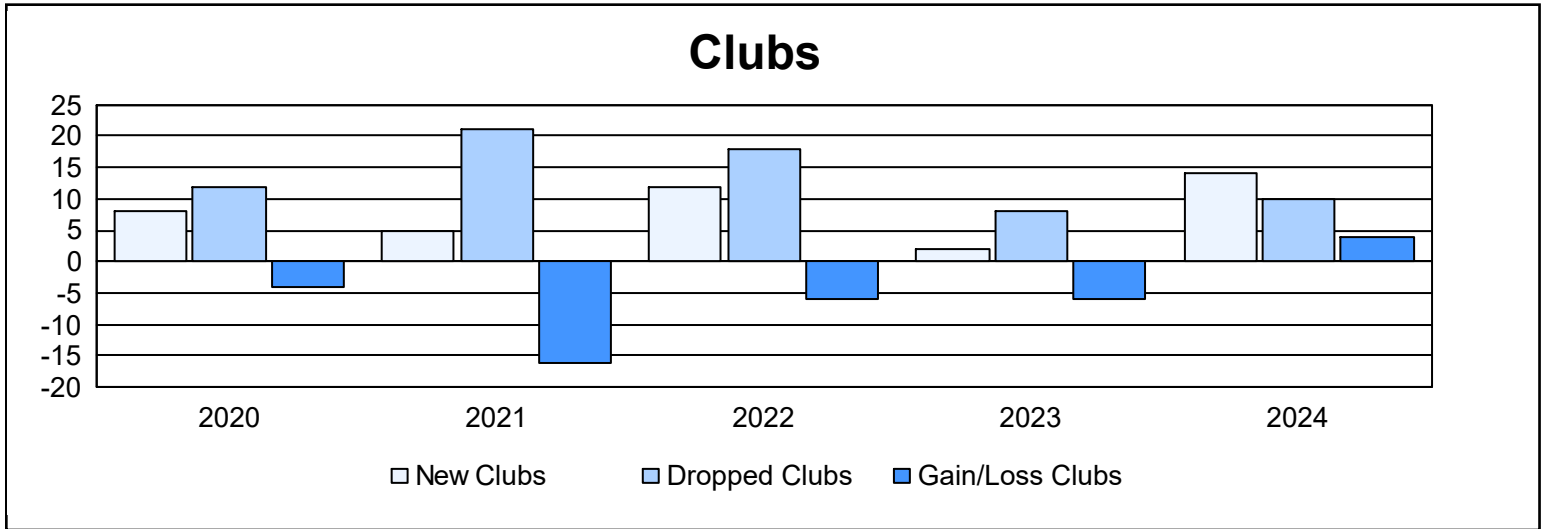
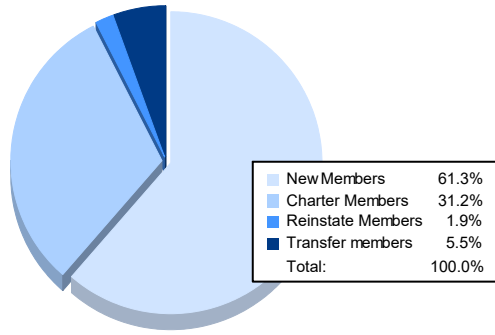


Year	New Clubs	Dropped Clubs	Gain/ Loss Clubs	New Members	Charter Members	Reinstate Members	Transfer Members	Total Member Added	Total Members Dropped	Gain/ Loss Members
2019-2020	8	12	-4	557	280	57	32	926	994	-68
2020-2021	5	21	-16	488	183	87	47	805	1,264	-459
2021-2022	12	18	-6	842	364	40	91	1,337	1,101	236
2022-2023	2	8	-6	485	103	41	50	679	952	-273
2023-2024	14	10	4	732	373	23	66	1,194	887	307
Average	8	14	-6	621	261	50	57	988	1,040	-51



Membership Composition June 2024 Cumulative



Gender Composition June 2024 Cumulative

