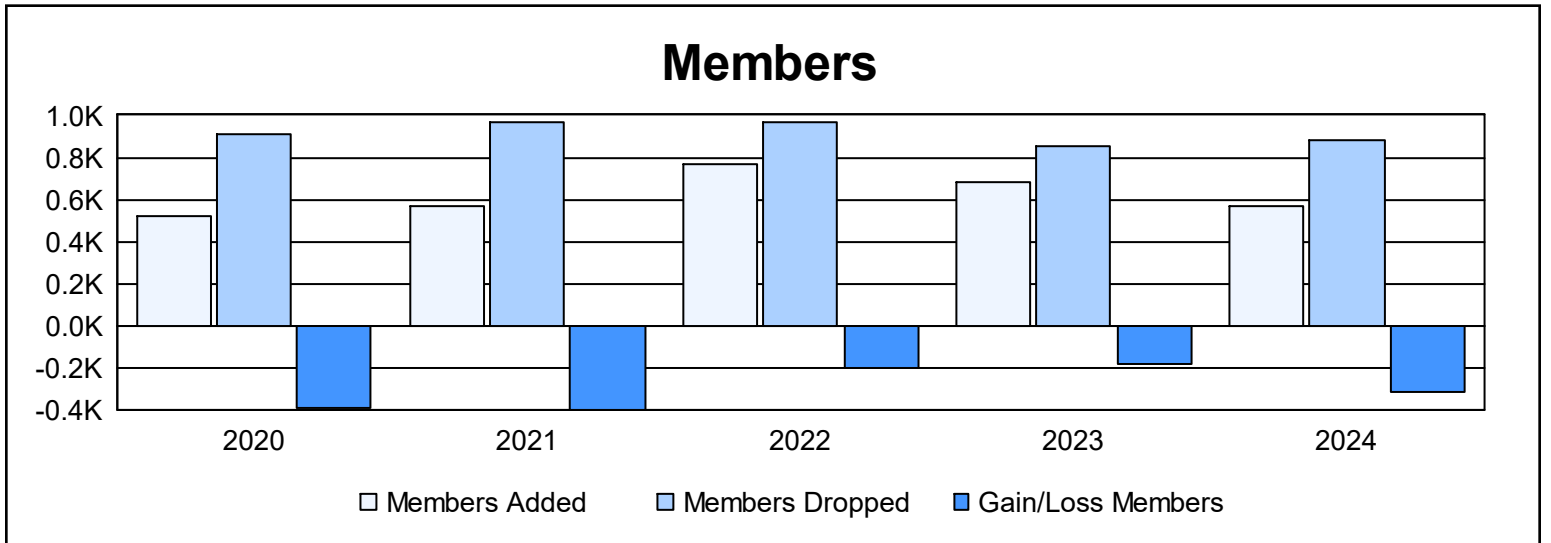
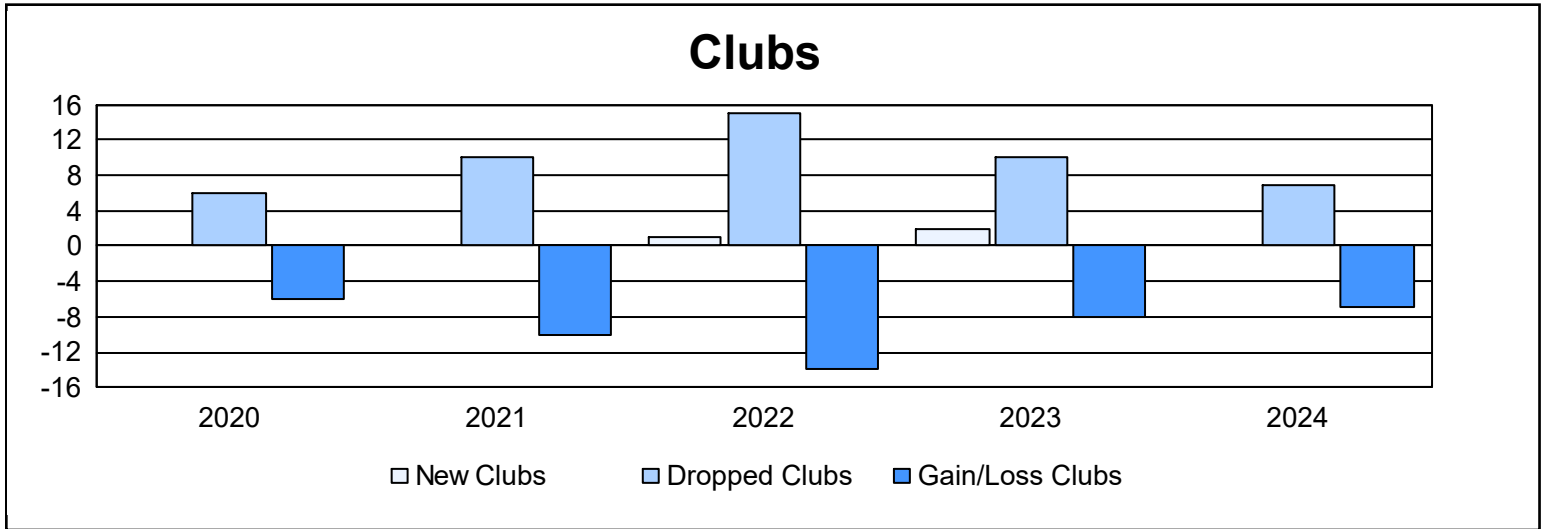
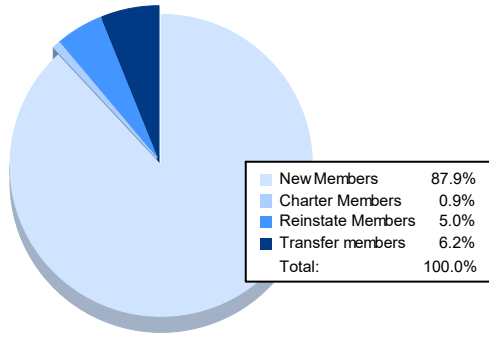


| Year | New Clubs | Dropped Clubs | Gain/ Loss Clubs | New Members | Charter Members | Reinstate Members | Transfer Members | Total Member Added | Total Members Dropped | Gain/ Loss Members |
|----------------|-----------|---------------|------------------|-------------|-----------------|-------------------|------------------|--------------------|-----------------------|--------------------|
| 2019-2020 | 0 | 6 | -6 | 462 | 1 | 29 | 29 | 521 | 913 | -392 |
| 2020-2021 | 0 | 10 | -10 | 508 | 5 | 33 | 20 | 566 | 965 | -399 |
| 2021-2022 | 1 | 15 | -14 | 655 | 27 | 51 | 30 | 763 | 964 | -201 |
| 2022-2023 | 2 | 10 | -8 | 557 | 71 | 22 | 27 | 677 | 857 | -180 |
| 2023-2024 | 0 | 7 | -7 | 495 | 5 | 28 | 35 | 563 | 878 | -315 |
| Average | 1 | 10 | -9 | 535 | 22 | 33 | 28 | 618 | 915 | -297 |



Membership Composition June 2024 Cumulative



Gender Composition June 2024 Cumulative

