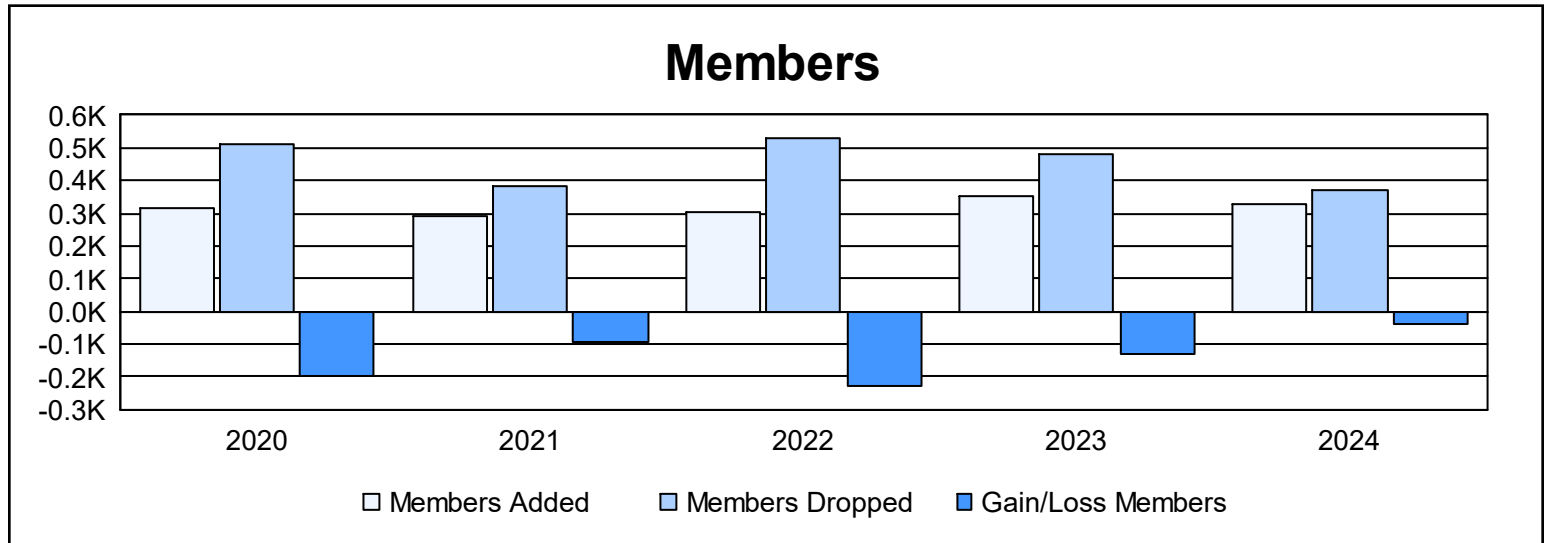
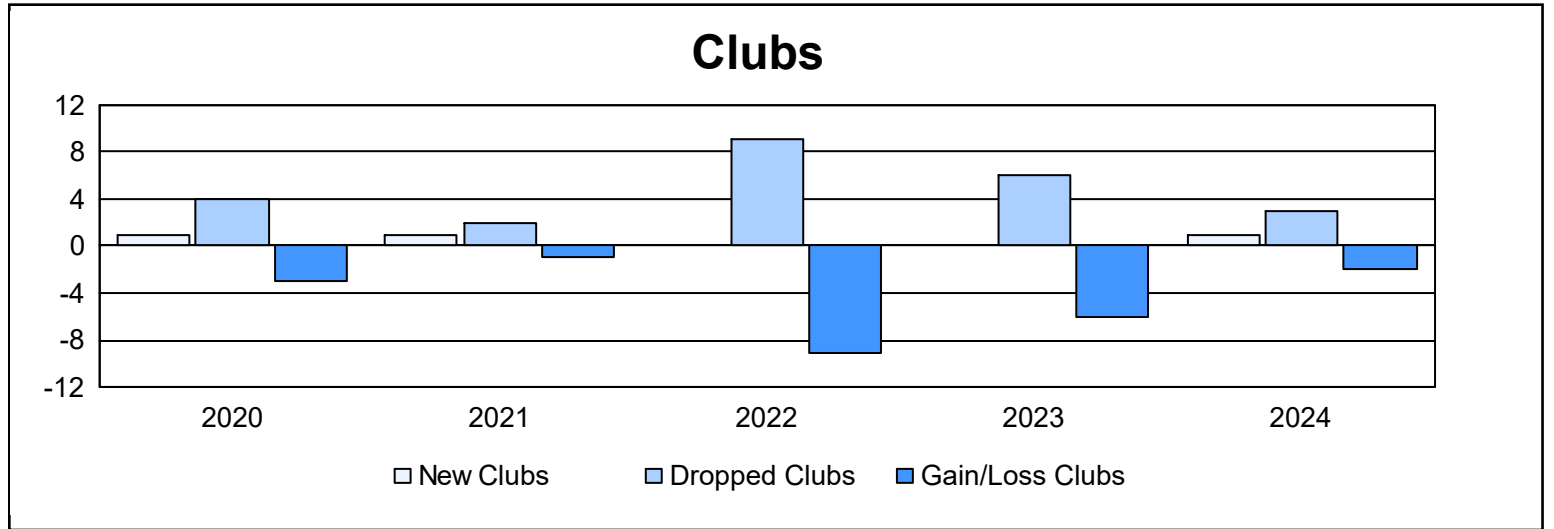
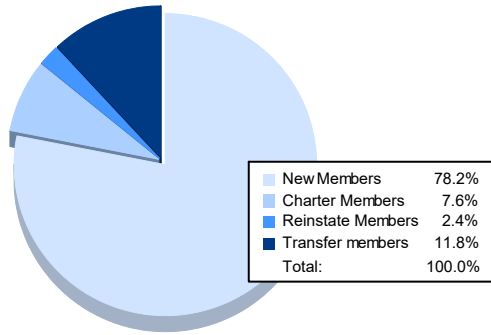


Year	New Clubs	Dropped Clubs	Gain/ Loss Clubs	New Members	Charter Members	Reinstate Members	Transfer Members	Total Member Added	Total Members Dropped	Gain/ Loss Members
2019-2020	1	4	-3	221	49	21	23	314	514	-200
2020-2021	1	2	-1	226	30	20	15	291	384	-93
2021-2022	0	9	-9	274	3	17	9	303	532	-229
2022-2023	0	6	-6	272	0	40	38	350	481	-131
2023-2024	1	3	-2	258	25	8	39	330	369	-39
<b>Average</b>	<b>1</b>	<b>5</b>	<b>-4</b>	<b>250</b>	<b>21</b>	<b>21</b>	<b>25</b>	<b>318</b>	<b>456</b>	<b>-138</b>



### Membership Composition June 2024 Cumulative



### Gender Composition June 2024 Cumulative

