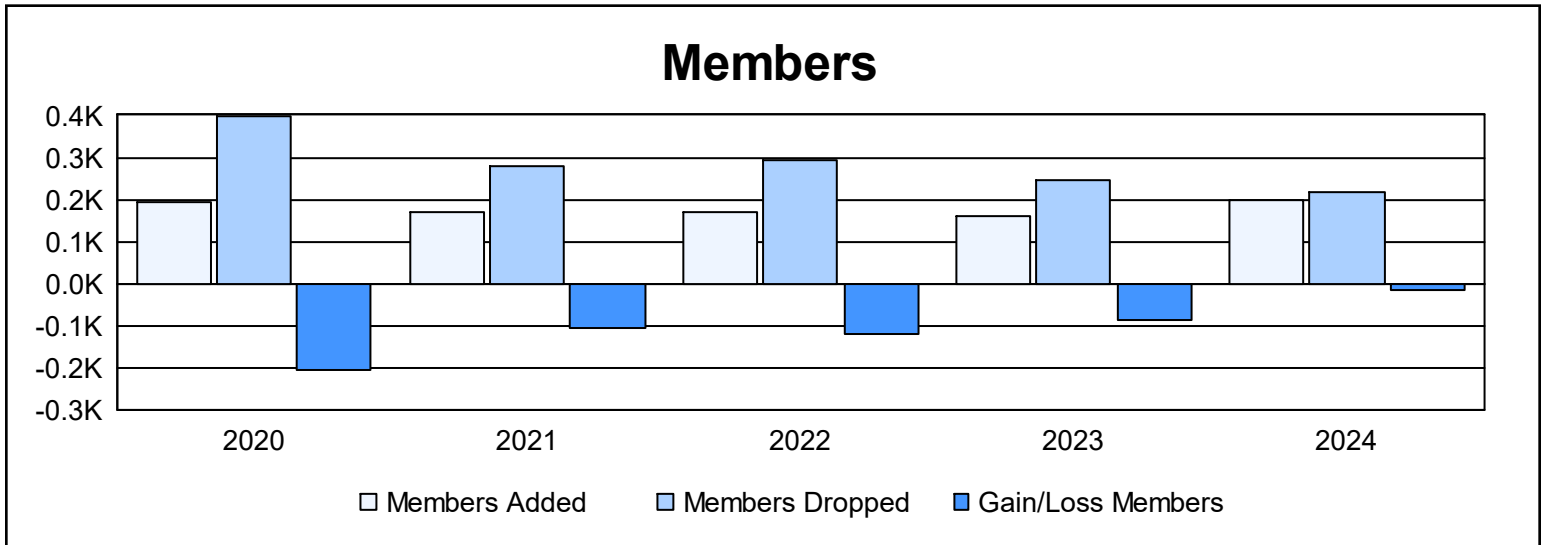
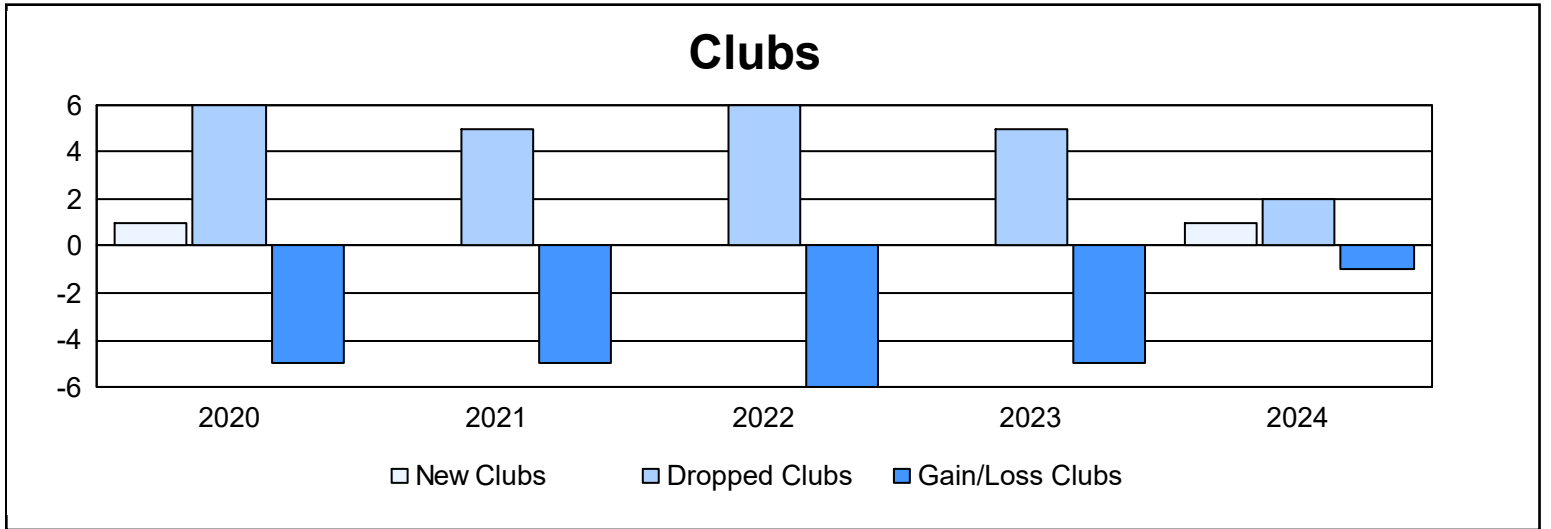
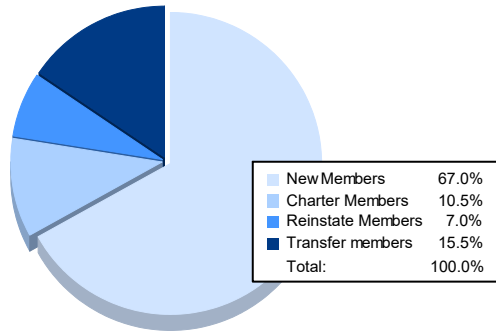


Year	New Clubs	Dropped Clubs	Gain/ Loss Clubs	New Members	Charter Members	Reinstate Members	Transfer Members	Total Member Added	Total Members Dropped	Gain/ Loss Members
2019-2020	1	6	-5	147	25	12	9	193	399	-206
2020-2021	0	5	-5	127	1	37	5	170	277	-107
2021-2022	0	6	-6	161	0	7	3	171	291	-120
2022-2023	0	5	-5	149	1	3	9	162	247	-85
2023-2024	1	2	-1	134	21	14	31	200	218	-18
<b>Average</b>	<b>0</b>	<b>5</b>	<b>-4</b>	<b>144</b>	<b>10</b>	<b>15</b>	<b>11</b>	<b>179</b>	<b>286</b>	<b>-107</b>



### Membership Composition June 2024 Cumulative



### Gender Composition June 2024 Cumulative

