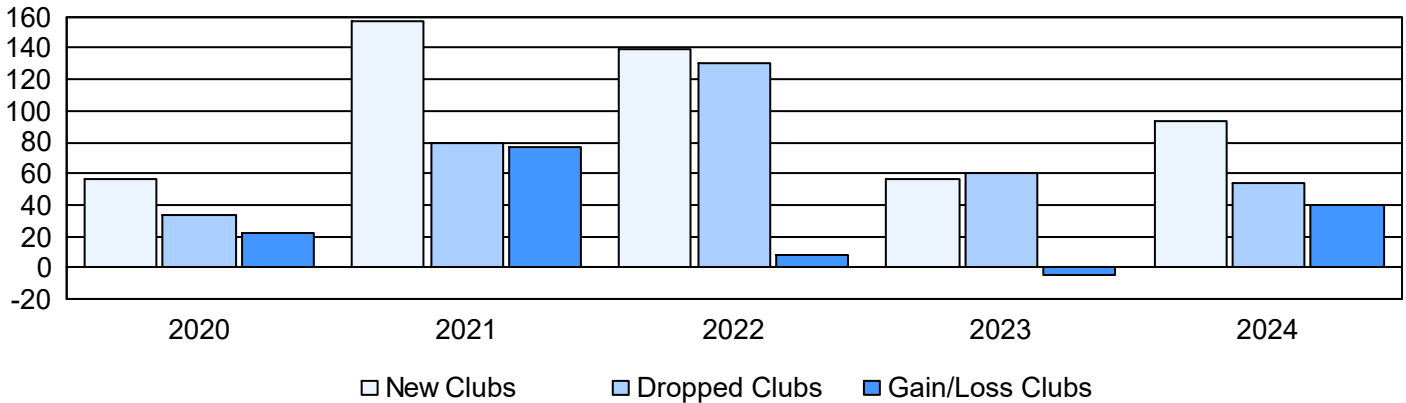
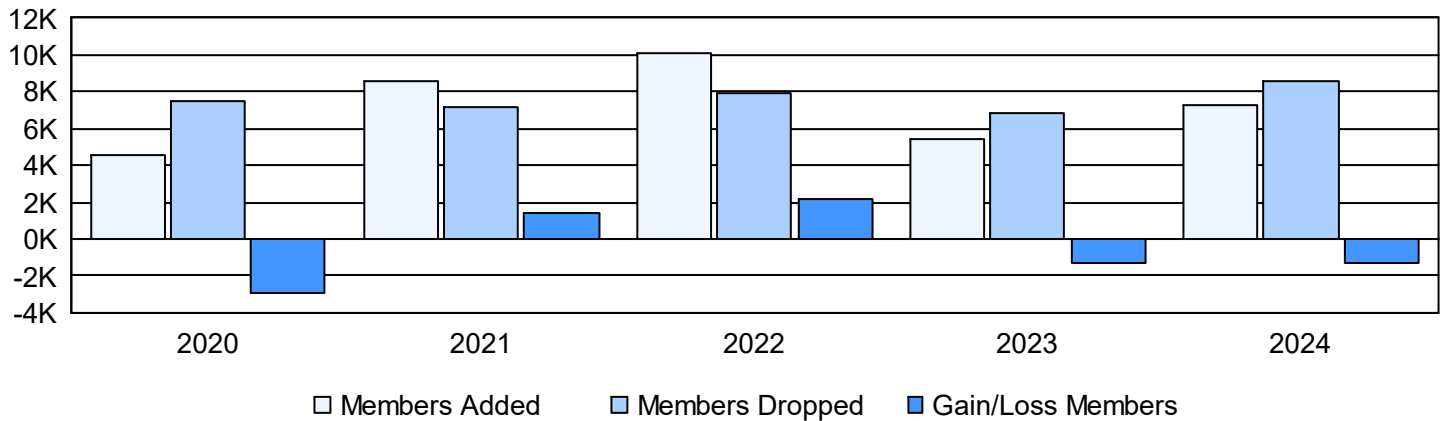


| Year | New Clubs | Dropped Clubs | Gain/ Loss Clubs | New Members | Charter Members | Reinstate Members | Transfer Members | Total Member Added | Total Members Dropped | Gain/ Loss Members |
|----------------|------------|---------------|------------------|--------------|-----------------|-------------------|------------------|--------------------|-----------------------|--------------------|
| 2019-2020 | 56 | 34 | 22 | 2,193 | 1,552 | 730 | 118 | 4,593 | 7,488 | -2,895 |
| 2020-2021 | 157 | 80 | 77 | 3,450 | 4,254 | 780 | 88 | 8,572 | 7,204 | 1,368 |
| 2021-2022 | 139 | 131 | 8 | 5,415 | 3,739 | 740 | 233 | 10,127 | 7,976 | 2,151 |
| 2022-2023 | 57 | 61 | -4 | 3,015 | 1,804 | 441 | 214 | 5,474 | 6,828 | -1,354 |
| 2023-2024 | 94 | 54 | 40 | 3,638 | 2,478 | 878 | 330 | 7,324 | 8,595 | -1,271 |
| Average | 101 | 72 | 29 | 3,542 | 2,765 | 714 | 197 | 7,218 | 7,618 | -400 |

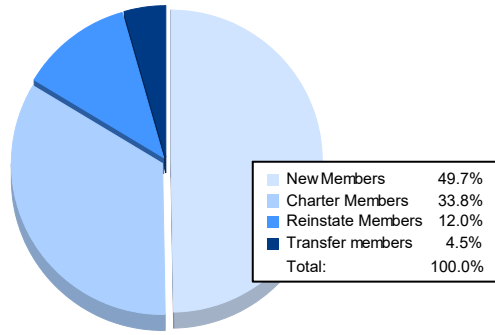
Clubs



Members



Membership Composition June 2024 Cumulative



Gender Composition June 2024 Cumulative

