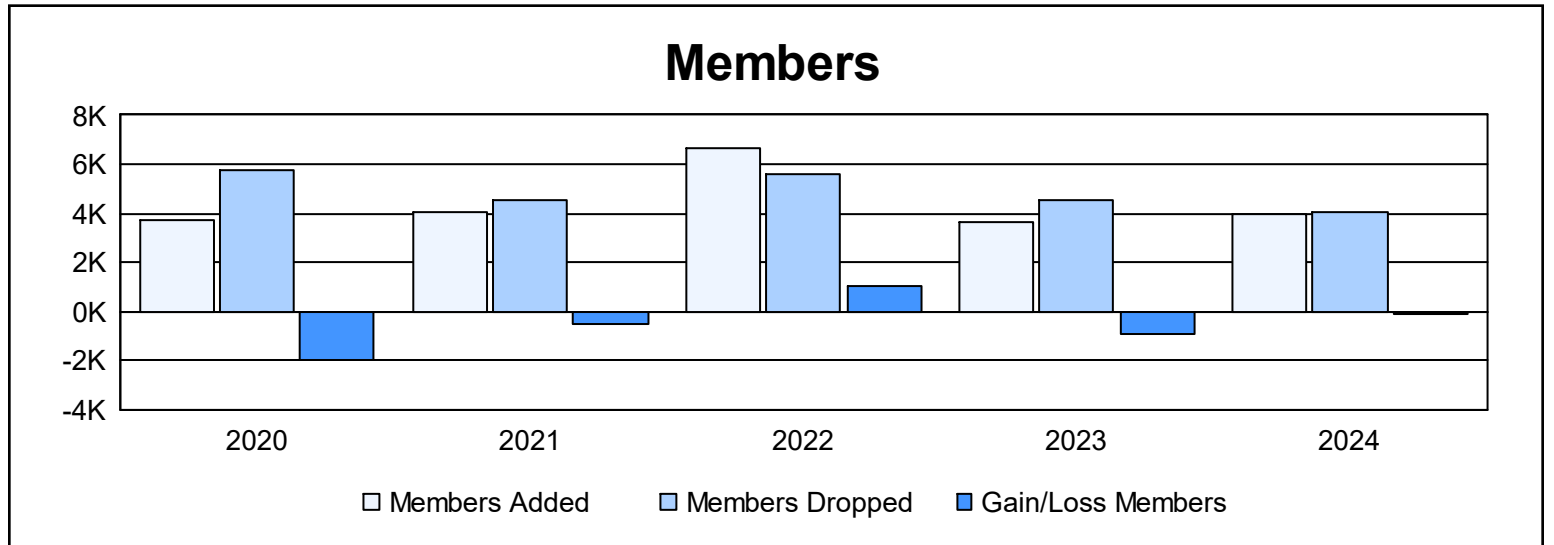
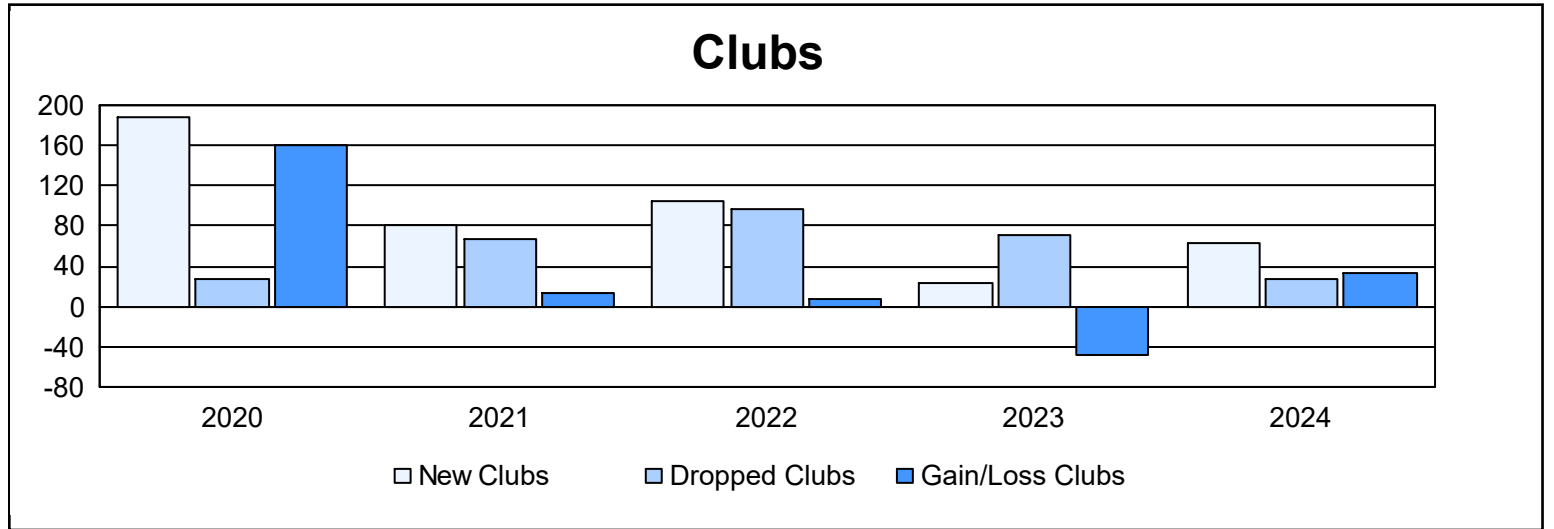
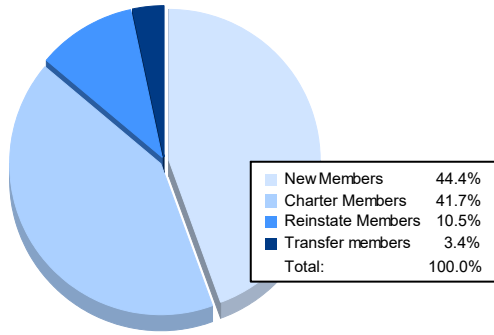


| Year | New Clubs | Dropped Clubs | Gain/ Loss Clubs | New Members | Charter Members | Reinstate Members | Transfer Members | Total Member Added | Total Members Dropped | Gain/ Loss Members |
|----------------|-----------|---------------|------------------|--------------|-----------------|-------------------|------------------|--------------------|-----------------------|--------------------|
| 2019-2020 | 187 | 27 | 160 | 1,238 | 1,921 | 492 | 81 | 3,732 | 5,746 | -2,014 |
| 2020-2021 | 81 | 67 | 14 | 2,128 | 1,458 | 378 | 58 | 4,022 | 4,529 | -507 |
| 2021-2022 | 104 | 96 | 8 | 3,000 | 3,068 | 469 | 119 | 6,656 | 5,607 | 1,049 |
| 2022-2023 | 23 | 71 | -48 | 1,958 | 1,105 | 404 | 154 | 3,621 | 4,551 | -930 |
| 2023-2024 | 62 | 28 | 34 | 1,754 | 1,649 | 415 | 133 | 3,951 | 4,054 | -103 |
| Average | 91 | 58 | 34 | 2,016 | 1,840 | 432 | 109 | 4,396 | 4,897 | -501 |



Membership Composition June 2024 Cumulative



Gender Composition June 2024 Cumulative

