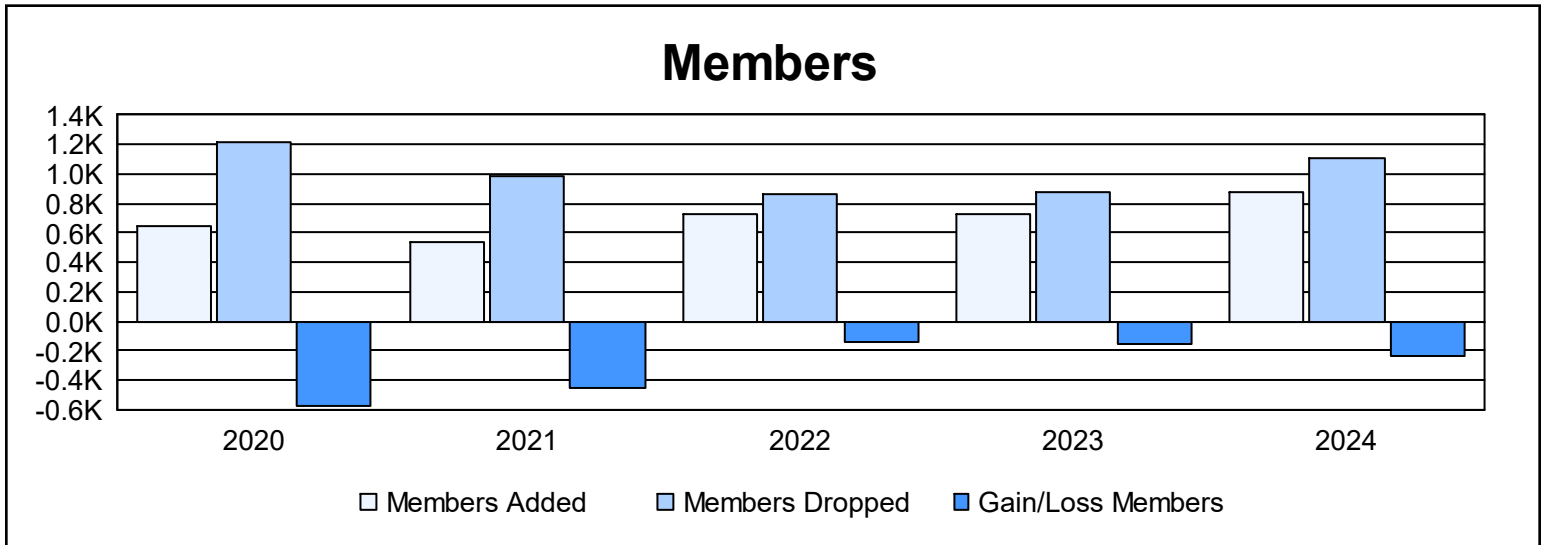
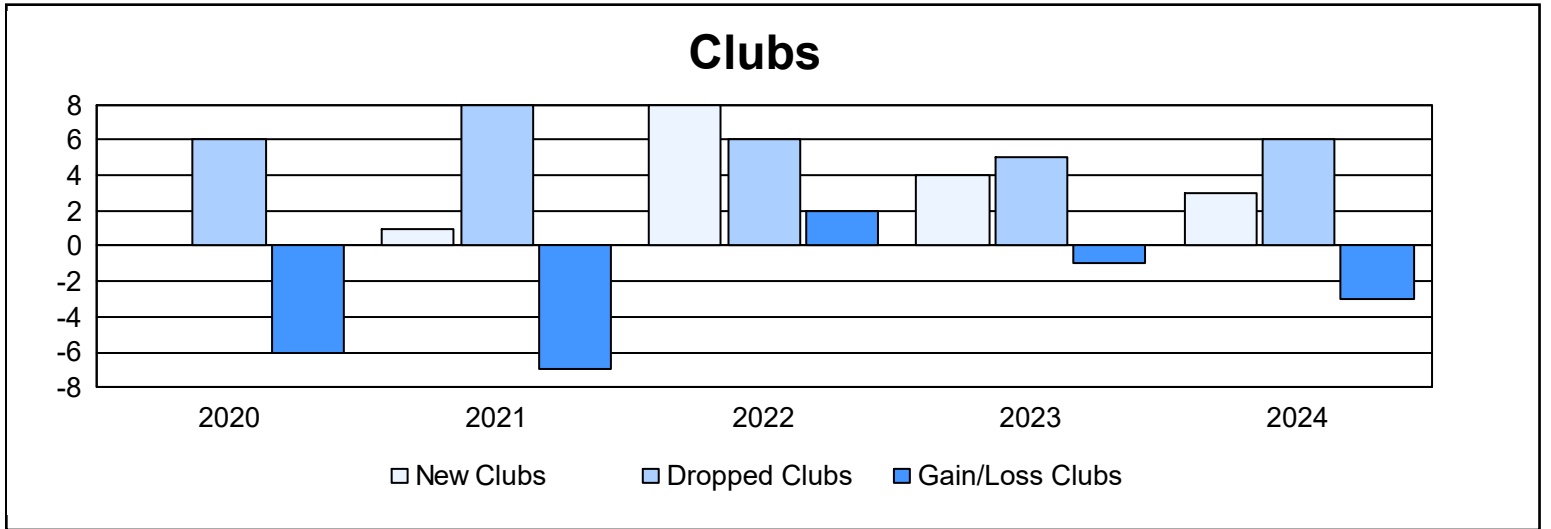
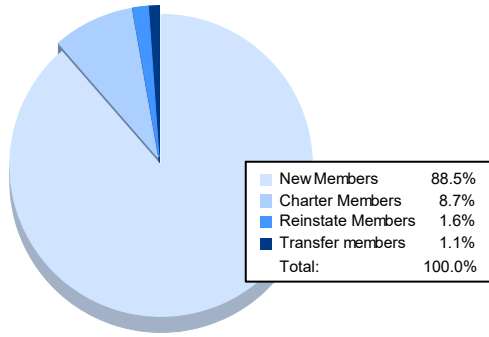


Year	New Clubs	Dropped Clubs	Gain/Loss Clubs	New Members	Charter Members	Reinstate Members	Transfer Members	Total Member Added	Total Members Dropped	Gain/Loss Members
2019-2020	0	6	-6	601	0	14	25	640	1,210	-570
2020-2021	1	8	-7	453	54	17	14	538	990	-452
2021-2022	8	6	2	479	214	15	16	724	870	-146
2022-2023	4	5	-1	613	94	7	9	723	882	-159
2023-2024	3	6	-3	771	76	14	10	871	1,110	-239
<b>Average</b>	<b>3</b>	<b>6</b>	<b>-3</b>	<b>583</b>	<b>88</b>	<b>13</b>	<b>15</b>	<b>699</b>	<b>1,012</b>	<b>-313</b>



### Membership Composition June 2024 Cumulative



### Gender Composition June 2024 Cumulative

