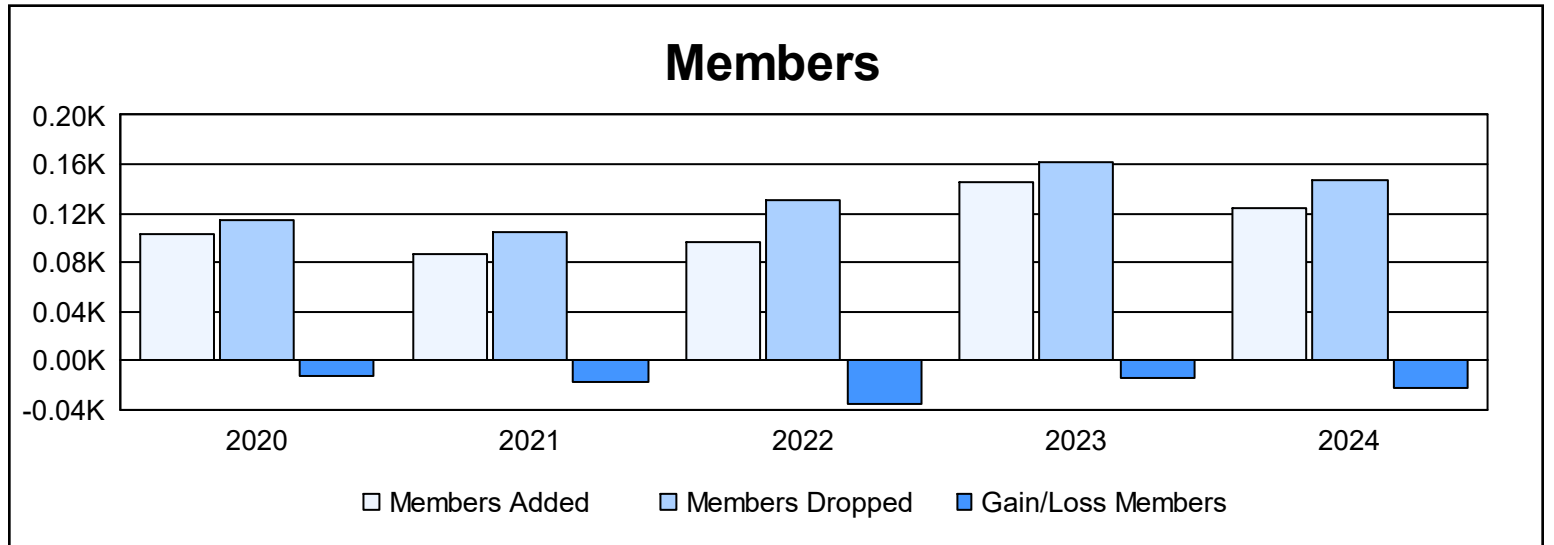
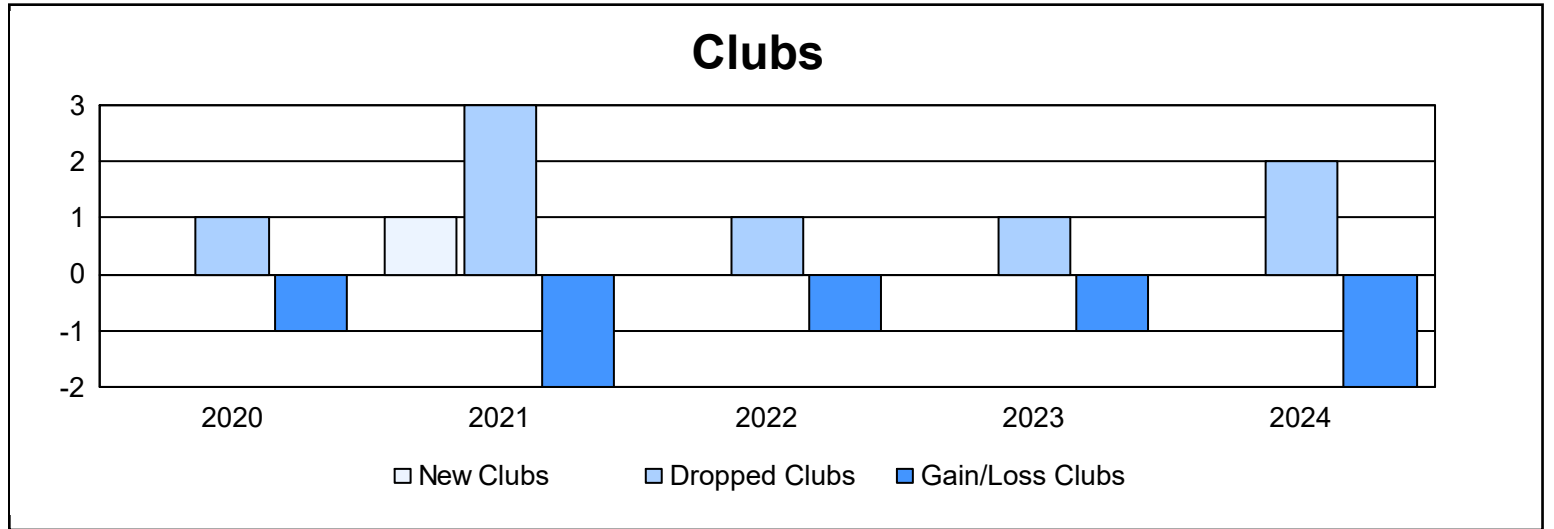
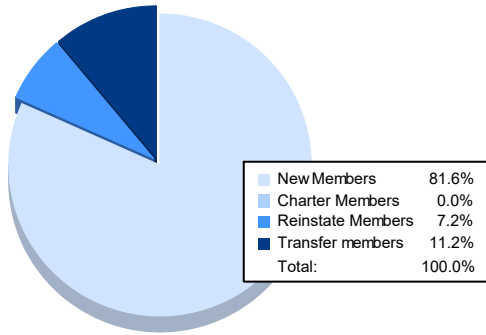


Year	New Clubs	Dropped Clubs	Gain/ Loss Clubs	New Members	Charter Members	Reinstate Members	Transfer Members	Total Member Added	Total Members Dropped	Gain/ Loss Members
2019-2020	0	1	-1	80	1	16	6	103	115	-12
2020-2021	1	3	-2	59	20	5	3	87	104	-17
2021-2022	0	1	-1	88	0	5	3	96	131	-35
2022-2023	0	1	-1	129	1	4	12	146	161	-15
2023-2024	0	2	-2	102	0	9	14	125	147	-22
<b>Average</b>	<b>0</b>	<b>2</b>	<b>-1</b>	<b>92</b>	<b>4</b>	<b>8</b>	<b>8</b>	<b>111</b>	<b>132</b>	<b>-20</b>



### Membership Composition June 2024 Cumulative



### Gender Composition June 2024 Cumulative

