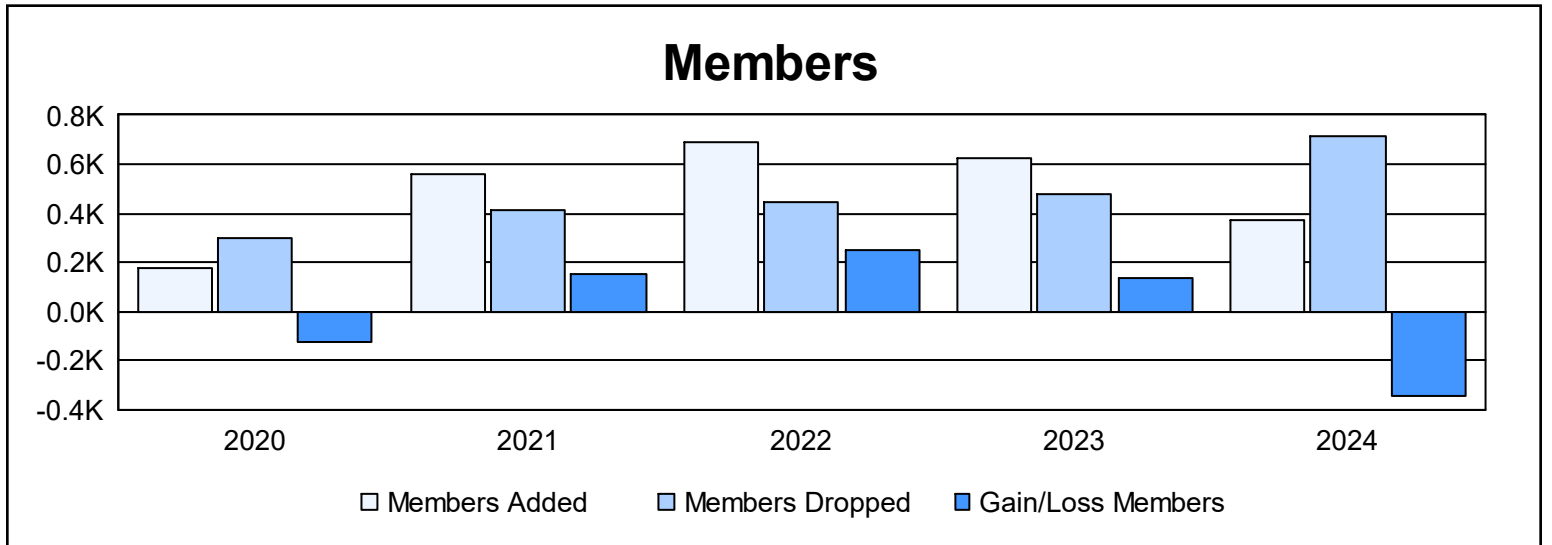
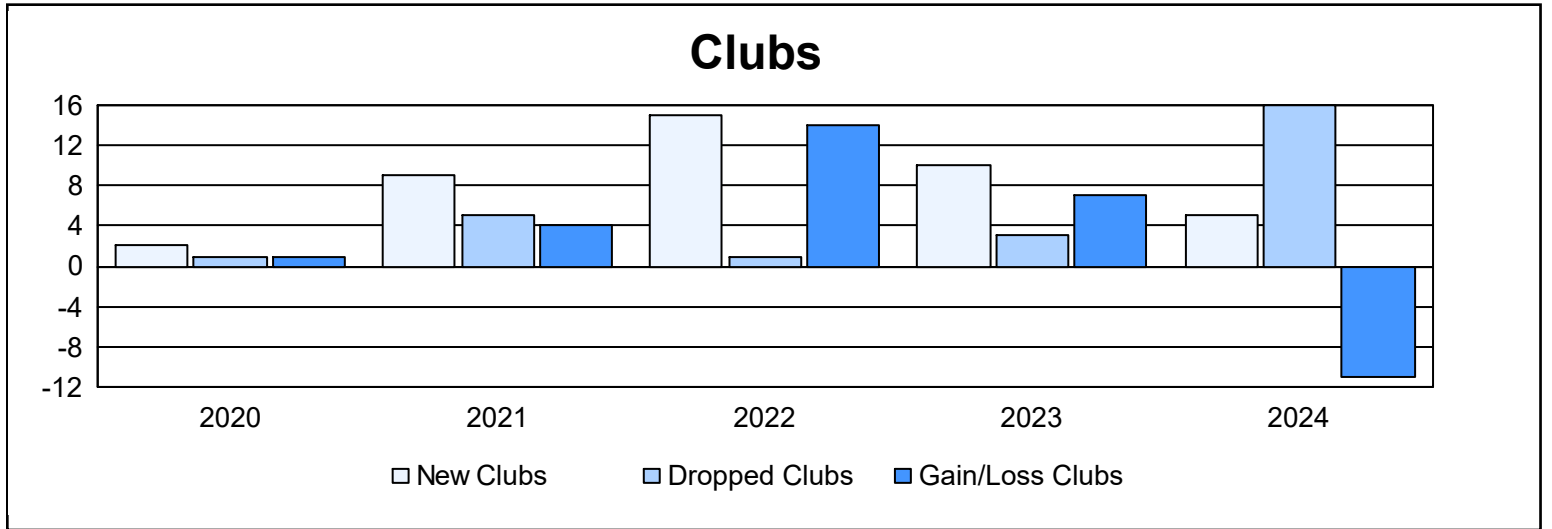
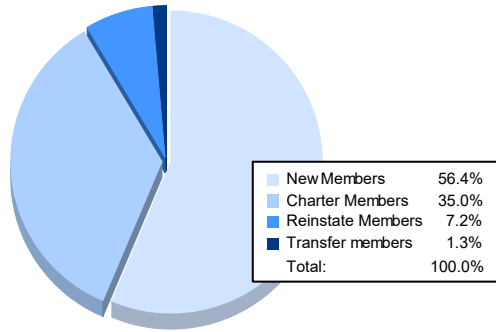


Year	New Clubs	Dropped Clubs	Gain/ Loss Clubs	New Members	Charter Members	Reinstate Members	Transfer Members	Total Member Added	Total Members Dropped	Gain/ Loss Members
2019-2020	2	1	1	93	57	13	11	174	298	-124
2020-2021	9	5	4	300	235	10	16	561	410	151
2021-2022	15	1	14	292	375	19	3	689	443	246
2022-2023	10	3	7	253	310	34	24	621	481	140
2023-2024	5	16	-11	211	131	27	5	374	716	-342
<b>Average</b>	<b>8</b>	<b>5</b>	<b>3</b>	<b>230</b>	<b>222</b>	<b>21</b>	<b>12</b>	<b>484</b>	<b>470</b>	<b>14</b>



### Membership Composition June 2024 Cumulative



### Gender Composition June 2024 Cumulative

