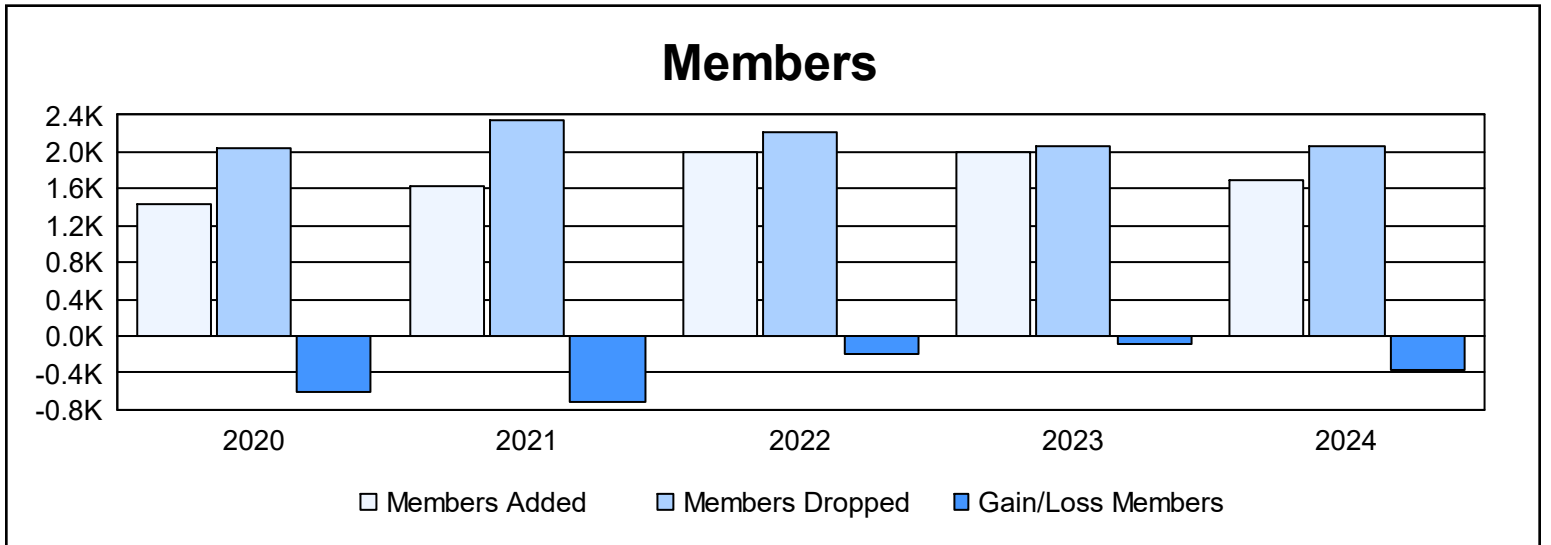
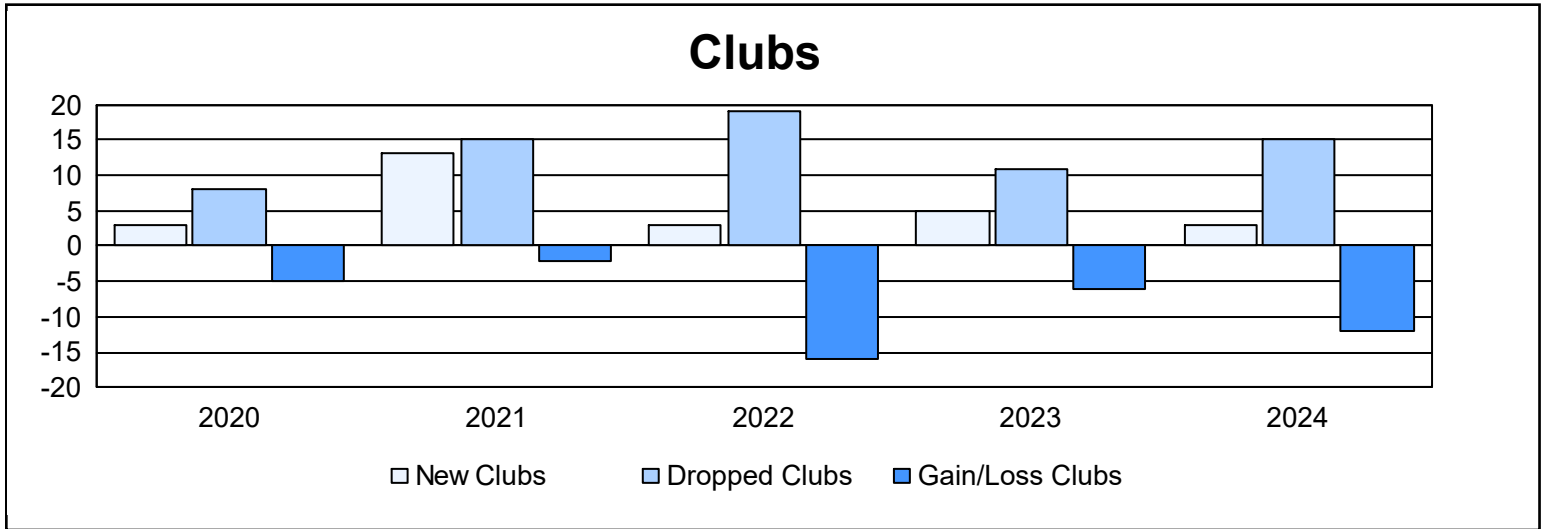
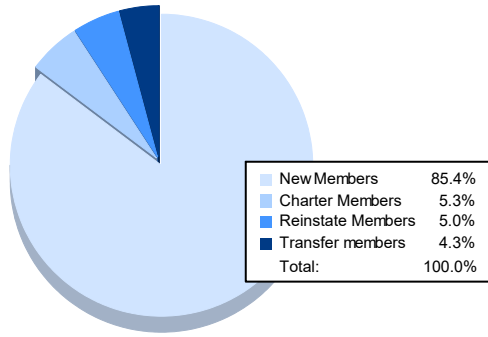


Year	New Clubs	Dropped Clubs	Gain/ Loss Clubs	New Members	Charter Members	Reinstate Members	Transfer Members	Total Member Added	Total Members Dropped	Gain/ Loss Members
2019-2020	3	8	-5	1,202	85	62	89	1,438	2,038	-600
2020-2021	13	15	-2	1,057	415	100	63	1,635	2,354	-719
2021-2022	3	19	-16	1,727	109	78	92	2,006	2,206	-200
2022-2023	5	11	-6	1,638	150	112	89	1,989	2,069	-80
2023-2024	3	15	-12	1,452	90	85	73	1,700	2,069	-369
<b>Average</b>	<b>5</b>	<b>14</b>	<b>-8</b>	<b>1,415</b>	<b>170</b>	<b>87</b>	<b>81</b>	<b>1,754</b>	<b>2,147</b>	<b>-394</b>



### Membership Composition June 2024 Cumulative



### Gender Composition June 2024 Cumulative

