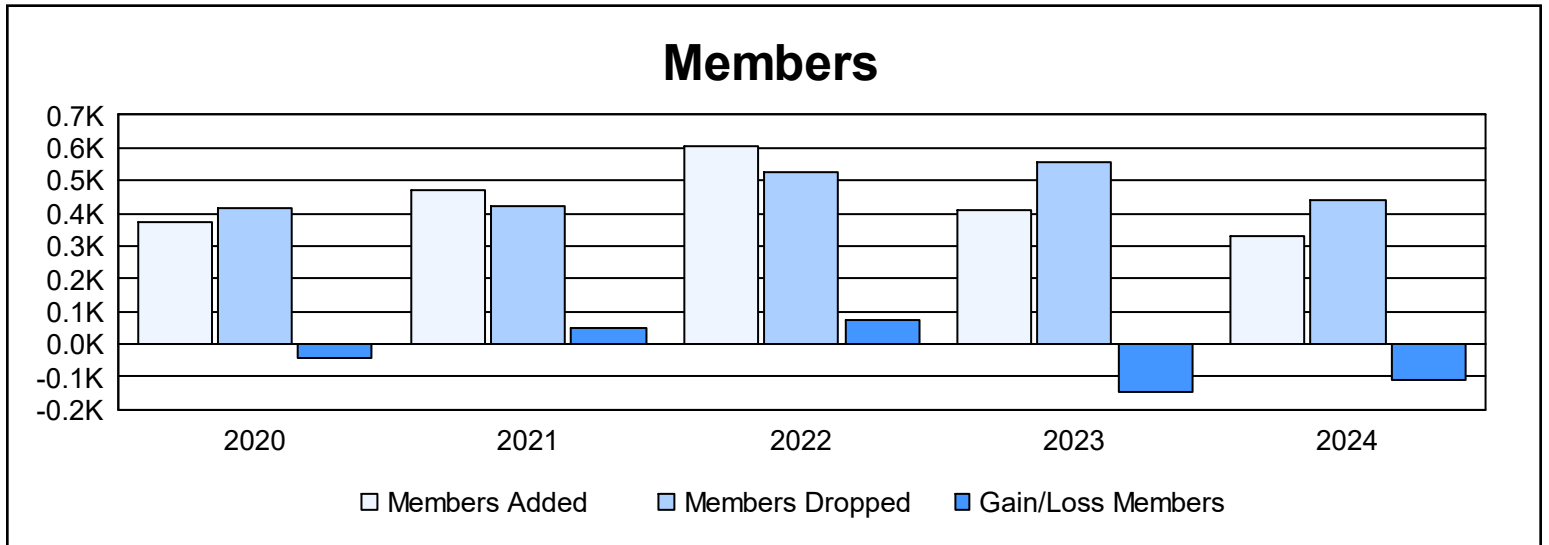
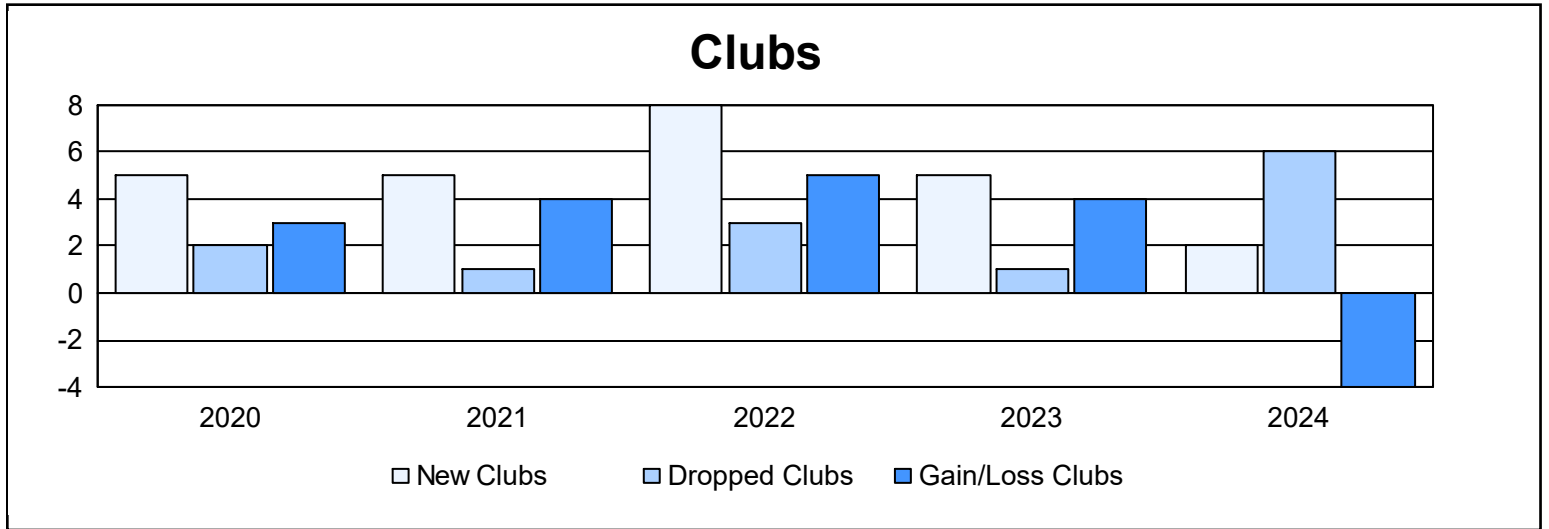
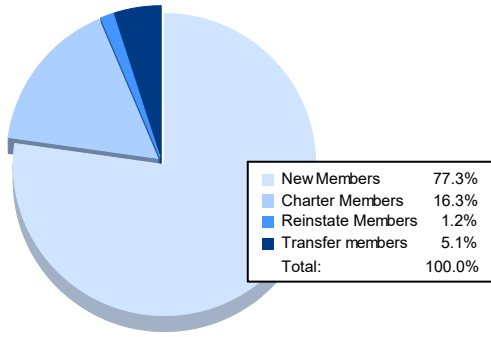


Year	New Clubs	Dropped Clubs	Gain/ Loss Clubs	New Members	Charter Members	Reinstate Members	Transfer Members	Total Member Added	Total Members Dropped	Gain/ Loss Members
2019-2020	5	2	3	235	97	13	28	373	414	-41
2020-2021	5	1	4	317	112	19	20	468	420	48
2021-2022	8	3	5	342	227	11	23	603	527	76
2022-2023	5	1	4	254	124	13	17	408	556	-148
2023-2024	2	6	-4	256	54	4	17	331	439	-108
<b>Average</b>	<b>5</b>	<b>3</b>	<b>2</b>	<b>281</b>	<b>123</b>	<b>12</b>	<b>21</b>	<b>437</b>	<b>471</b>	<b>-35</b>



### Membership Composition June 2024 Cumulative



### Gender Composition June 2024 Cumulative

