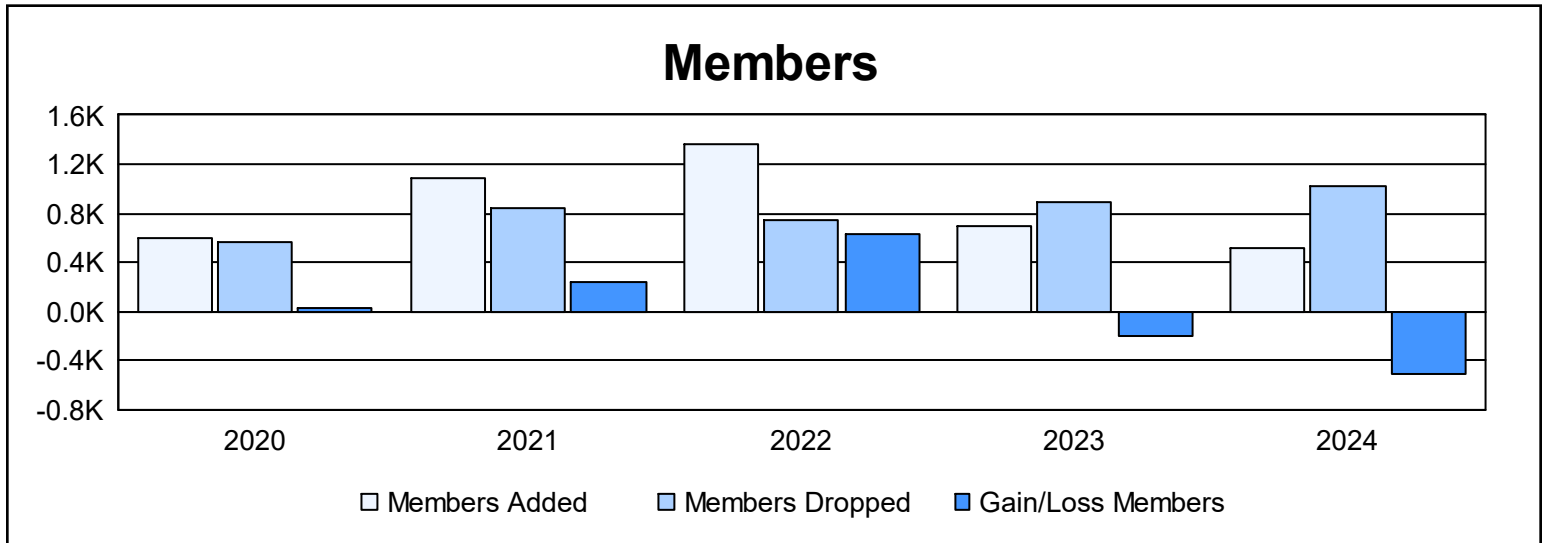
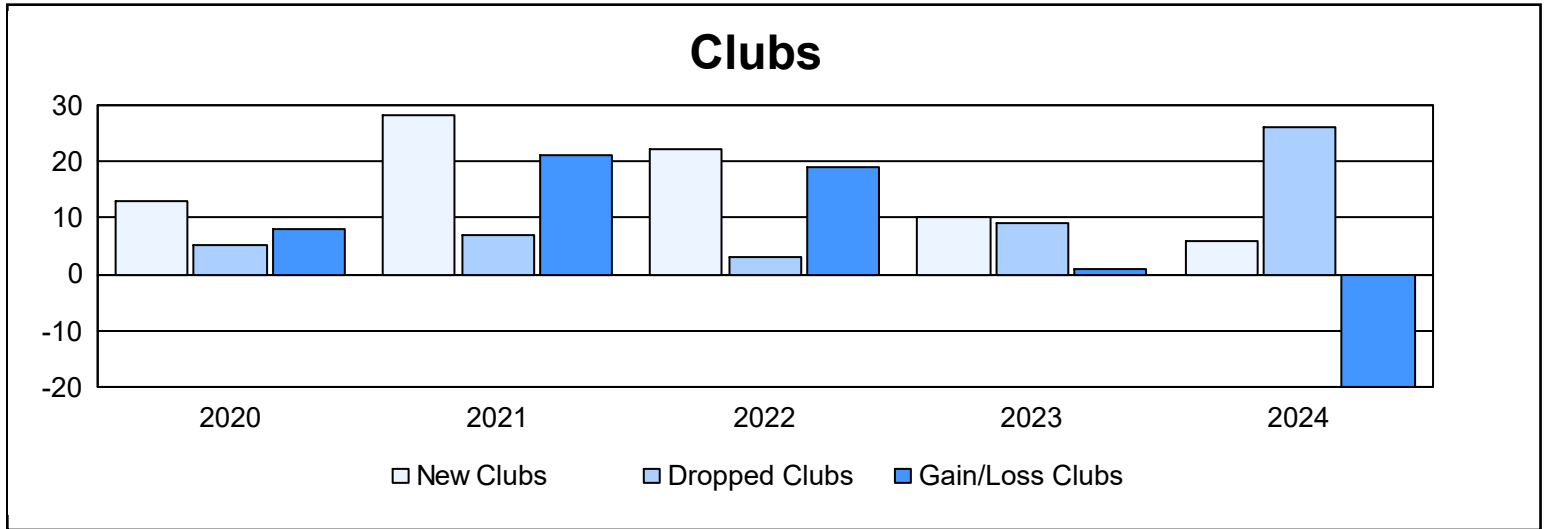


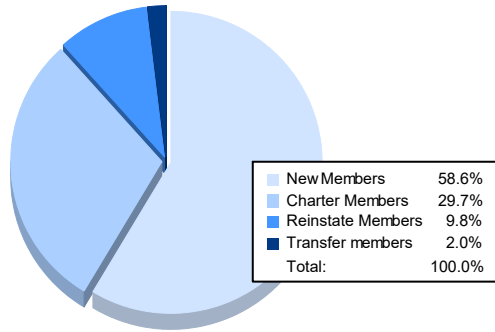
Multiple District R

As of June 2024 Cumulative

Year	New Clubs	Dropped Clubs	Gain/ Loss Clubs	New Members	Charter Members	Reinstate Members	Transfer Members	Total Member Added	Total Members Dropped	Gain/ Loss Members
2019-2020	13	5	8	253	278	70	3	604	569	35
2020-2021	28	7	21	494	532	50	15	1,091	844	247
2021-2022	22	3	19	696	622	41	1	1,360	737	623
2022-2023	10	9	1	310	327	45	6	688	893	-205
2023-2024	6	26	-20	300	152	50	10	512	1,019	-507
Average	16	10	6	411	382	51	7	851	812	39



Membership Composition June 2024 Cumulative



Gender Composition June 2024 Cumulative

