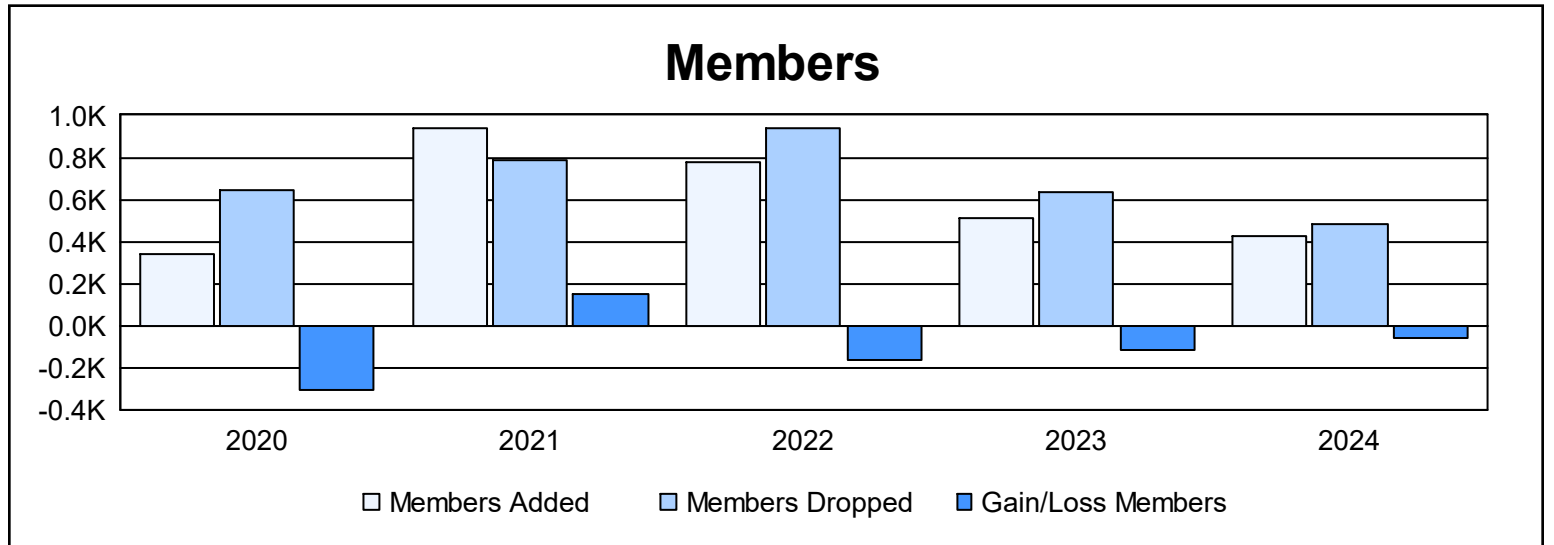
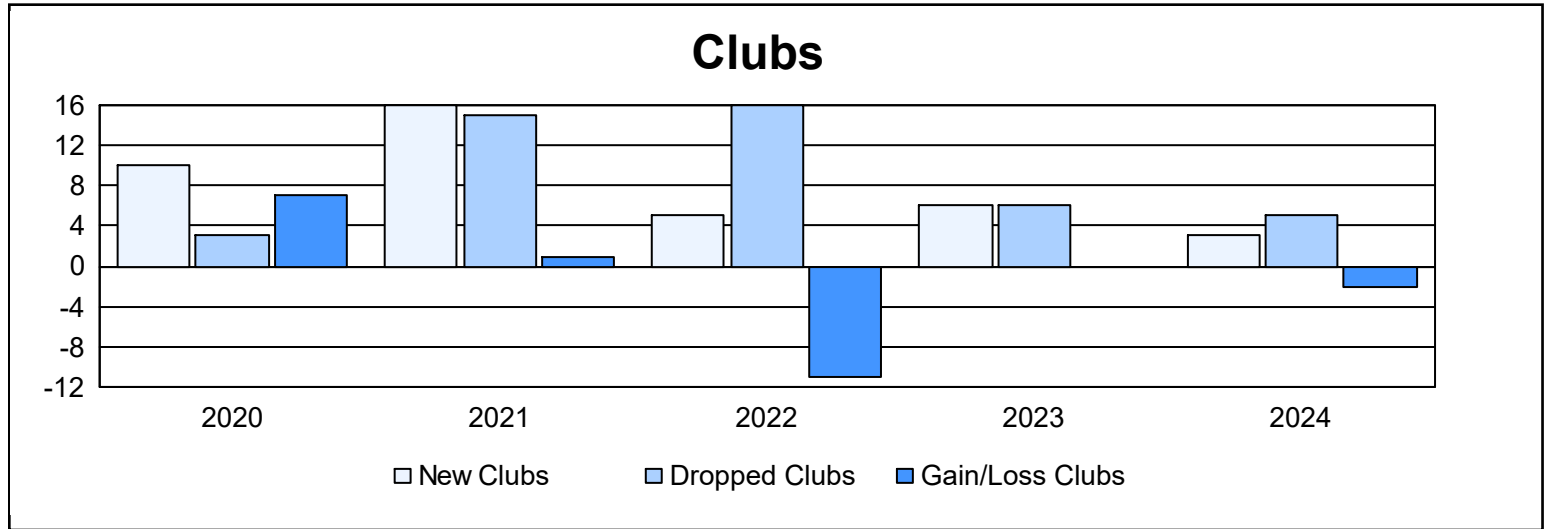


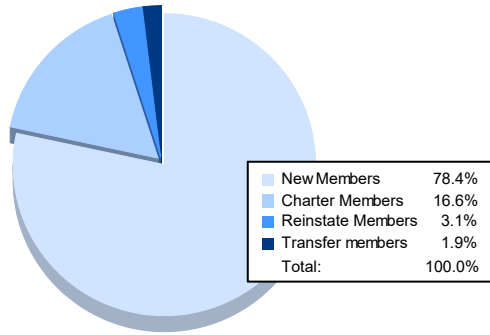
Multiple District S

As of June 2024 Cumulative

Year	New Clubs	Dropped Clubs	Gain/ Loss Clubs	New Members	Charter Members	Reinstate Members	Transfer Members	Total Member Added	Total Members Dropped	Gain/ Loss Members
2019-2020	10	3	7	98	197	43	5	343	646	-303
2020-2021	16	15	1	461	407	46	22	936	782	154
2021-2022	5	16	-11	468	183	112	14	777	942	-165
2022-2023	6	6	0	285	186	32	8	511	630	-119
2023-2024	3	5	-2	330	70	13	8	421	485	-64
Average	8	9	-1	328	209	49	11	598	697	-99



Membership Composition June 2024 Cumulative



Gender Composition June 2024 Cumulative

