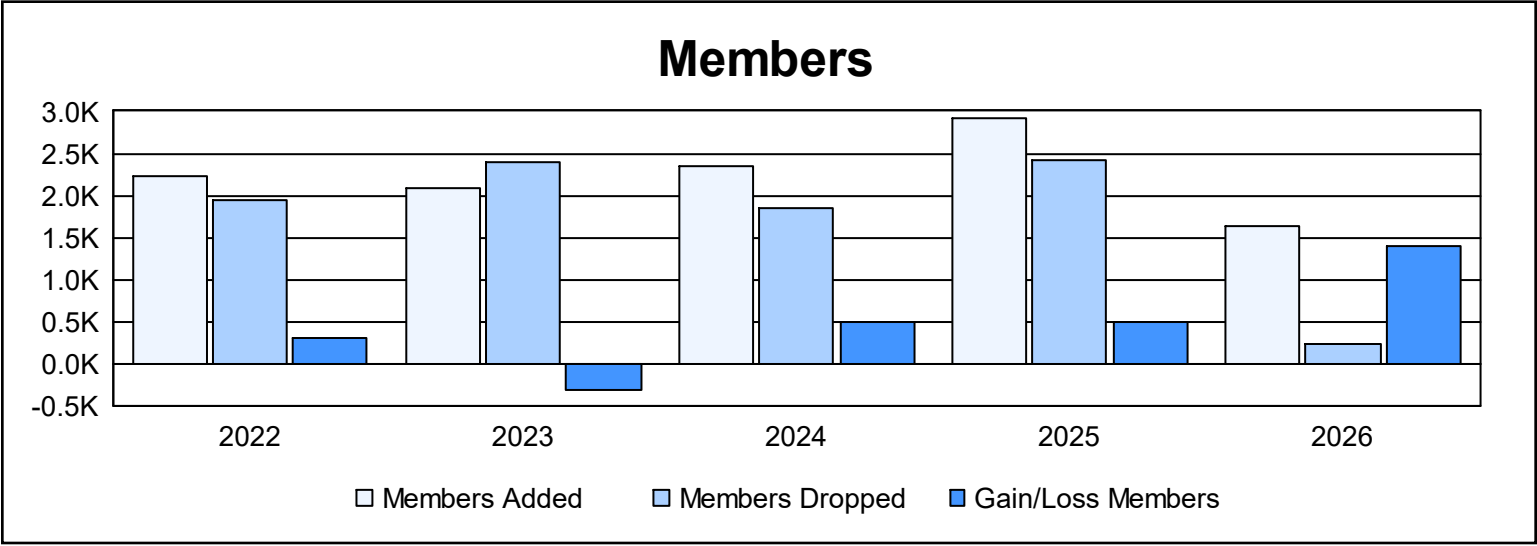
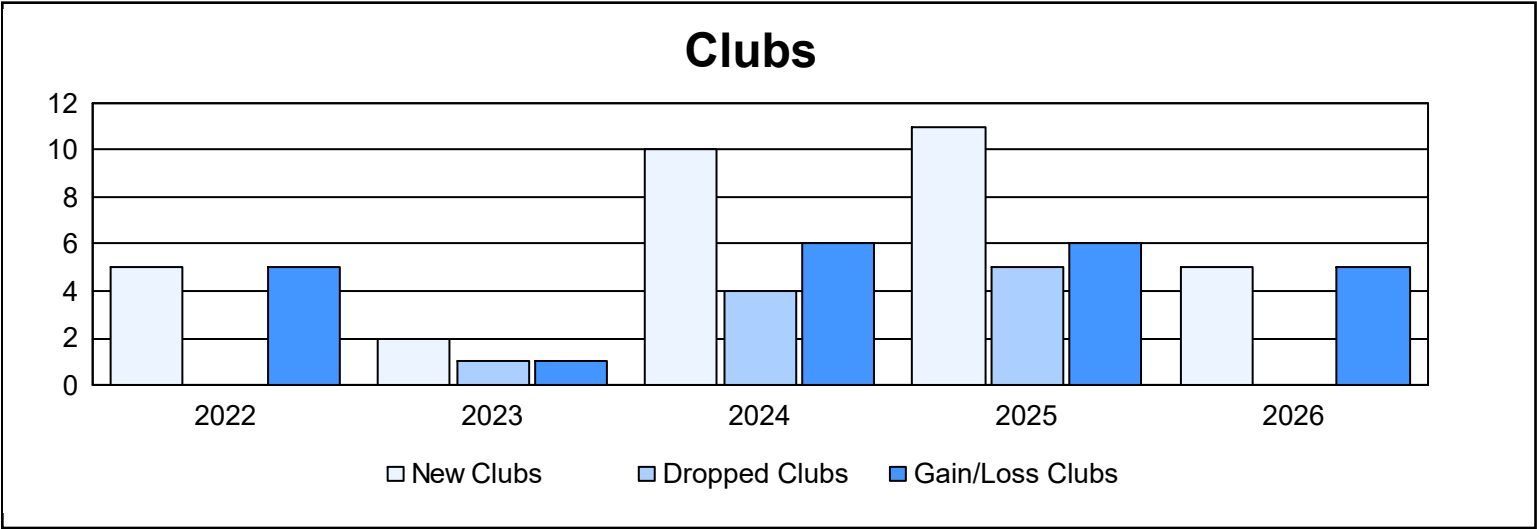
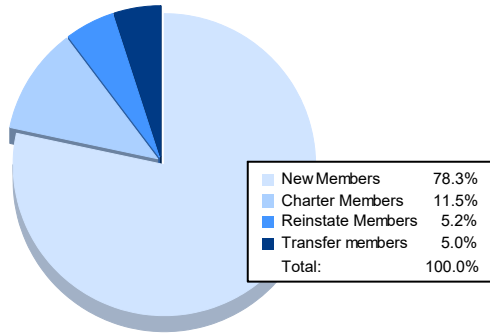


| Year | New Clubs | Dropped Clubs | Gain/ Loss Clubs | New Members | Charter Members | Reinstate Members | Transfer Members | Total Member Added | Total Members Dropped | Gain/ Loss Members |
|-----------|-----------|---------------|------------------|-------------|-----------------|-------------------|------------------|--------------------|-----------------------|--------------------|
| 2021-2022 | 5 | 0 | 5 | 1,842 | 169 | 167 | 60 | 2,238 | 1,941 | 297 |
| 2022-2023 | 2 | 1 | 1 | 1,705 | 91 | 180 | 97 | 2,073 | 2,396 | -323 |
| 2023-2024 | 10 | 4 | 6 | 1,685 | 428 | 127 | 101 | 2,341 | 1,857 | 484 |
| 2024-2025 | 11 | 5 | 6 | 2,261 | 380 | 169 | 108 | 2,918 | 2,417 | 501 |
| 2025-2026 | 5 | 0 | 5 | 1,272 | 186 | 85 | 81 | 1,624 | 231 | 1,393 |
| Average | 7 | 2 | 5 | 1,753 | 251 | 146 | 89 | 2,239 | 1,768 | 470 |



Membership Composition October 2025 Cumulative



Gender Composition October 2025 Cumulative

