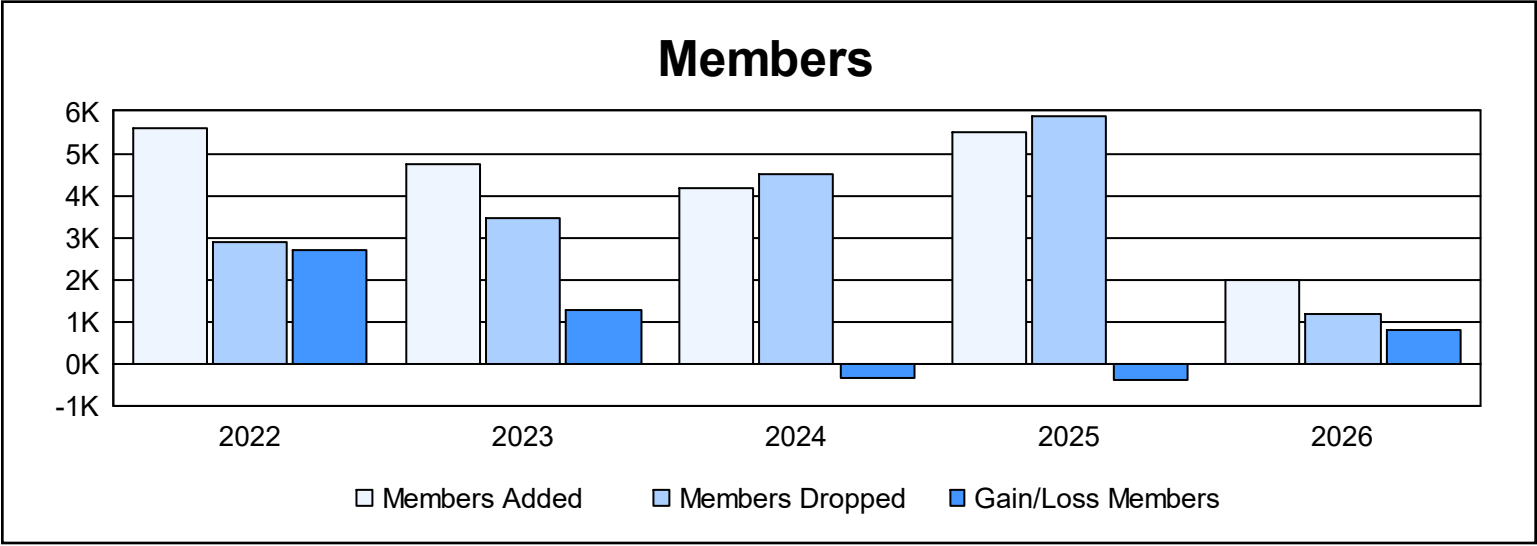
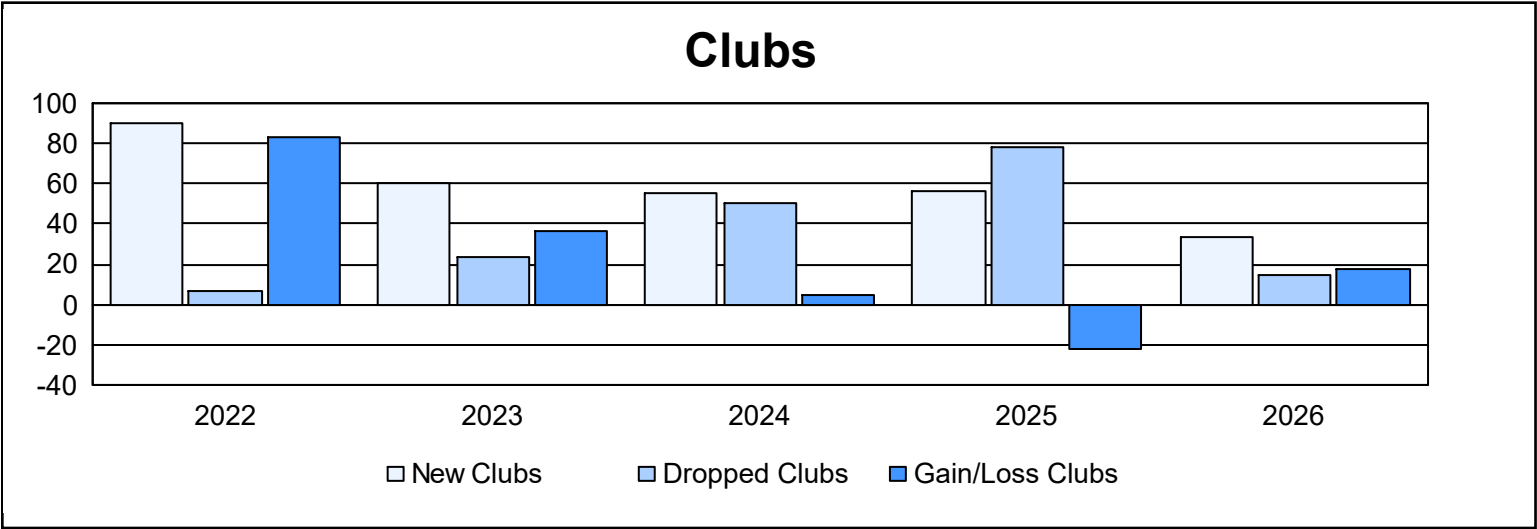
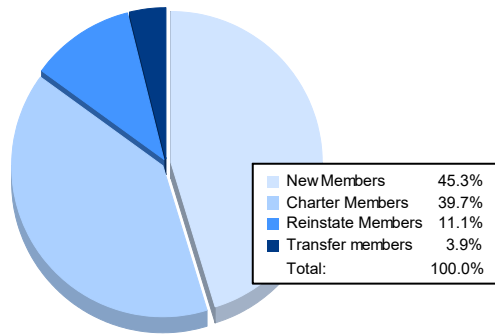


Year	New Clubs	Dropped Clubs	Gain/ Loss Clubs	New Members	Charter Members	Reinstate Members	Transfer Members	Total Member Added	Total Members Dropped	Gain/ Loss Members
2021-2022	90	7	83	2,814	2,324	360	85	5,583	2,872	2,711
2022-2023	60	24	36	2,544	1,846	262	103	4,755	3,466	1,289
2023-2024	55	50	5	2,081	1,527	386	165	4,159	4,504	-345
2024-2025	56	78	-22	2,486	1,379	625	1,006	5,496	5,894	-398
2025-2026	33	15	18	901	788	220	78	1,987	1,168	819
Average	59	35	24	2,165	1,573	371	287	4,396	3,581	815



Membership Composition October 2025 Cumulative



Gender Composition October 2025 Cumulative

