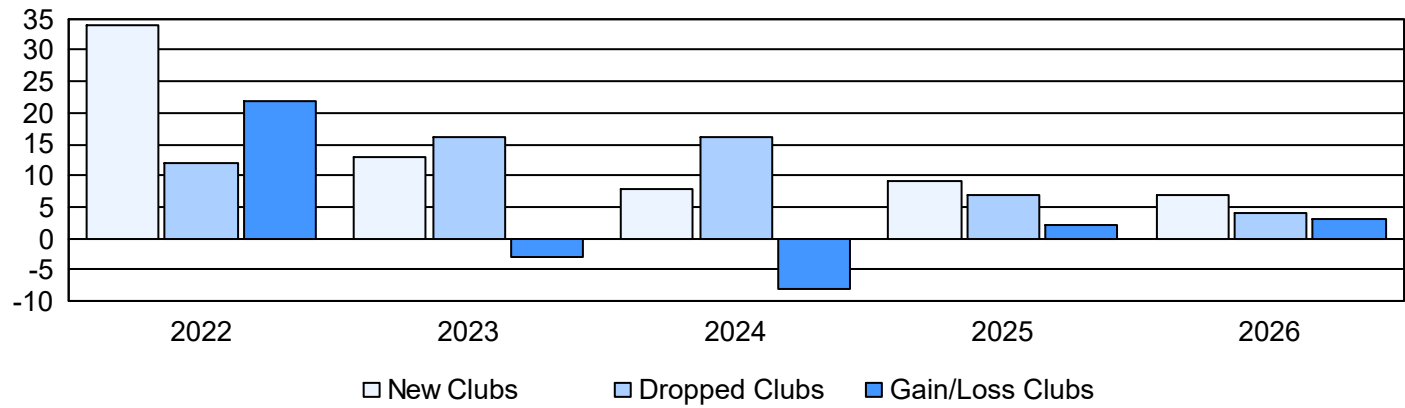
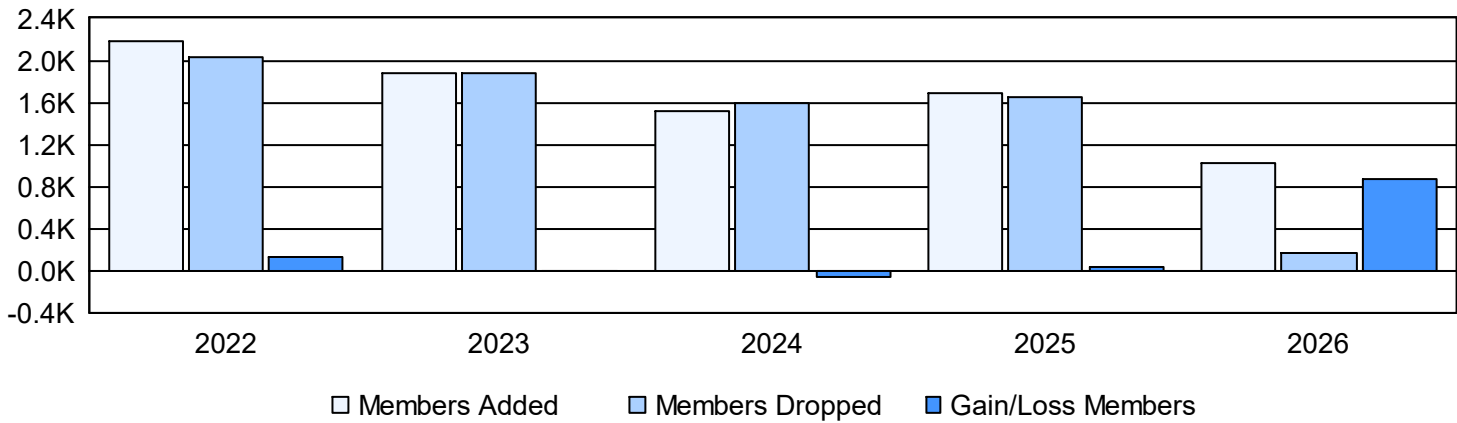


| Year      | New Clubs | Dropped Clubs | Gain/ Loss Clubs | New Members | Charter Members | Reinstate Members | Transfer Members | Total Member Added | Total Members Dropped | Gain/ Loss Members |
|-----------|-----------|---------------|------------------|-------------|-----------------|-------------------|------------------|--------------------|-----------------------|--------------------|
| 2021-2022 | 34        | 12            | 22               | 1,113       | 933             | 90                | 36               | 2,172              | 2,037                 | 135                |
| 2022-2023 | 13        | 16            | -3               | 1,315       | 420             | 92                | 51               | 1,878              | 1,885                 | -7                 |
| 2023-2024 | 8         | 16            | -8               | 1,151       | 269             | 74                | 30               | 1,524              | 1,585                 | -61                |
| 2024-2025 | 9         | 7             | 2                | 1,154       | 206             | 266               | 65               | 1,691              | 1,648                 | 43                 |
| 2025-2026 | 7         | 4             | 3                | 787         | 166             | 43                | 30               | 1,026              | 165                   | 861                |
| Average   | 14        | 11            | 3                | 1,104       | 399             | 113               | 42               | 1,658              | 1,464                 | 194                |

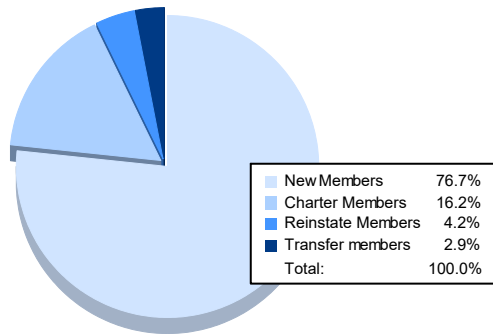
Clubs



Members



### Membership Composition October 2025 Cumulative



### Gender Composition October 2025 Cumulative

