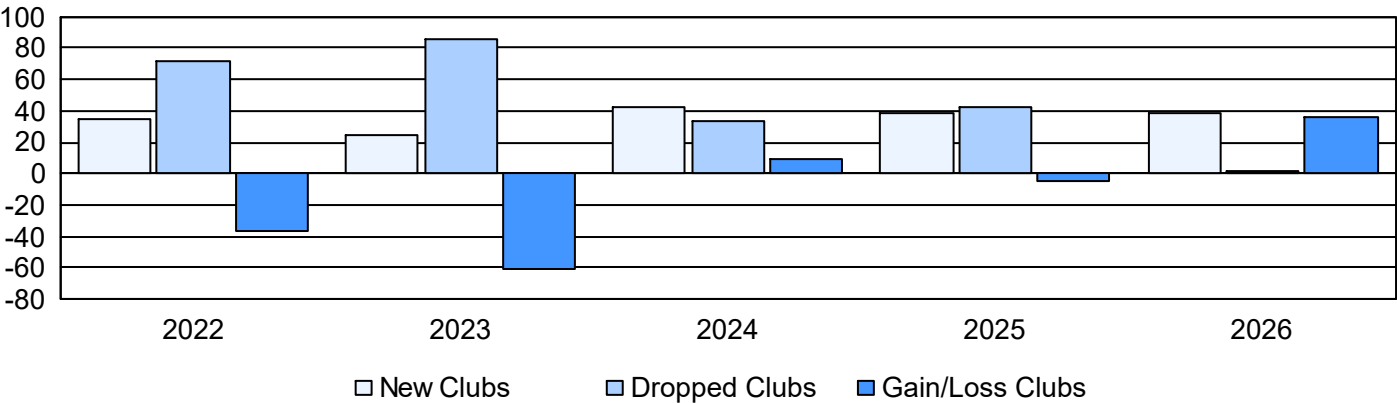
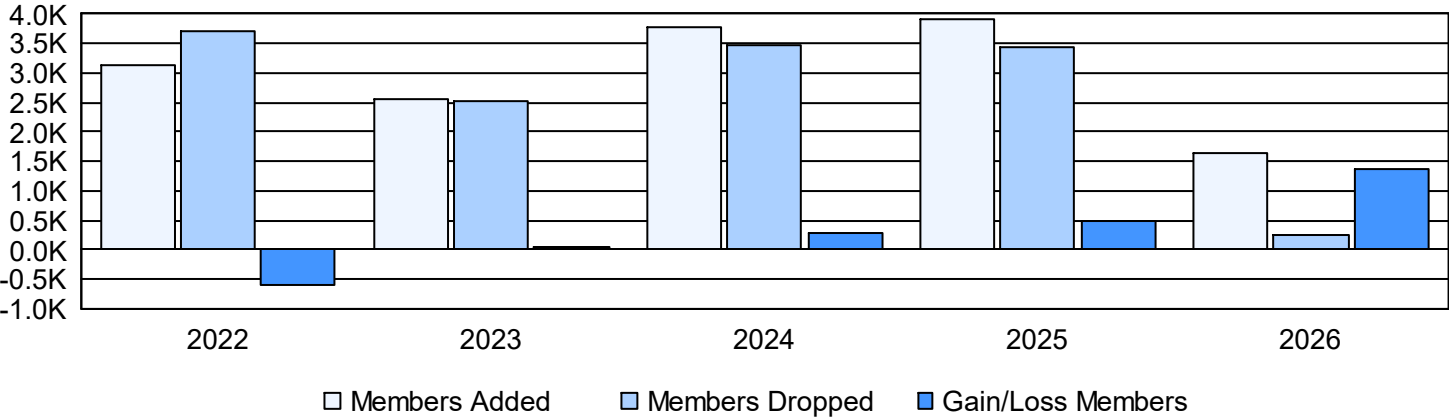


| Year | New Clubs | Dropped Clubs | Gain/ Loss Clubs | New Members | Charter Members | Reinstate Members | Transfer Members | Total Member Added | Total Members Dropped | Gain/ Loss Members |
|-----------|-----------|---------------|------------------|-------------|-----------------|-------------------|------------------|--------------------|-----------------------|--------------------|
| 2021-2022 | 35 | 72 | -37 | 2,054 | 924 | 112 | 54 | 3,144 | 3,727 | -583 |
| 2022-2023 | 25 | 86 | -61 | 1,453 | 834 | 198 | 88 | 2,573 | 2,519 | 54 |
| 2023-2024 | 43 | 34 | 9 | 2,442 | 994 | 251 | 84 | 3,771 | 3,471 | 300 |
| 2024-2025 | 38 | 43 | -5 | 2,509 | 951 | 359 | 99 | 3,918 | 3,425 | 493 |
| 2025-2026 | 38 | 2 | 36 | 722 | 816 | 86 | 11 | 1,635 | 249 | 1,386 |
| Average | 36 | 47 | -12 | 1,836 | 904 | 201 | 67 | 3,008 | 2,678 | 330 |

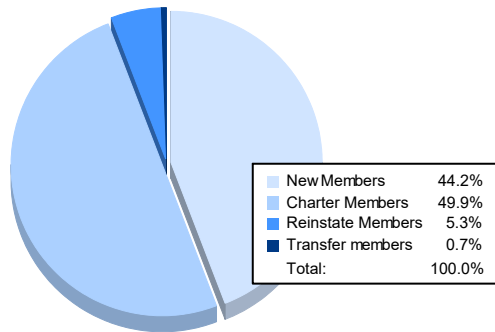
Clubs



Members



Membership Composition October 2025 Cumulative



Gender Composition October 2025 Cumulative

