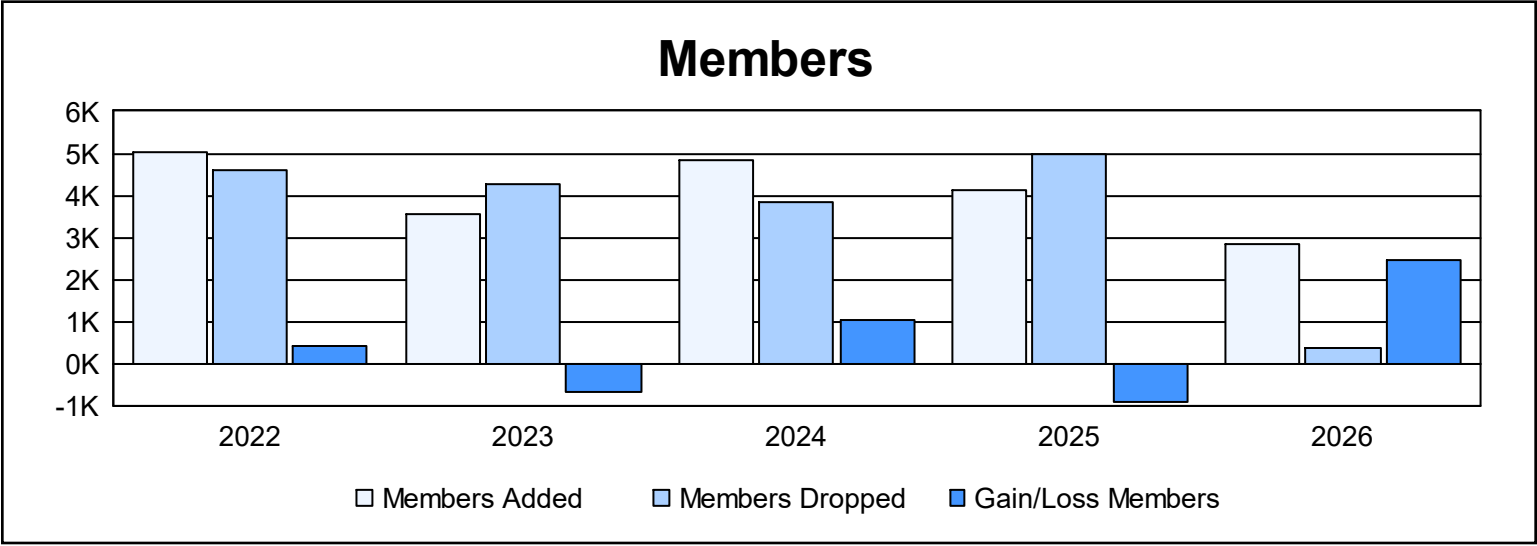
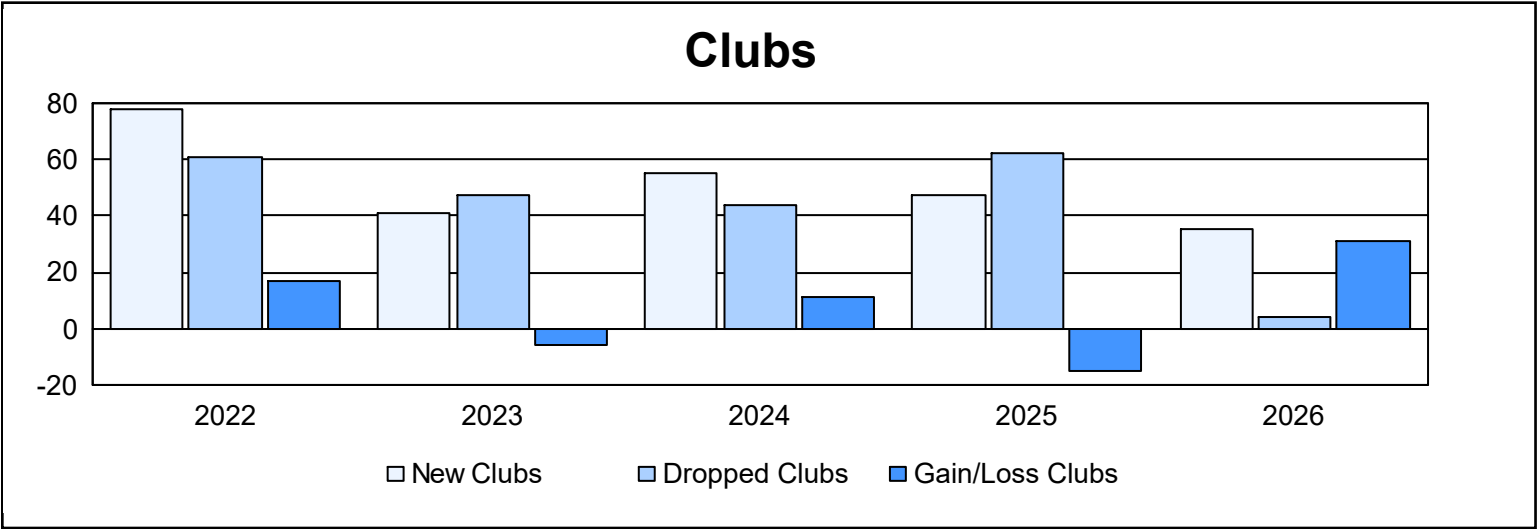
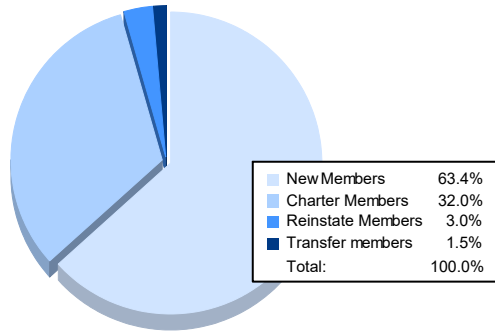


Year	New Clubs	Dropped Clubs	Gain/ Loss Clubs	New Members	Charter Members	Reinstate Members	Transfer Members	Total Member Added	Total Members Dropped	Gain/ Loss Members
2021-2022	78	61	17	2,649	2,131	184	56	5,020	4,594	426
2022-2023	41	47	-6	2,011	1,375	104	75	3,565	4,250	-685
2023-2024	55	44	11	2,916	1,435	367	126	4,844	3,824	1,020
2024-2025	47	62	-15	2,125	1,312	465	201	4,103	4,996	-893
2025-2026	35	4	31	1,806	912	86	43	2,847	369	2,478
Average	51	44	8	2,301	1,433	241	100	4,076	3,607	469



Membership Composition October 2025 Cumulative



Gender Composition October 2025 Cumulative

