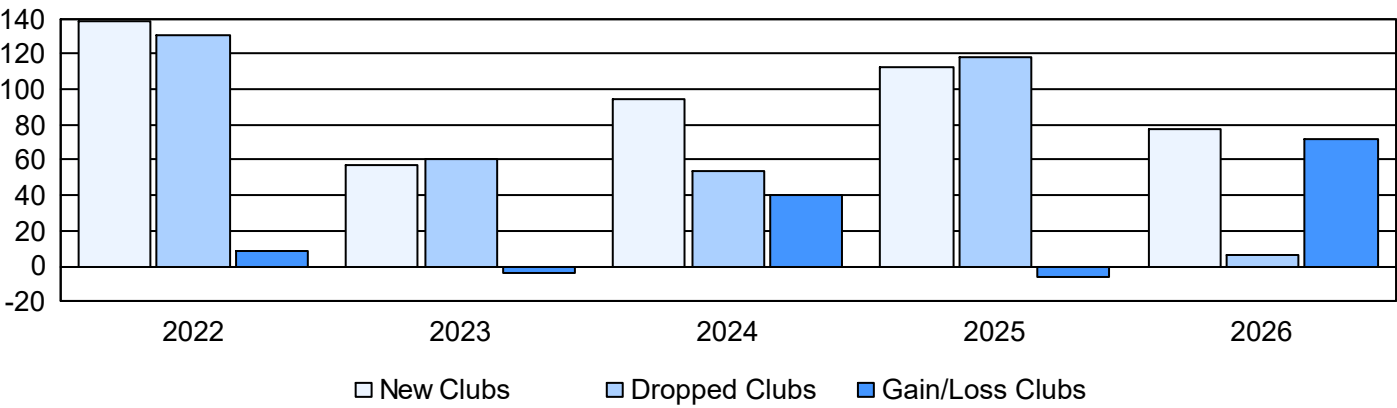
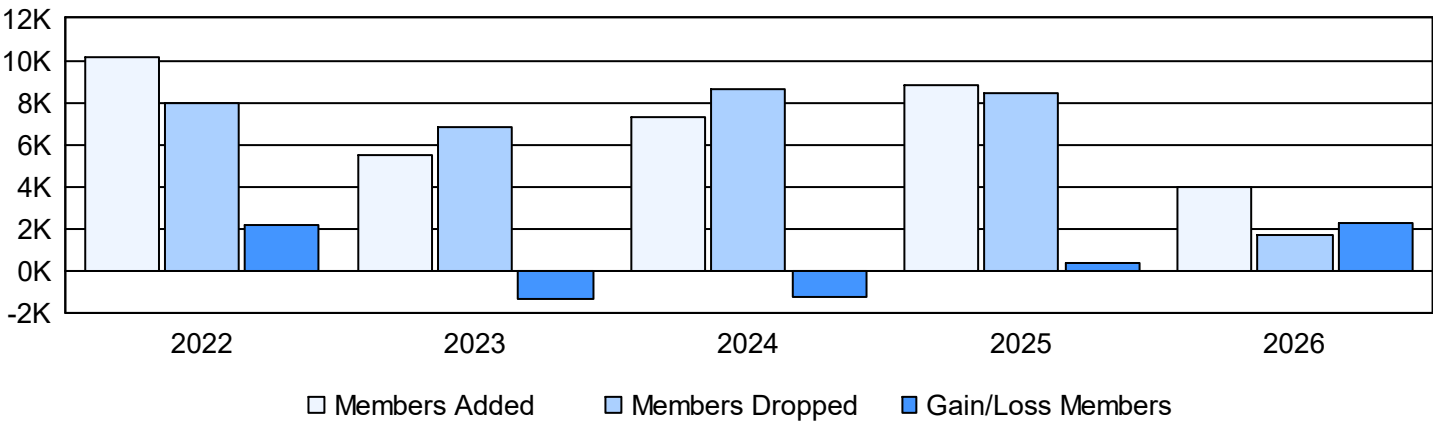


Year	New Clubs	Dropped Clubs	Gain/ Loss Clubs	New Members	Charter Members	Reinstate Members	Transfer Members	Total Member Added	Total Members Dropped	Gain/ Loss Members
2021-2022	139	131	8	5,415	3,739	740	233	10,127	7,976	2,151
2022-2023	57	61	-4	3,015	1,804	441	214	5,474	6,828	-1,354
2023-2024	94	54	40	3,638	2,478	878	330	7,324	8,595	-1,271
2024-2025	112	118	-6	4,215	2,664	1,423	489	8,791	8,424	367
2025-2026	78	6	72	1,831	1,787	226	106	3,950	1,675	2,275
Average	96	74	22	3,623	2,494	742	274	7,133	6,700	434

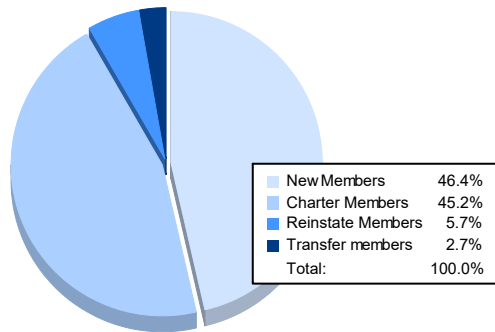
Clubs



Members



### Membership Composition October 2025 Cumulative



### Gender Composition October 2025 Cumulative

