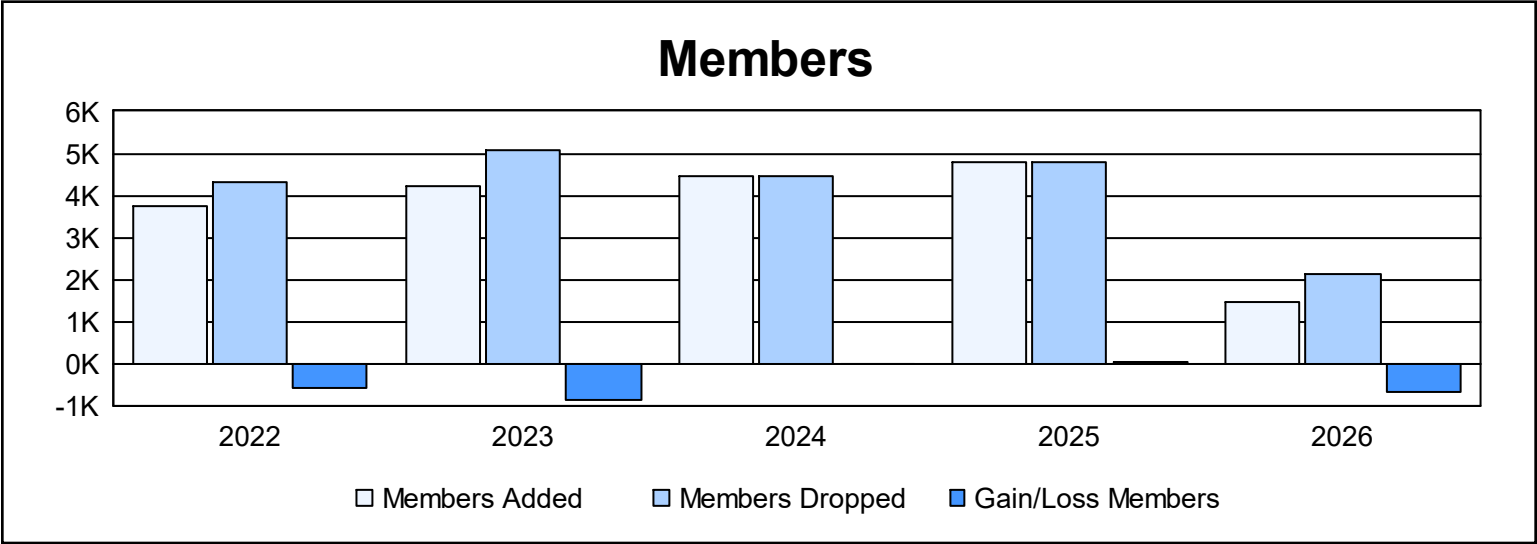
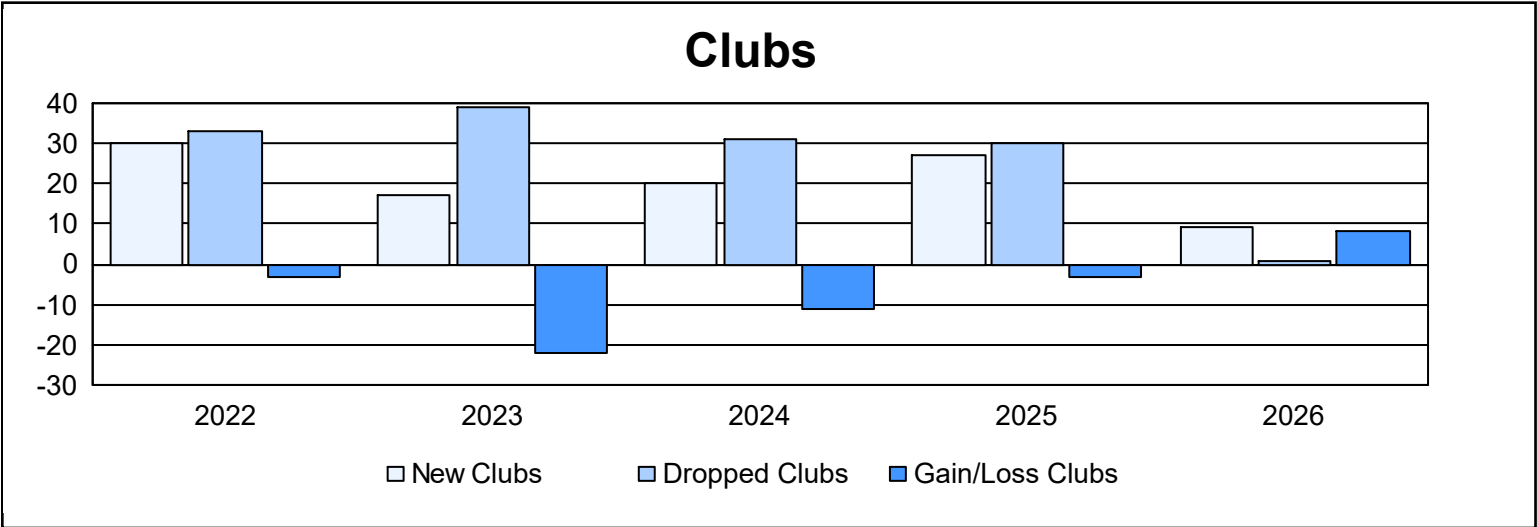
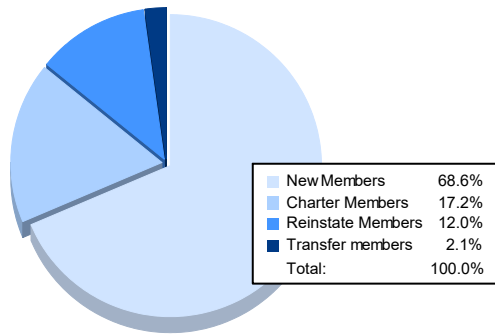


Year	New Clubs	Dropped Clubs	Gain/ Loss Clubs	New Members	Charter Members	Reinstate Members	Transfer Members	Total Member Added	Total Members Dropped	Gain/ Loss Members
2021-2022	30	33	-3	2,659	913	114	59	3,745	4,320	-575
2022-2023	17	39	-22	3,434	636	107	48	4,225	5,083	-858
2023-2024	20	31	-11	3,516	600	263	85	4,464	4,458	6
2024-2025	27	30	-3	3,533	791	405	71	4,800	4,779	21
2025-2026	9	1	8	996	250	174	31	1,451	2,150	-699
Average	21	27	-6	2,828	638	213	59	3,737	4,158	-421



Membership Composition October 2025 Cumulative



Gender Composition October 2025 Cumulative

