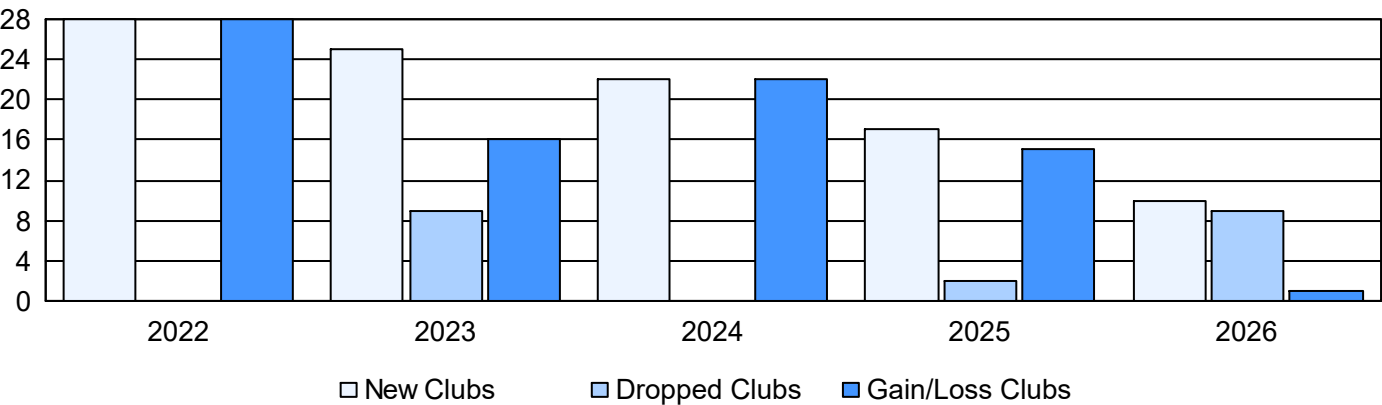
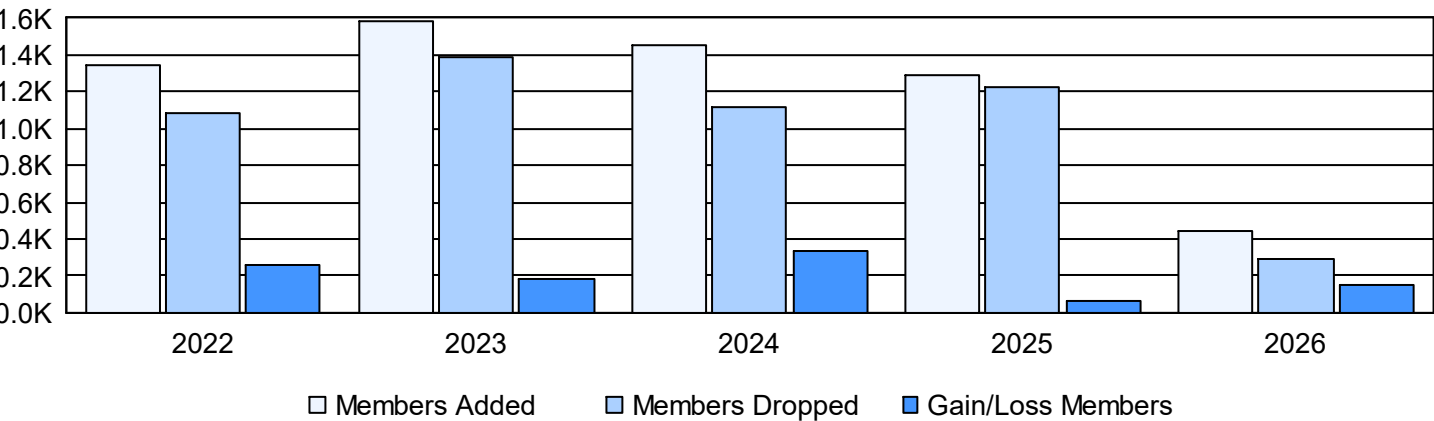


| Year      | New Clubs | Dropped Clubs | Gain/ Loss Clubs | New Members | Charter Members | Reinstate Members | Transfer Members | Total Member Added | Total Members Dropped | Gain/ Loss Members |
|-----------|-----------|---------------|------------------|-------------|-----------------|-------------------|------------------|--------------------|-----------------------|--------------------|
| 2021-2022 | 28        | 0             | 28               | 606         | 715             | 10                | 16               | 1,347              | 1,089                 | 258                |
| 2022-2023 | 25        | 9             | 16               | 801         | 730             | 32                | 15               | 1,578              | 1,390                 | 188                |
| 2023-2024 | 22        | 0             | 22               | 825         | 509             | 74                | 42               | 1,450              | 1,116                 | 334                |
| 2024-2025 | 17        | 2             | 15               | 794         | 390             | 36                | 68               | 1,288              | 1,225                 | 63                 |
| 2025-2026 | 10        | 9             | 1                | 205         | 224             | 3                 | 16               | 448                | 296                   | 152                |
| Average   | 20        | 4             | 16               | 646         | 514             | 31                | 31               | 1,222              | 1,023                 | 199                |

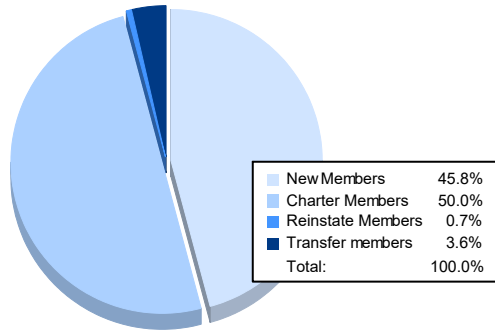
Clubs



Members



### Membership Composition October 2025 Cumulative



### Gender Composition October 2025 Cumulative

