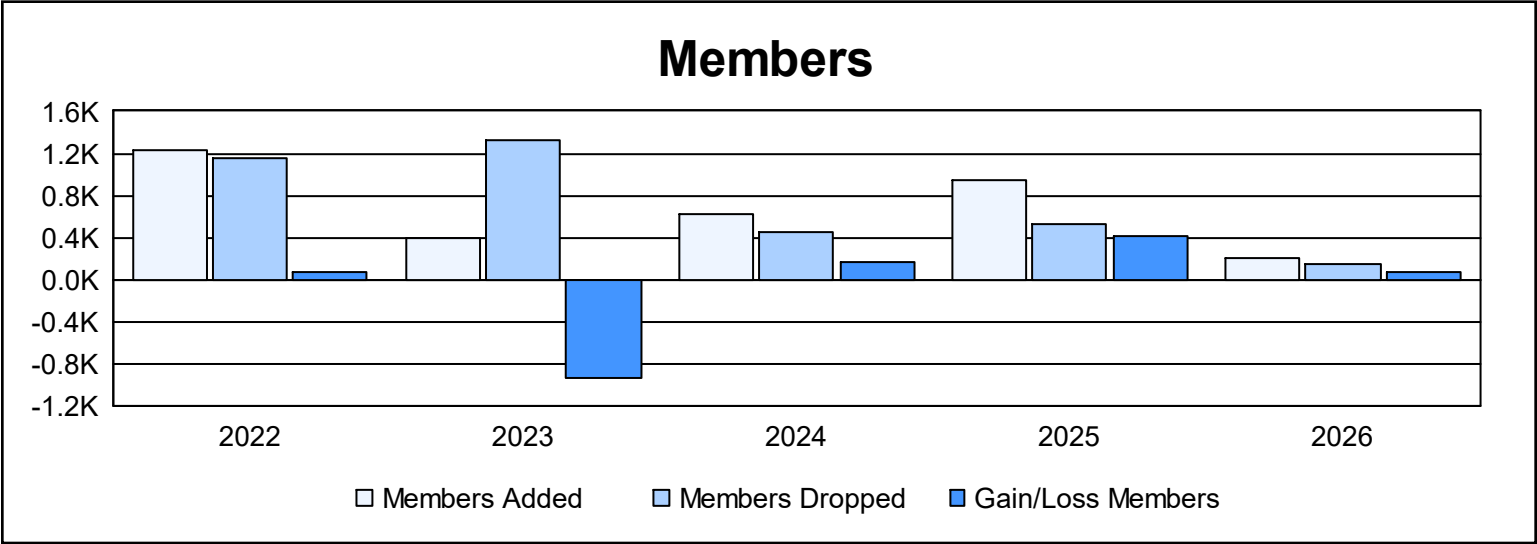
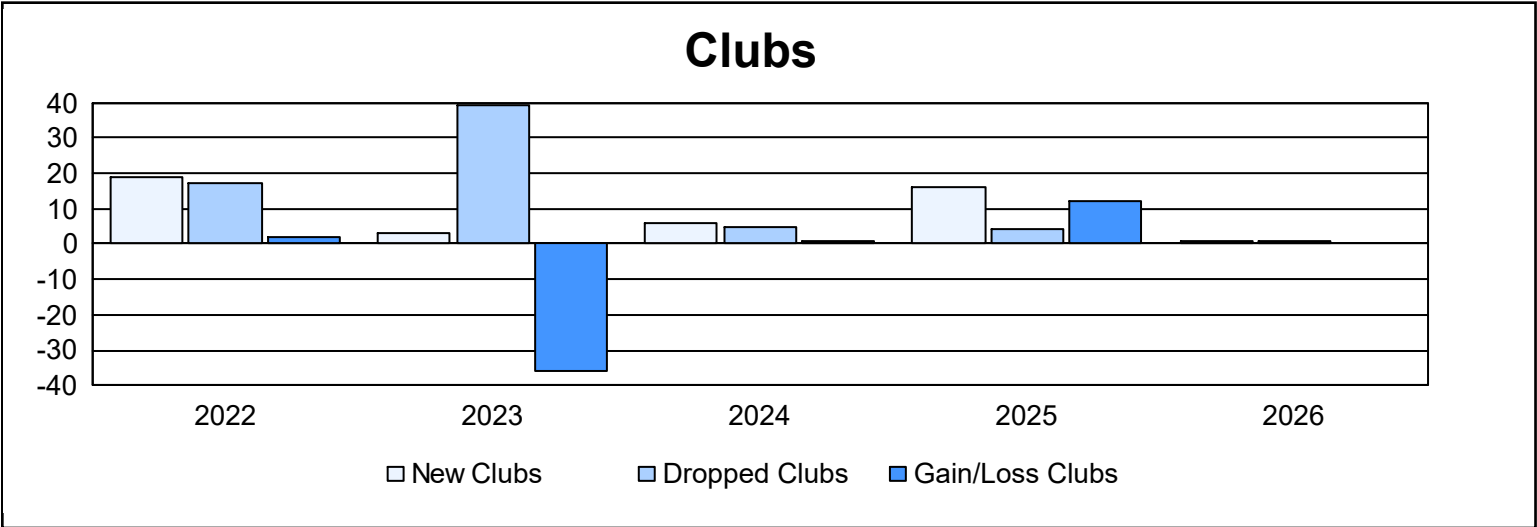
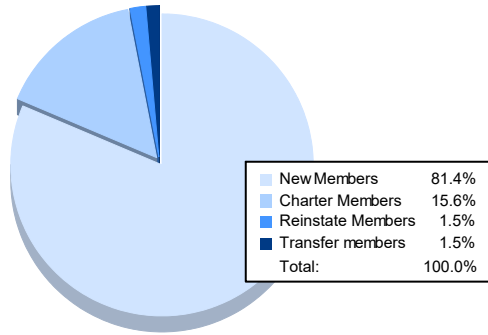


Year	New Clubs	Dropped Clubs	Gain/ Loss Clubs	New Members	Charter Members	Reinstate Members	Transfer Members	Total Member Added	Total Members Dropped	Gain/ Loss Members
2021-2022	19	17	2	626	538	48	12	1,224	1,152	72
2022-2023	3	39	-36	156	140	81	13	390	1,319	-929
2023-2024	6	5	1	389	169	53	13	624	455	169
2024-2025	16	4	12	488	420	15	19	942	529	413
2025-2026	1	1	0	162	31	3	3	199	138	61
Average	9	13	-4	364	260	40	12	676	719	-43



### Membership Composition October 2025 Cumulative



### Gender Composition October 2025 Cumulative

