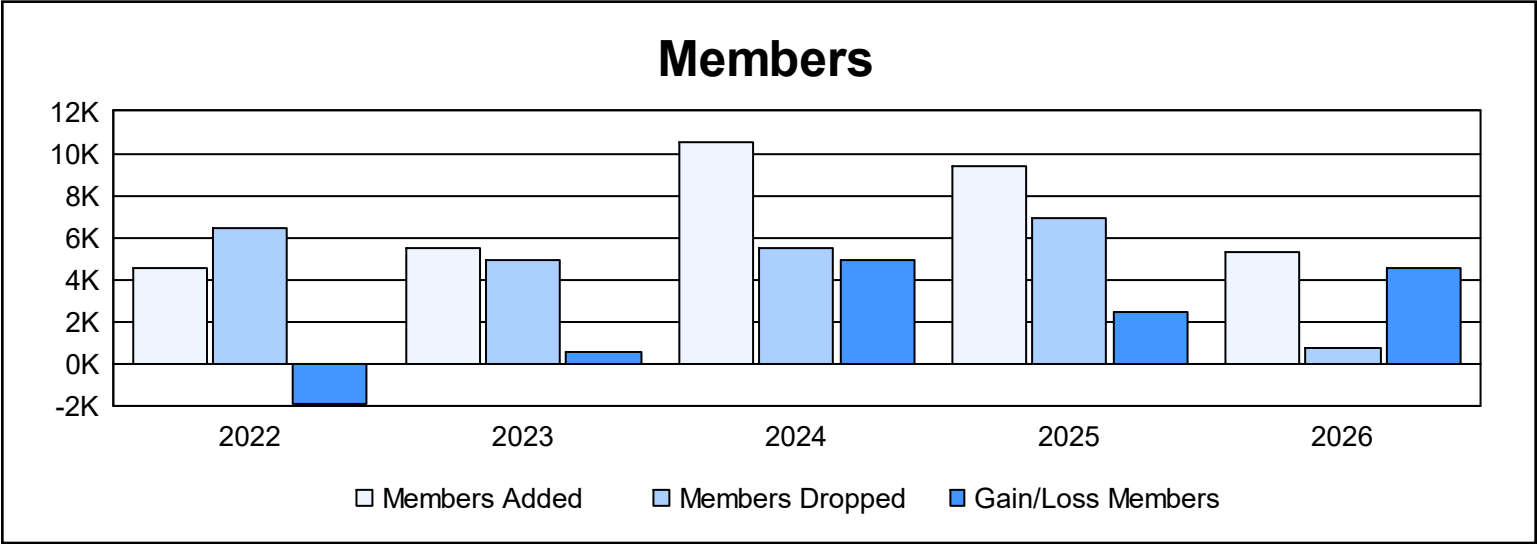
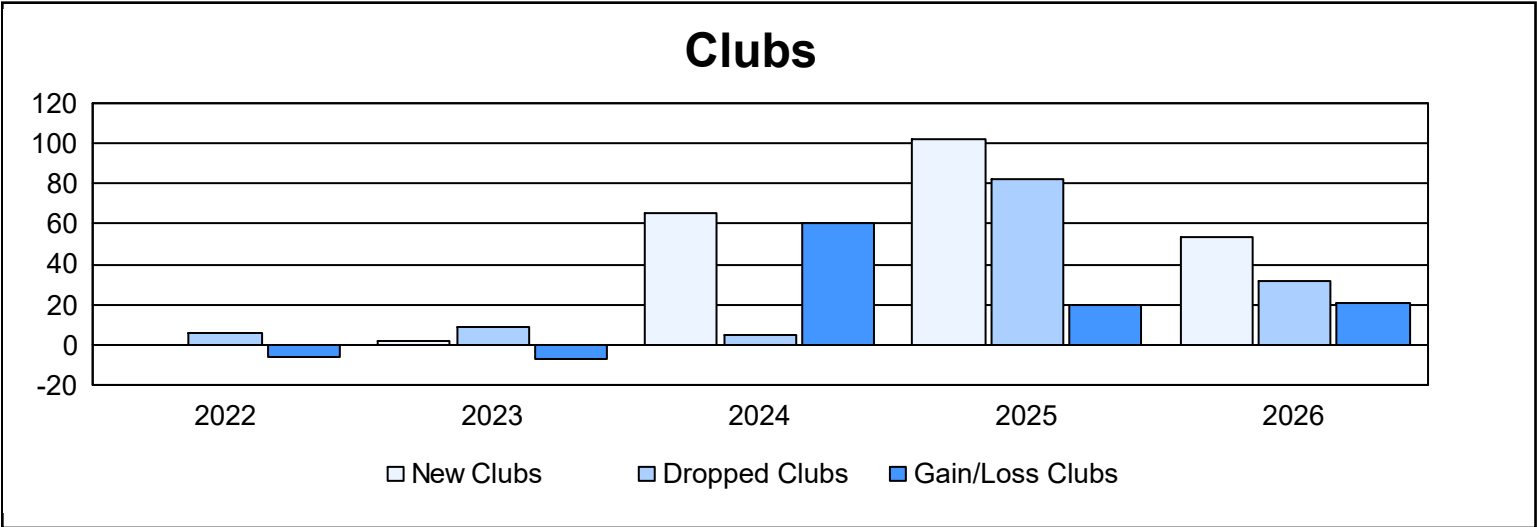
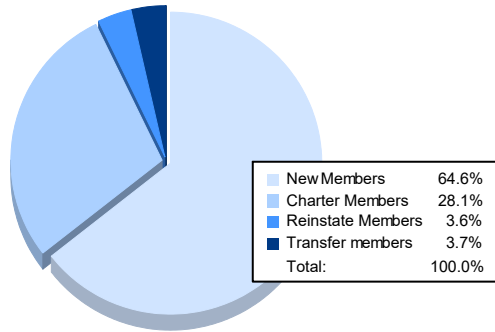


| Year | New Clubs | Dropped Clubs | Gain/ Loss Clubs | New Members | Charter Members | Reinstate Members | Transfer Members | Total Member Added | Total Members Dropped | Gain/ Loss Members |
|-----------|-----------|---------------|------------------|-------------|-----------------|-------------------|------------------|--------------------|-----------------------|--------------------|
| 2021-2022 | 0 | 6 | -6 | 3,006 | 605 | 498 | 404 | 4,513 | 6,394 | -1,881 |
| 2022-2023 | 2 | 9 | -7 | 4,323 | 399 | 358 | 392 | 5,472 | 4,947 | 525 |
| 2023-2024 | 65 | 5 | 60 | 7,507 | 1,952 | 491 | 532 | 10,482 | 5,527 | 4,955 |
| 2024-2025 | 102 | 82 | 20 | 5,405 | 2,847 | 548 | 553 | 9,353 | 6,944 | 2,409 |
| 2025-2026 | 53 | 32 | 21 | 3,392 | 1,479 | 189 | 194 | 5,254 | 748 | 4,506 |
| Average | 44 | 27 | 18 | 4,727 | 1,456 | 417 | 415 | 7,015 | 4,912 | 2,103 |



Membership Composition November 2025 Cumulative



Gender Composition November 2025 Cumulative

