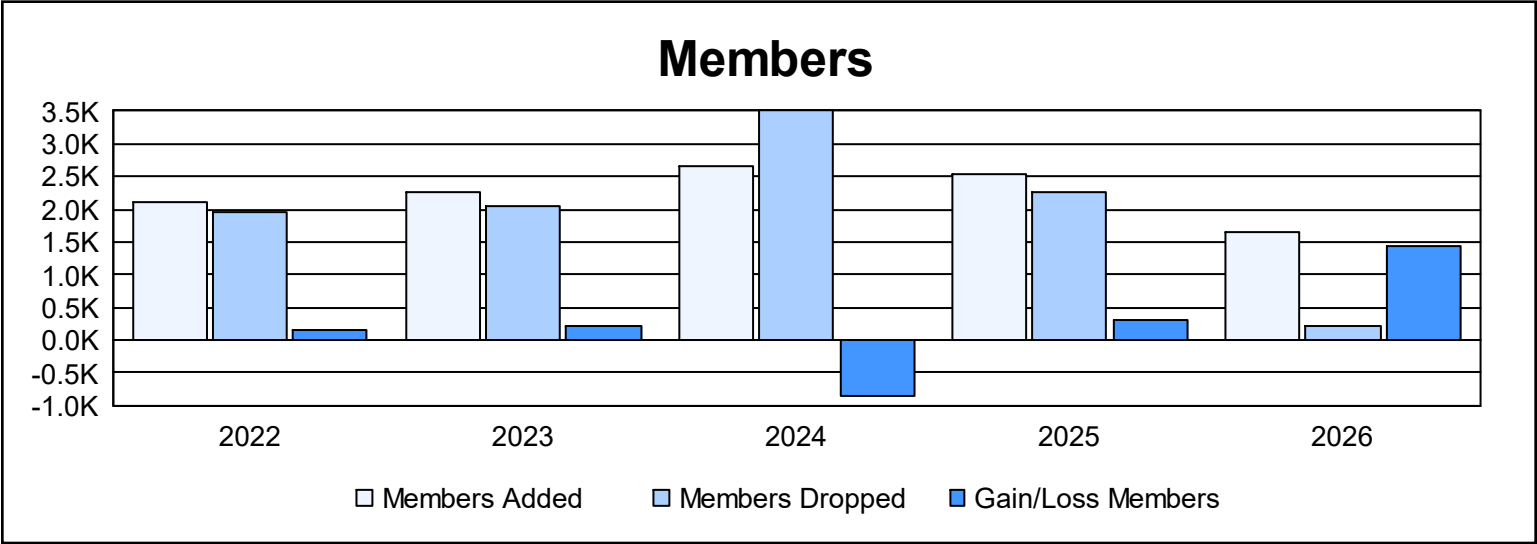
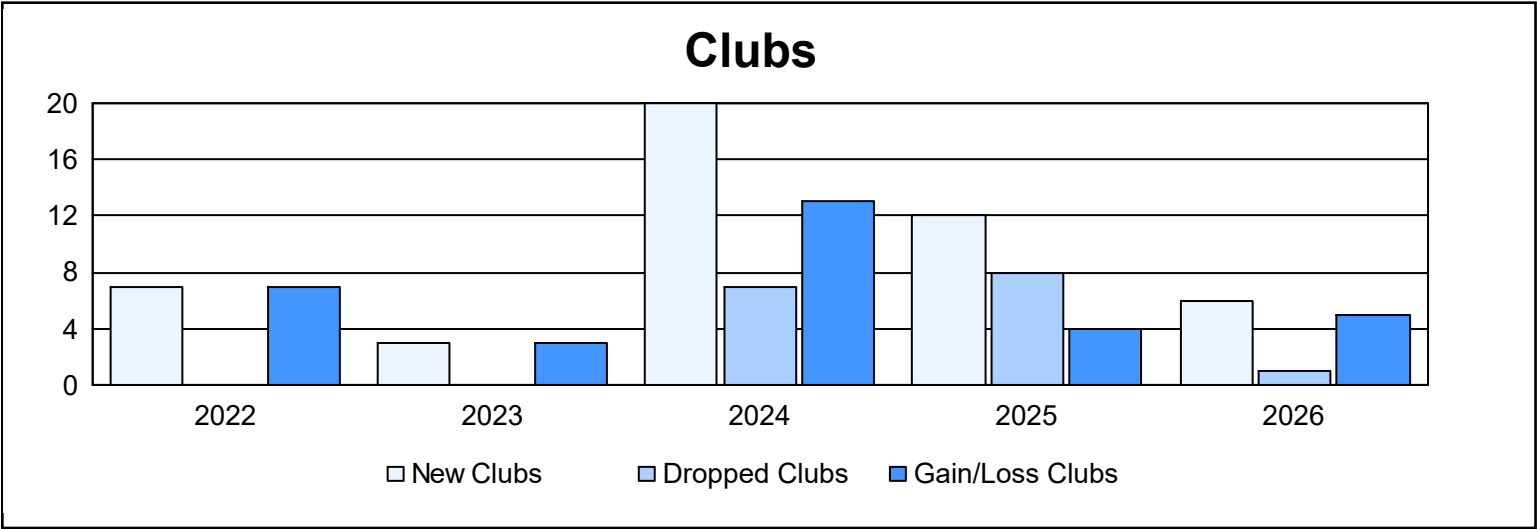
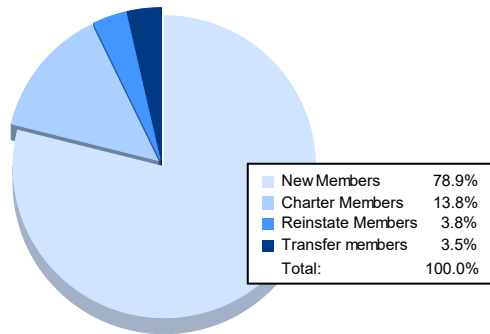


Year	New Clubs	Dropped Clubs	Gain/ Loss Clubs	New Members	Charter Members	Reinstate Members	Transfer Members	Total Member Added	Total Members Dropped	Gain/ Loss Members
2021-2022	7	0	7	1,625	275	164	55	2,119	1,962	157
2022-2023	3	0	3	1,944	121	136	64	2,265	2,063	202
2023-2024	20	7	13	1,707	661	188	91	2,647	3,499	-852
2024-2025	12	8	4	1,896	429	144	81	2,550	2,251	299
2025-2026	6	1	5	1,304	228	62	58	1,652	223	1,429
Average	10	3	6	1,695	343	139	70	2,247	2,000	247



Membership Composition

November 2025 Cumulative



Gender Composition

November 2025 Cumulative

