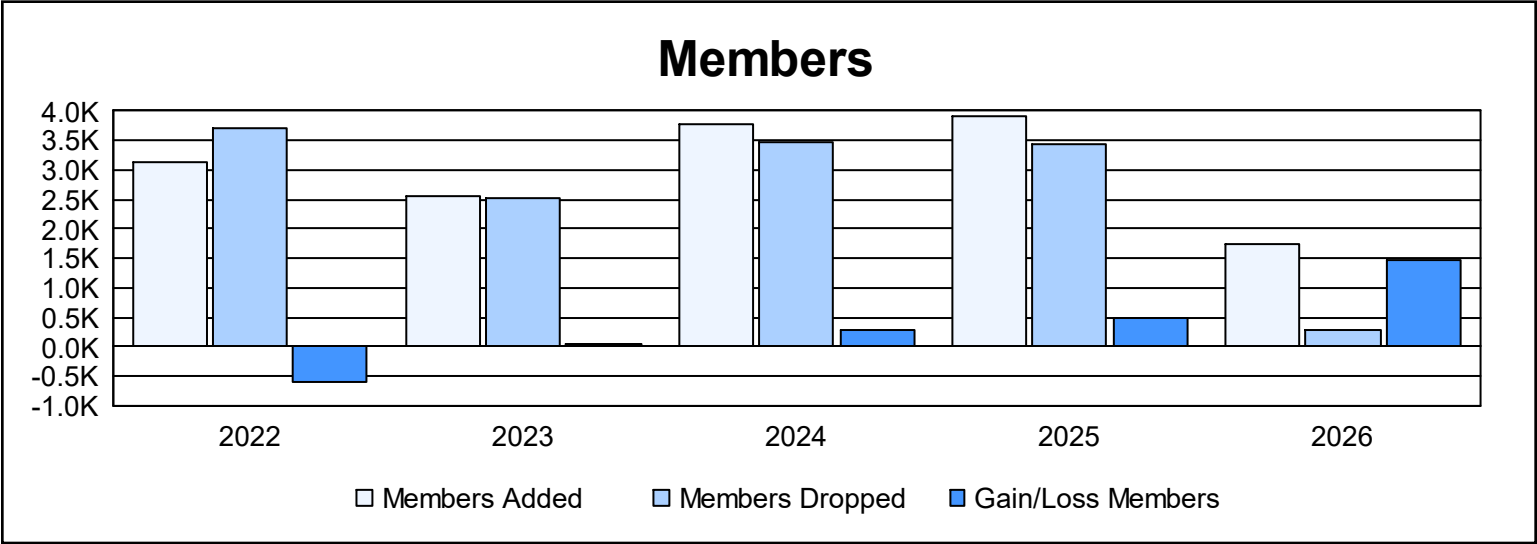
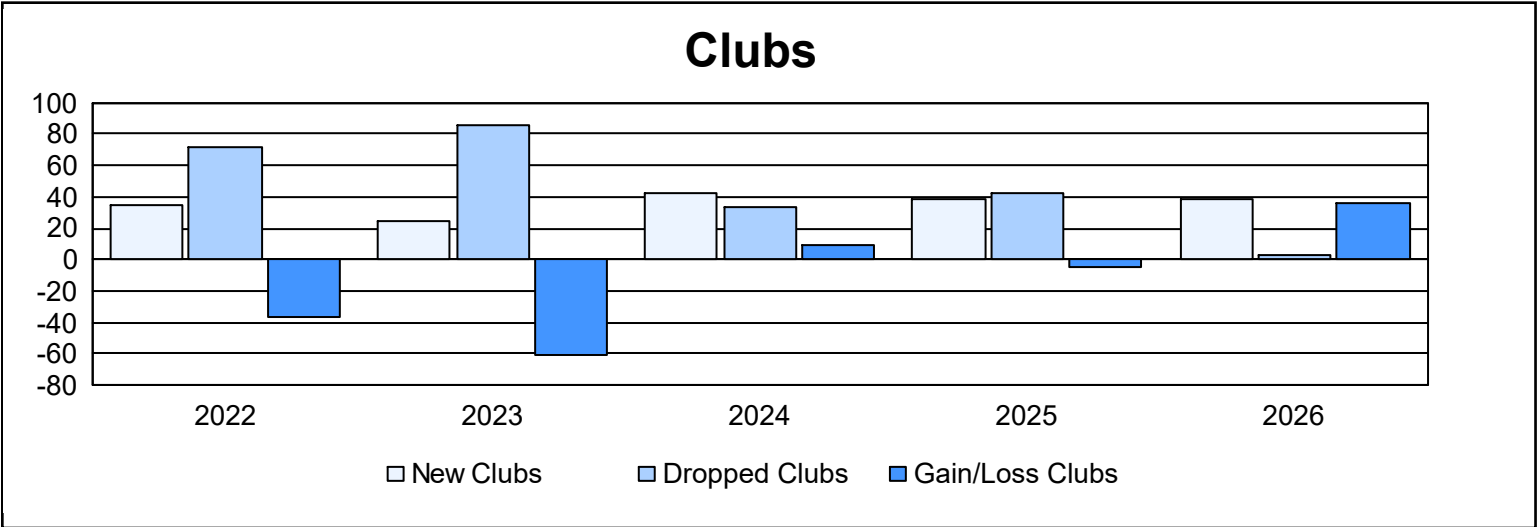
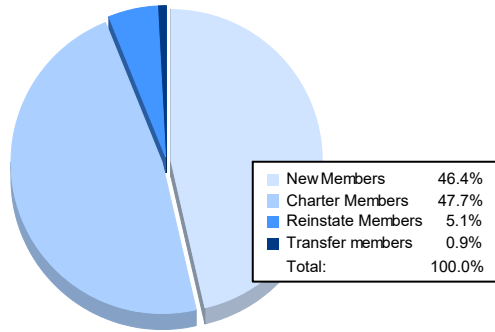


Year	New Clubs	Dropped Clubs	Gain/ Loss Clubs	New Members	Charter Members	Reinstate Members	Transfer Members	Total Member Added	Total Members Dropped	Gain/ Loss Members
2021-2022	35	72	-37	2,054	924	112	54	3,144	3,727	-583
2022-2023	25	86	-61	1,453	834	198	88	2,573	2,519	54
2023-2024	43	34	9	2,442	994	251	84	3,771	3,471	300
2024-2025	38	43	-5	2,509	951	359	99	3,918	3,425	493
2025-2026	39	3	36	813	836	90	15	1,754	292	1,462
Average	36	48	-12	1,854	908	202	68	3,032	2,687	345



## Membership Composition

### November 2025 Cumulative



## Gender Composition

### November 2025 Cumulative

