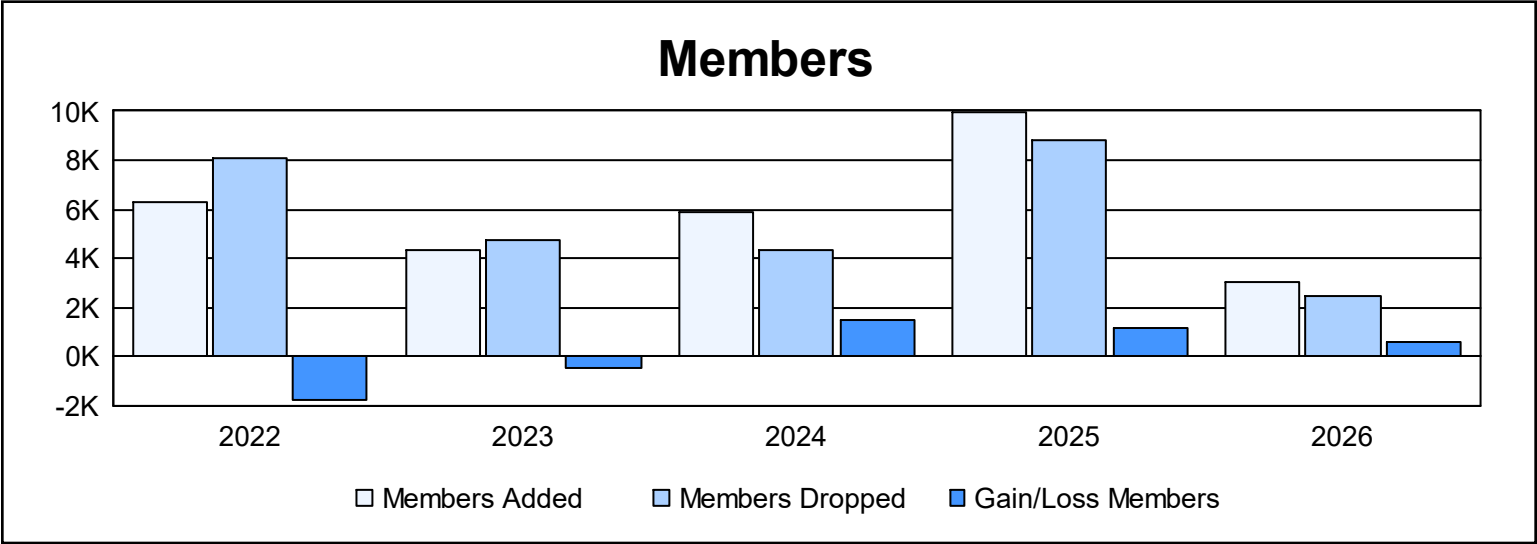
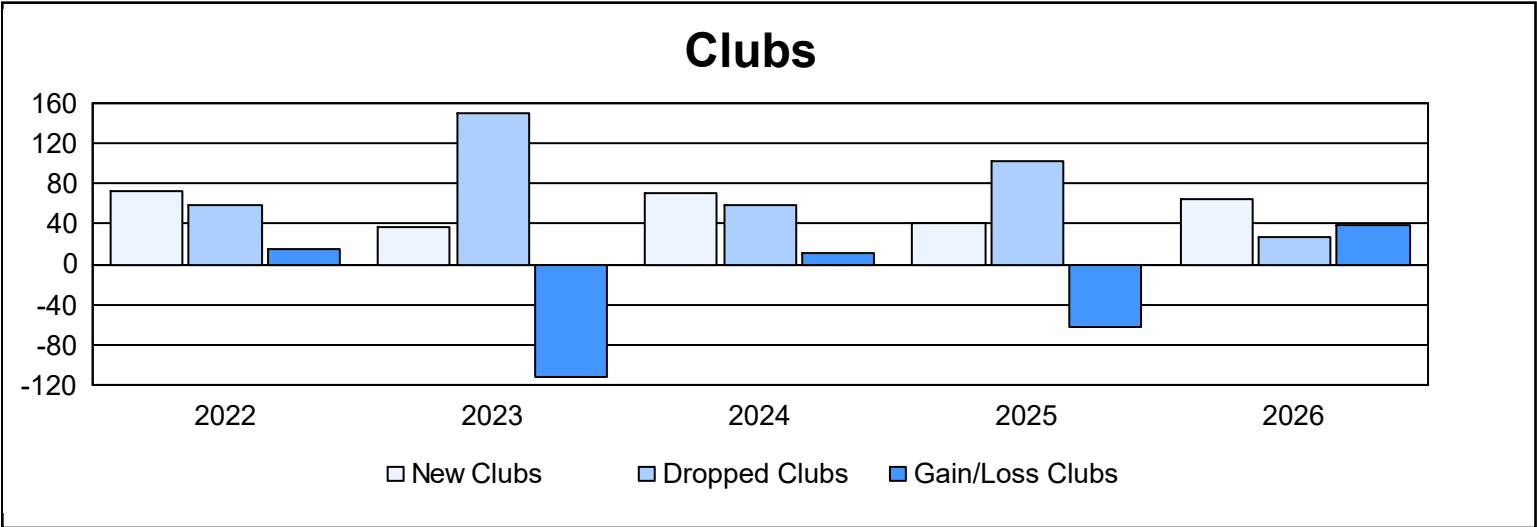
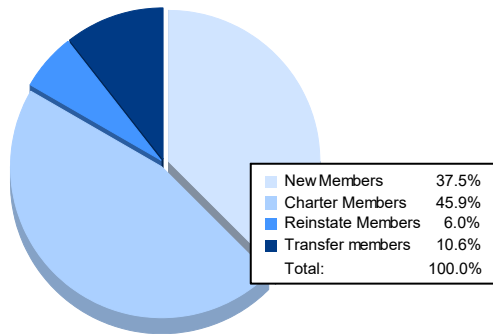


Year	New Clubs	Dropped Clubs	Gain/ Loss Clubs	New Members	Charter Members	Reinstate Members	Transfer Members	Total Member Added	Total Members Dropped	Gain/ Loss Members
2021-2022	73	58	15	3,584	2,183	249	309	6,325	8,078	-1,753
2022-2023	37	149	-112	2,357	1,313	446	185	4,301	4,779	-478
2023-2024	70	58	12	3,490	1,877	334	161	5,862	4,344	1,518
2024-2025	40	102	-62	6,219	993	879	1,859	9,950	8,821	1,129
2025-2026	64	26	38	1,151	1,408	184	326	3,069	2,470	599
Average	57	79	-22	3,360	1,555	418	568	5,901	5,698	203



## Membership Composition

### November 2025 Cumulative



## Gender Composition

### November 2025 Cumulative

