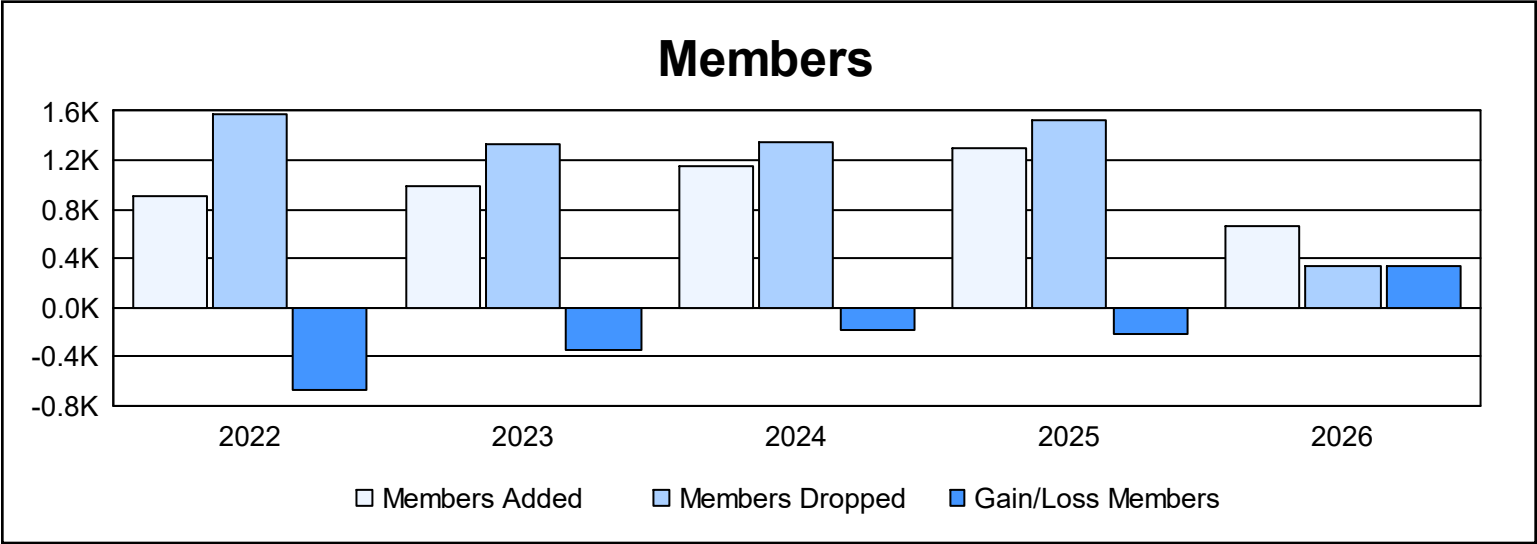
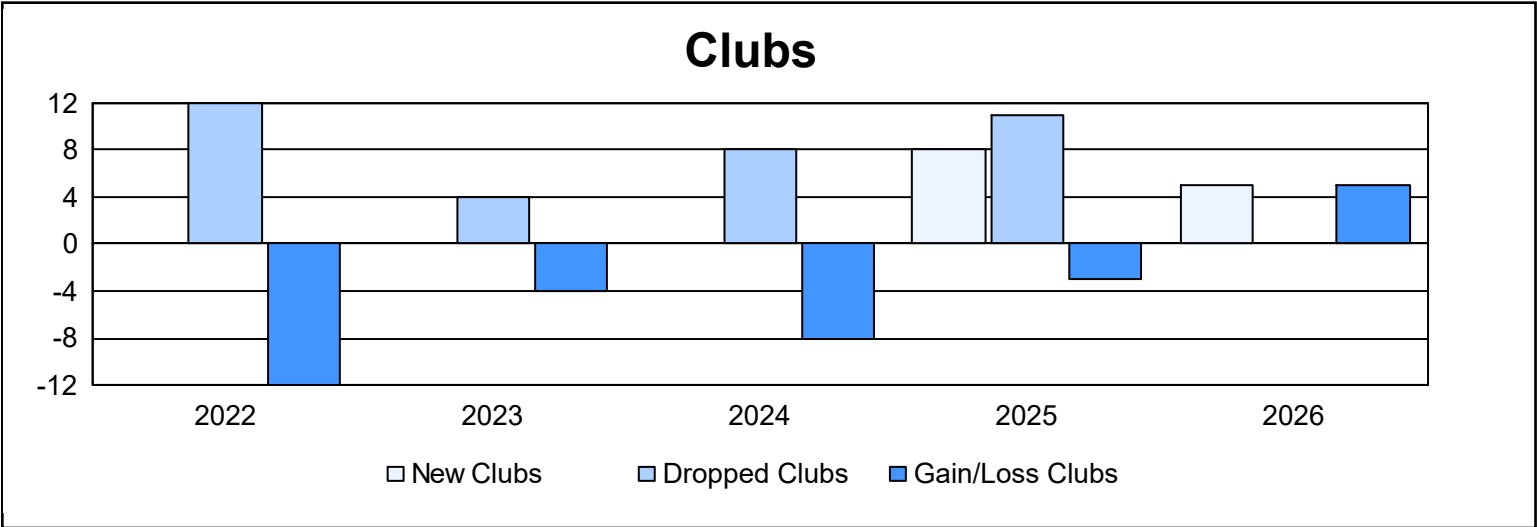
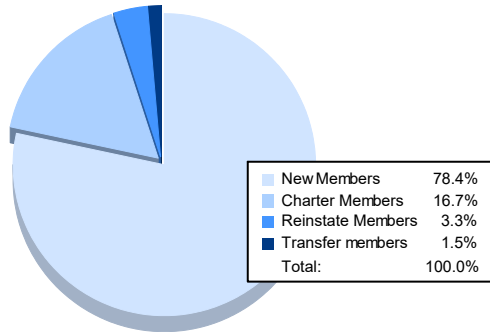


| Year      | New Clubs | Dropped Clubs | Gain/ Loss Clubs | New Members | Charter Members | Reinstate Members | Transfer Members | Total Member Added | Total Members Dropped | Gain/ Loss Members |
|-----------|-----------|---------------|------------------|-------------|-----------------|-------------------|------------------|--------------------|-----------------------|--------------------|
| 2021-2022 | 0         | 12            | -12              | 846         | 7               | 17                | 31               | 901                | 1,576                 | -675               |
| 2022-2023 | 0         | 4             | -4               | 920         | 1               | 18                | 44               | 983                | 1,327                 | -344               |
| 2023-2024 | 0         | 8             | -8               | 1,113       | 2               | 8                 | 26               | 1,149              | 1,340                 | -191               |
| 2024-2025 | 8         | 11            | -3               | 965         | 229             | 67                | 39               | 1,300              | 1,523                 | -223               |
| 2025-2026 | 5         | 0             | 5                | 516         | 110             | 22                | 10               | 658                | 329                   | 329                |
| Average   | 3         | 7             | -4               | 872         | 70              | 26                | 30               | 998                | 1,219                 | -221               |



## Membership Composition

### November 2025 Cumulative



## Gender Composition

### November 2025 Cumulative

