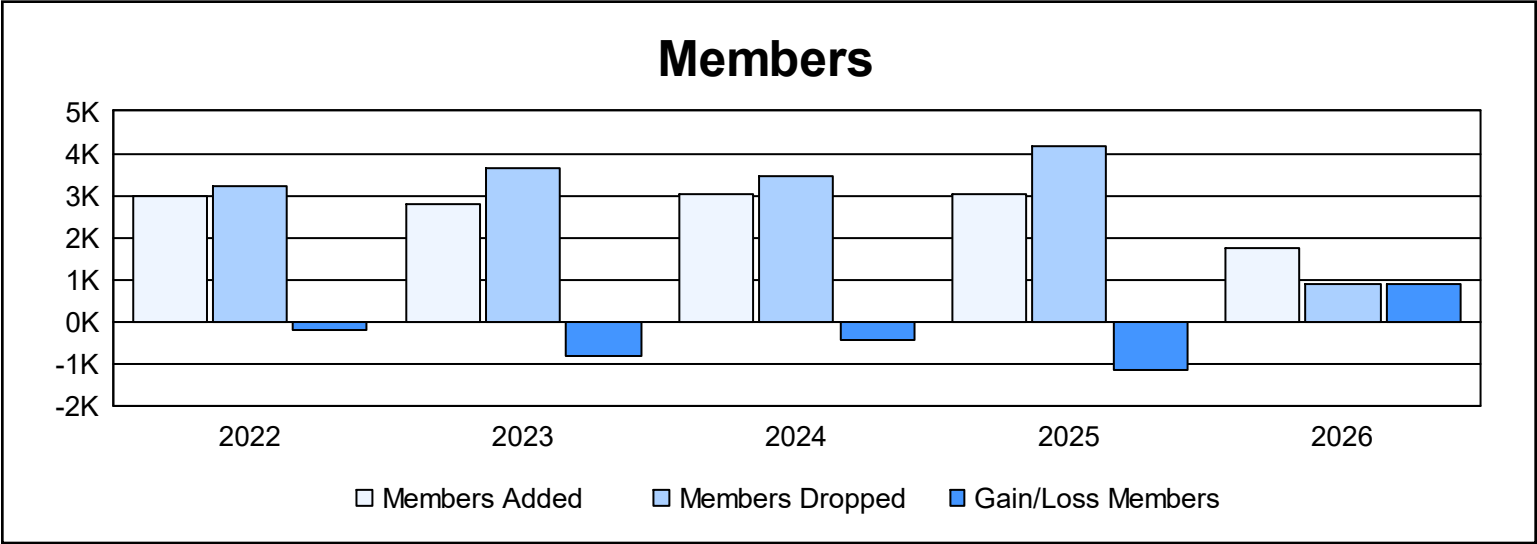
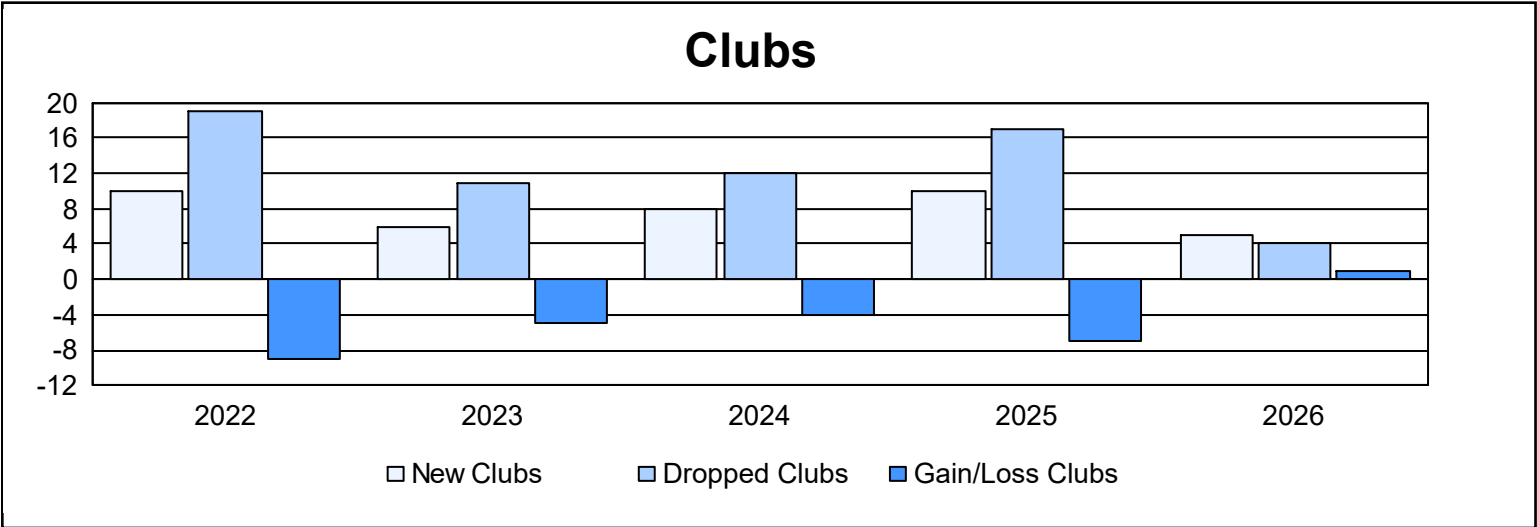
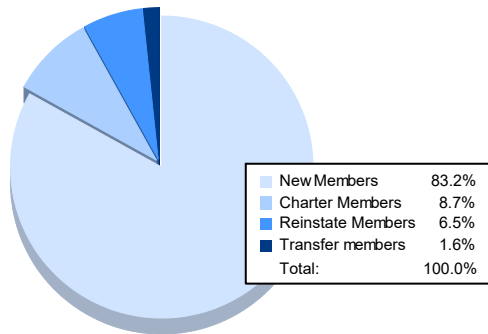


| Year      | New Clubs | Dropped Clubs | Gain/ Loss Clubs | New Members | Charter Members | Reinstate Members | Transfer Members | Total Member Added | Total Members Dropped | Gain/ Loss Members |
|-----------|-----------|---------------|------------------|-------------|-----------------|-------------------|------------------|--------------------|-----------------------|--------------------|
| 2021-2022 | 10        | 19            | -9               | 2,505       | 362             | 100               | 34               | 3,001              | 3,224                 | -223               |
| 2022-2023 | 6         | 11            | -5               | 2,482       | 185             | 109               | 32               | 2,808              | 3,639                 | -831               |
| 2023-2024 | 8         | 12            | -4               | 2,661       | 254             | 105               | 26               | 3,046              | 3,472                 | -426               |
| 2024-2025 | 10        | 17            | -7               | 2,329       | 340             | 297               | 68               | 3,034              | 4,187                 | -1,153             |
| 2025-2026 | 5         | 4             | 1                | 1,463       | 153             | 115               | 28               | 1,759              | 870                   | 889                |
| Average   | 8         | 13            | -5               | 2,288       | 259             | 145               | 38               | 2,730              | 3,078                 | -349               |



## Membership Composition

### November 2025 Cumulative



## Gender Composition

### November 2025 Cumulative

