





District Health Assessment for Multiple District 1 through July 2025

|  | | Clubs | | | | | | | Membership | | | | | | | Member Strength | | Cancellation | | Reports | | | Finance | Leadership | | | |
|--|---|--------------|---------------------|-------------|--|-----------|-----------------|------------------------|---------------------------------|-------------------------------------|-----------------------------|---------|----------|--|---|----------------------------|-------------------------------|--------------------------------------|----------------------------|-------------------------------------|------------------------------|----------------------|----------------------------------|----------------------------------|--------------------------------|----------------------------------|--------------------------------|
| District Name | Status/ Number of Months in Status * | Active Clubs | Clubs in Status Quo | Total Clubs | % Status Quo Clubs in Financial Suspension | New Clubs | Cancelled Clubs | YTD Net Club Gain/Loss | Current Members In Active Clubs | Current Members In Status Quo Clubs | Current Total Members Count | YTD Add | YTD Drop | YTD NetGrowth (includes Active and Status Quo) | YTD NetGrowth% (includes Active and Status Quo) | Member Count 12 Months Ago | Average Member Count Per Club | % of Clubs with less than 20 members | Average Cancelled Club Age | Members Lost Due to Cancelled Clubs | % of Clubs Reporting Service | % No MMR in 3 Months | % No Officer Report in 12 months | % of Clubs with balance 90+ days | Number of Zone Chairs Recorded | Number of Region Chairs Recorded | District Officers Vacancies ** |
| 1 A | | 68 | 0 | 68 | 0% | 0 | 0 | 0 | 1795 | 0 | 1795 | 21 | 29 | -8 | -0.44% | 1,720 | 26 | 49% | 0 | 0 | 28% | 35% | 0% | 4% | 13 | 6 | |
| 1 BK | | 58 | 0 | 58 | 0% | 0 | 0 | 0 | 1754 | 0 | 1754 | 15 | 10 | 5 | 0.29% | 1,726 | 30 | 40% | 0 | 0 | 29% | 41% | 5% | 0% | 8 | 0 | |
| 1 CN | T(24) | 28 | 0 | 28 | 0% | 0 | 0 | 0 | 916 | 0 | 916 | 3 | 1 | 2 | 0.22% | 937 | 33 | 25% | 0 | 0 | 25% | 36% | 18% | 4% | 3 | 1 | 2nd VDG |
| 1 CS | T(24) | 23 | 0 | 23 | 0% | 0 | 0 | 0 | 501 | 0 | 501 | 4 | 1 | 3 | 0.60% | 503 | 22 | 52% | 0 | 0 | 35% | 39% | 35% | 0% | 6 | 0 | 2nd VDG |
| 1 D | | 48 | 0 | 48 | 0% | 0 | 0 | 0 | 1421 | 0 | 1421 | 4 | 17 | -13 | -0.91% | 1,416 | 30 | 27% | 0 | 0 | 21% | 17% | 8% | 0% | 3 | 0 | |
| 1 F | T(24) | 29 | 0 | 29 | 0% | 0 | 0 | 0 | 844 | 0 | 844 | 7 | 4 | 3 | 0.36% | 821 | 29 | 41% | 0 | 0 | 10% | 31% | 10% | 0% | 9 | 2 | |
| 1 G | T(24) | 31 | 0 | 31 | 0% | 0 | 0 | 0 | 661 | 0 | 661 | 3 | 6 | -3 | -0.45% | 671 | 21 | 58% | 0 | 0 | 23% | 52% | 13% | 0% | 0 | 0 | 2nd VDG |
| 1 H | T(24) | 36 | 0 | 36 | 0% | 0 | 0 | 0 | 867 | 0 | 867 | 11 | 6 | 5 | 0.58% | 876 | 24 | 39% | 0 | 0 | 11% | 33% | 8% | 0% | 0 | 0 | DG,GLT,GST |
| 1 J | | 54 | 0 | 54 | 0% | 0 | 0 | 0 | 2086 | 0 | 2086 | 11 | 10 | 1 | 0.05% | 2,082 | 39 | 26% | 0 | 0 | 33% | 22% | 4% | 2% | 10 | 0 | |
| 1 M | T(24) | 47 | 0 | 47 | 0% | 0 | 0 | 0 | 1136 | 0 | 1136 | 2 | 8 | -6 | -0.53% | 1,170 | 24 | 45% | 0 | 0 | 26% | 30% | 13% | 0% | 7 | 0 | |
| | | 422 | 0 | 422 | 0% | 0 | 0 | 0 | 11981 | 0 | 11981 | 81 | 92 | -11 | -0.09% | 11,922 | 28 | 40% | 0 | 0 | 25% | 33% | 9% | 1% | 59 | 9 | |




District Health Assessment for Multiple District 2 through July 2025

|  | | Clubs | | | | | | | Membership | | | | | | | Member Strength | | Cancellation | | Reports | | | Finance | Leadership | | | |
|--|---|--------------|---------------------|-------------|--|-----------|-----------------|------------------------|---------------------------------|-------------------------------------|-----------------------------|---------|----------|--|---|----------------------------|-------------------------------|--------------------------------------|----------------------------|-------------------------------------|------------------------------|----------------------|----------------------------------|----------------------------------|--------------------------------|----------------------------------|--------------------------------|
| District Name | Status/ Number of Months in Status * | Active Clubs | Clubs in Status Quo | Total Clubs | % Status Quo Clubs in Financial Suspension | New Clubs | Cancelled Clubs | YTD Net Club Gain/Loss | Current Members In Active Clubs | Current Members In Status Quo Clubs | Current Total Members Count | YTD Add | YTD Drop | YTD NetGrowth (includes Active and Status Quo) | YTD NetGrowth% (includes Active and Status Quo) | Member Count 12 Months Ago | Average Member Count Per Club | % of Clubs with less than 20 members | Average Cancelled Club Age | Members Lost Due to Cancelled Clubs | % of Clubs Reporting Service | % No MMR in 3 Months | % No Officer Report in 12 months | % of Clubs with balance 90+ days | Number of Zone Chairs Recorded | Number of Region Chairs Recorded | District Officers Vacancies ** |
| 2 T1 | T(23) | 35 | 0 | 35 | 0% | 1 | 0 | 1 | 1180 | 0 | 1180 | 38 | 20 | 18 | 1.55% | 1,210 | 34 | 54% | 0 | 0 | 9% | 46% | 26% | 0% | 5 | 0 | |
| 2 T2 | T(24) | 33 | 0 | 33 | 0% | 0 | 0 | 0 | 954 | 0 | 954 | 5 | 24 | -19 | -1.95% | 990 | 29 | 48% | 0 | 0 | 24% | 42% | 39% | 3% | 8 | 0 | 2nd VDG |
| 2 T3 | T(24) | 35 | 0 | 35 | 0% | 0 | 0 | 0 | 662 | 0 | 662 | 11 | 10 | 1 | 0.15% | 664 | 19 | 71% | 0 | 0 | 26% | 37% | 11% | 6% | 6 | 0 | 2nd VDG |
| 2 E1 | T(24) | 41 | 0 | 41 | 0% | 0 | 0 | 0 | 889 | 0 | 889 | 5 | 2 | 3 | 0.34% | 889 | 22 | 59% | 0 | 0 | 10% | 44% | 27% | 0% | 5 | 0 | 2nd VDG |
| 2 E2 | | 52 | 0 | 52 | 0% | 0 | 0 | 0 | 1622 | 0 | 1622 | 16 | 17 | -1 | -0.06% | 1,657 | 31 | 38% | 0 | 0 | 27% | 10% | 4% | 2% | 9 | 1 | |
| 2 X1 | | 73 | 0 | 73 | 0% | 2 | 0 | 2 | 2295 | 0 | 2295 | 91 | 66 | 25 | 1.10% | 1,935 | 31 | 26% | 0 | 0 | 40% | 16% | 11% | 4% | 12 | 3 | |
| 2 X2 | T(24) | 33 | 0 | 33 | 0% | 0 | 0 | 0 | 945 | 0 | 945 | 29 | 17 | 12 | 1.29% | 929 | 29 | 39% | 0 | 0 | 36% | 27% | 18% | 6% | 7 | 0 | |
| 2 X3 | | 53 | 0 | 53 | 0% | 1 | 0 | 1 | 1330 | 0 | 1330 | 35 | 6 | 29 | 2.23% | 1,339 | 25 | 62% | 0 | 0 | 21% | 21% | 13% | 6% | 4 | 2 | 2nd VDG |
| 2 A1 | T(24) | 33 | 0 | 33 | 0% | 0 | 0 | 0 | 850 | 0 | 850 | 10 | 12 | -2 | -0.23% | 897 | 26 | 52% | 0 | 0 | 15% | 45% | 33% | 0% | 5 | 0 | |
| 2 A2 | | 60 | 0 | 60 | 0% | 0 | 0 | 0 | 1440 | 0 | 1440 | 13 | 9 | 4 | 0.28% | 1,438 | 24 | 53% | 0 | 0 | 15% | 32% | 2% | 2% | 8 | 2 | |
| 2 A3 | T(24) | 47 | 0 | 47 | 0% | 0 | 0 | 0 | 1064 | 0 | 1064 | 13 | 13 | 0 | 0.00% | 1,028 | 23 | 47% | 0 | 0 | 34% | 26% | 9% | 9% | 9 | 0 | |
| 2 S1 | | 42 | 0 | 42 | 0% | 0 | 0 | 0 | 1350 | 0 | 1350 | 10 | 8 | 2 | 0.15% | 1,377 | 32 | 50% | 0 | 0 | 14% | 29% | 0% | 2% | 0 | 0 | |
| 2 S2 | | 52 | 0 | 52 | 0% | 0 | 0 | 0 | 1463 | 0 | 1463 | 18 | 16 | 2 | 0.14% | 1,390 | 28 | 46% | 0 | 0 | 38% | 37% | 21% | 4% | 5 | 2 | 2nd VDG |
| 2 S3 | | 47 | 0 | 47 | 0% | 0 | 0 | 0 | 1686 | 0 | 1686 | 42 | 15 | 27 | 1.63% | 1,664 | 36 | 43% | 0 | 0 | 45% | 26% | 4% | 2% | 0 | 0 | |
| 2 S4 | | 68 | 0 | 68 | 0% | 0 | 0 | 0 | 2036 | 0 | 2036 | 36 | 22 | 14 | 0.69% | 1,916 | 30 | 38% | 0 | 0 | 47% | 21% | 10% | 4% | 11 | 0 | |
| 2 S5 | | 53 | 0 | 53 | 0% | 0 | 0 | 0 | 2052 | 0 | 2052 | 55 | 50 | 5 | 0.24% | 2,079 | 39 | 25% | 0 | 0 | 30% | 9% | 2% | 0% | 9 | 0 | |
| | | 757 | 0 | 757 | 0% | 4 | 0 | 4 | 21818 | 0 | 21818 | 427 | 307 | 120 | 0.55% | 21,402 | 29 | 45% | 0 | 0 | 28% | 27% | 13% | 3% | 103 | 10 | |




District Health Assessment for Multiple District 2 through July 2025

|  | | Clubs | | | | | | | Membership | | | | | | | Member Strength | | Cancellation | | Reports | | | Finance | Leadership | | | |
|--|---|--------------|---------------------|-------------|--|-----------|-----------------|------------------------|---------------------------------|-------------------------------------|-----------------------------|---------|----------|--|---|----------------------------|-------------------------------|--------------------------------------|----------------------------|-------------------------------------|------------------------------|----------------------|----------------------------------|----------------------------------|--------------------------------|----------------------------------|--------------------------------|
| District Name | Status/ Number of Months in Status * | Active Clubs | Clubs in Status Quo | Total Clubs | % Status Quo Clubs in Financial Suspension | New Clubs | Cancelled Clubs | YTD Net Club Gain/Loss | Current Members In Active Clubs | Current Members In Status Quo Clubs | Current Total Members Count | YTD Add | YTD Drop | YTD NetGrowth (includes Active and Status Quo) | YTD NetGrowth% (includes Active and Status Quo) | Member Count 12 Months Ago | Average Member Count Per Club | % of Clubs with less than 20 members | Average Cancelled Club Age | Members Lost Due to Cancelled Clubs | % of Clubs Reporting Service | % No MMR in 3 Months | % No Officer Report in 12 months | % of Clubs with balance 90+ days | Number of Zone Chairs Recorded | Number of Region Chairs Recorded | District Officers Vacancies ** |
| 3 E | T(24) | 38 | 0 | 38 | 0% | 0 | 0 | 0 | 759 | 0 | 759 | 12 | 12 | 0 | 0.00% | 814 | 20 | 55% | 0 | 0 | 5% | 37% | 5% | 0% | 8 | 0 | |
| 3 NW | T(24) | 39 | 0 | 39 | 0% | 0 | 0 | 0 | 955 | 0 | 955 | 7 | 10 | -3 | -0.31% | 965 | 24 | 51% | 0 | 0 | 13% | 49% | 23% | 5% | 6 | 0 | 1st VDG,2nd VDG |
| 3 SW | T(24) | 48 | 0 | 48 | 0% | 0 | 0 | 0 | 911 | 0 | 911 | 9 | 17 | -8 | -0.87% | 967 | 19 | 60% | 0 | 0 | 6% | 33% | 17% | 0% | 10 | 0 | 2nd VDG |
| | | 125 | 0 | 125 | 0% | 0 | 0 | 0 | 2625 | 0 | 2625 | 28 | 39 | -11 | -0.42% | 2,746 | 21 | 56% | 0 | 0 | 8% | 39% | 15% | 2% | 24 | 0 | |




District Health Assessment for Multiple District 4 through July 2025

|  | | Clubs | | | | | | | Membership | | | | | | | Member Strength | | Cancellation | | Reports | | | Finance | Leadership | | | |
|--|---|--------------|---------------------|-------------|--|-----------|-----------------|------------------------|---------------------------------|-------------------------------------|-----------------------------|---------|----------|--|---|----------------------------|-------------------------------|--------------------------------------|----------------------------|-------------------------------------|------------------------------|----------------------|----------------------------------|----------------------------------|--------------------------------|----------------------------------|--------------------------------|
| District Name | Status/ Number of Months in Status * | Active Clubs | Clubs in Status Quo | Total Clubs | % Status Quo Clubs in Financial Suspension | New Clubs | Cancelled Clubs | YTD Net Club Gain/Loss | Current Members In Active Clubs | Current Members In Status Quo Clubs | Current Total Members Count | YTD Add | YTD Drop | YTD NetGrowth (includes Active and Status Quo) | YTD NetGrowth% (includes Active and Status Quo) | Member Count 12 Months Ago | Average Member Count Per Club | % of Clubs with less than 20 members | Average Cancelled Club Age | Members Lost Due to Cancelled Clubs | % of Clubs Reporting Service | % No MMR in 3 Months | % No Officer Report in 12 months | % of Clubs with balance 90+ days | Number of Zone Chairs Recorded | Number of Region Chairs Recorded | District Officers Vacancies ** |
| 4 C1 | T(24) | 35 | 0 | 35 | 0% | 0 | 0 | 0 | 777 | 0 | 777 | 11 | 10 | 1 | 0.13% | 804 | 22 | 57% | 0 | 0 | 43% | 34% | 0% | 6% | 9 | 3 | 1st VDG,2nd VDG |
| 4 C2 | T(24) | 45 | 0 | 45 | 0% | 0 | 0 | 0 | 1065 | 0 | 1065 | 16 | 24 | -8 | -0.75% | 1,122 | 24 | 53% | 0 | 0 | 4% | 31% | 13% | 4% | 0 | 0 | 2nd VDG,GLT,GST |
| 4 C3 | T(24) | 41 | 0 | 41 | 0% | 1 | 0 | 1 | 975 | 0 | 975 | 51 | 12 | 39 | 4.17% | 927 | 24 | 41% | 0 | 0 | 22% | 27% | 20% | 2% | 8 | 4 | |
| 4 C4 | | 56 | 0 | 56 | 0% | 2 | 0 | 2 | 1722 | 0 | 1722 | 70 | 55 | 15 | 0.88% | 1,849 | 31 | 32% | 0 | 0 | 27% | 18% | 0% | 2% | 14 | 6 | |
| 4 C5 | T(9) | 48 | 0 | 48 | 0% | 0 | 0 | 0 | 1159 | 0 | 1159 | 17 | 11 | 6 | 0.52% | 1,262 | 24 | 46% | 0 | 0 | 31% | 19% | 2% | 4% | 7 | 3 | GMT |
| 4 C6 | T(24) | 39 | 0 | 39 | 0% | 0 | 0 | 0 | 963 | 0 | 963 | 23 | 16 | 7 | 0.73% | 955 | 25 | 49% | 0 | 0 | 26% | 31% | 0% | 3% | 6 | 0 | |
| 4 A1 | | 48 | 0 | 48 | 0% | 0 | 0 | 0 | 1661 | 0 | 1661 | 18 | 16 | 2 | 0.12% | 1,698 | 35 | 38% | 0 | 0 | 25% | 19% | 0% | 2% | 6 | 0 | GMT |
| 4 A2 | | 61 | 0 | 61 | 0% | 0 | 0 | 0 | 1717 | 0 | 1717 | 40 | 39 | 1 | 0.06% | 1,726 | 28 | 48% | 0 | 0 | 21% | 41% | 0% | 7% | 11 | 4 | |
| 4 A3 | T(24) | 30 | 0 | 30 | 0% | 0 | 0 | 0 | 1017 | 0 | 1017 | 18 | 6 | 12 | 1.19% | 1,076 | 34 | 33% | 0 | 0 | 43% | 17% | 0% | 0% | 5 | 0 | 1st VDG,2nd VDG |
| 4 L2 | | 60 | 0 | 60 | 0% | 1 | 0 | 1 | 1449 | 0 | 1449 | 93 | 34 | 59 | 4.24% | 1,513 | 24 | 53% | 0 | 0 | 23% | 27% | 15% | 3% | 15 | 6 | |
| 4 L3 | | 63 | 0 | 63 | 0% | 1 | 0 | 1 | 1315 | 0 | 1315 | 36 | 13 | 23 | 1.78% | 1,110 | 21 | 51% | 0 | 0 | 21% | 29% | 8% | 3% | 9 | 3 | 2nd VDG |
| 4 L4 | T(24) | 27 | 0 | 27 | 0% | 0 | 0 | 0 | 996 | 0 | 996 | 28 | 3 | 25 | 2.57% | 1,042 | 37 | 48% | 0 | 0 | 41% | 15% | 4% | 0% | 0 | 0 | |
| 4 L5 | T(24) | 40 | 0 | 40 | 0% | 0 | 1 | -1 | 773 | 0 | 773 | 3 | 20 | -17 | -2.15% | 837 | 19 | 70% | 75 | 8 | 35% | 15% | 3% | 5% | 8 | 4 | |
| 4 L6 | | 51 | 0 | 51 | 0% | 0 | 0 | 0 | 1252 | 0 | 1252 | 28 | 18 | 10 | 0.81% | 1,234 | 25 | 59% | 0 | 0 | 53% | 35% | 6% | 2% | 11 | 5 | |
| | | 644 | 0 | 644 | 0% | 5 | 1 | 4 | 16841 | 0 | 16841 | 452 | 277 | 175 | 1.05% | 17,155 | 26 | 48% | 75 | 8 | 28% | 26% | 5% | 3% | 109 | 38 | |




District Health Assessment for Multiple District 4 through July 2025

|  | | Clubs | | | | | | | Membership | | | | | | | Member Strength | | Cancellation | | Reports | | | Finance | Leadership | | | |
|--|---|--------------|---------------------|-------------|--|-----------|-----------------|------------------------|---------------------------------|-------------------------------------|-----------------------------|---------|----------|--|---|----------------------------|-------------------------------|--------------------------------------|----------------------------|-------------------------------------|------------------------------|----------------------|----------------------------------|----------------------------------|--------------------------------|----------------------------------|--------------------------------|
| District Name | Status/ Number of Months in Status * | Active Clubs | Clubs in Status Quo | Total Clubs | % Status Quo Clubs in Financial Suspension | New Clubs | Cancelled Clubs | YTD Net Club Gain/Loss | Current Members In Active Clubs | Current Members In Status Quo Clubs | Current Total Members Count | YTD Add | YTD Drop | YTD NetGrowth (includes Active and Status Quo) | YTD NetGrowth% (includes Active and Status Quo) | Member Count 12 Months Ago | Average Member Count Per Club | % of Clubs with less than 20 members | Average Cancelled Club Age | Members Lost Due to Cancelled Clubs | % of Clubs Reporting Service | % No MMR in 3 Months | % No Officer Report in 12 months | % of Clubs with balance 90+ days | Number of Zone Chairs Recorded | Number of Region Chairs Recorded | District Officers Vacancies ** |
| 5M 1 | | 52 | 0 | 52 | 0% | 1 | 0 | 1 | 1693 | 0 | 1693 | 38 | 24 | 14 | 0.83% | 1,722 | 33 | 25% | 0 | 0 | 19% | 37% | 17% | 2% | 0 | 0 | GST |
| 5M 2 | | 64 | 0 | 64 | 0% | 0 | 0 | 0 | 2282 | 0 | 2282 | 24 | 23 | 1 | 0.04% | 2,263 | 36 | 27% | 0 | 0 | 33% | 23% | 2% | 2% | 8 | 0 | |
| 5M 3 | T(24) | 34 | 0 | 34 | 0% | 0 | 0 | 0 | 962 | 0 | 962 | 3 | 6 | -3 | -0.31% | 980 | 28 | 24% | 0 | 0 | 32% | 44% | 0% | 0% | 2 | 0 | |
| 5M 4 | | 53 | 0 | 53 | 0% | 0 | 0 | 0 | 1405 | 0 | 1405 | 12 | 12 | 0 | 0.00% | 1,415 | 27 | 40% | 0 | 0 | 32% | 26% | 0% | 0% | 6 | 1 | 2nd VDG |
| 5M 5 | | 37 | 0 | 37 | 0% | 0 | 0 | 0 | 1344 | 0 | 1344 | 14 | 24 | -10 | -0.74% | 1,332 | 36 | 32% | 0 | 0 | 57% | 19% | 11% | 0% | 6 | 0 | |
| 5M 6 | T(24) | 31 | 0 | 31 | 0% | 0 | 0 | 0 | 1254 | 0 | 1254 | 14 | 11 | 3 | 0.24% | 1,179 | 40 | 35% | 0 | 0 | 48% | 16% | 0% | 0% | 0 | 0 | |
| 5M 7 | | 52 | 0 | 52 | 0% | 1 | 0 | 1 | 1699 | 0 | 1699 | 37 | 25 | 12 | 0.71% | 1,682 | 33 | 23% | 0 | 0 | 31% | 23% | 2% | 0% | 1 | 0 | |
| 5M 8 | | 73 | 0 | 73 | 0% | 0 | 0 | 0 | 2813 | 0 | 2813 | 18 | 23 | -5 | -0.18% | 2,808 | 39 | 10% | 0 | 0 | 53% | 22% | 7% | 1% | 8 | 0 | 2nd VDG |
| 5M 9 | | 66 | 0 | 66 | 0% | 1 | 0 | 1 | 1979 | 0 | 1979 | 39 | 8 | 31 | 1.59% | 1,877 | 30 | 36% | 0 | 0 | 48% | 29% | 2% | 2% | 6 | 0 | |
| 5M 10 | T(24) | 21 | 0 | 21 | 0% | 0 | 0 | 0 | 706 | 0 | 706 | 9 | 3 | 6 | 0.86% | 634 | 34 | 38% | 0 | 0 | 14% | 33% | 14% | 5% | 7 | 3 | 2nd VDG |
| 5M 11 | | 45 | 0 | 45 | 0% | 0 | 0 | 0 | 1201 | 0 | 1201 | 0 | 9 | -9 | -0.74% | 1,231 | 27 | 40% | 0 | 0 | 18% | 33% | 4% | 0% | 0 | 0 | GLT,GST |
| | | 528 | 0 | 528 | 0% | 3 | 0 | 3 | 17338 | 0 | 17338 | 208 | 168 | 40 | 0.23% | 17,123 | 33 | 29% | 0 | 0 | 37% | 27% | 5% | 1% | 44 | 4 | |




District Health Assessment for Multiple District 5 through July 2025

|  | | Clubs | | | | | | | Membership | | | | | | | Member Strength | | Cancellation | | Reports | | | Finance | Leadership | | | |
|--|---|--------------|---------------------|-------------|--|-----------|-----------------|------------------------|---------------------------------|-------------------------------------|-----------------------------|---------|----------|--|---|----------------------------|-------------------------------|--------------------------------------|----------------------------|-------------------------------------|------------------------------|----------------------|----------------------------------|----------------------------------|--------------------------------|----------------------------------|--------------------------------|
| District Name | Status/ Number of Months in Status * | Active Clubs | Clubs in Status Quo | Total Clubs | % Status Quo Clubs in Financial Suspension | New Clubs | Cancelled Clubs | YTD Net Club Gain/Loss | Current Members In Active Clubs | Current Members In Status Quo Clubs | Current Total Members Count | YTD Add | YTD Drop | YTD NetGrowth (includes Active and Status Quo) | YTD NetGrowth% (includes Active and Status Quo) | Member Count 12 Months Ago | Average Member Count Per Club | % of Clubs with less than 20 members | Average Cancelled Club Age | Members Lost Due to Cancelled Clubs | % of Clubs Reporting Service | % No MMR in 3 Months | % No Officer Report in 12 months | % of Clubs with balance 90+ days | Number of Zone Chairs Recorded | Number of Region Chairs Recorded | District Officers Vacancies ** |
| 5 NE | T(24) | 51 | 0 | 51 | 0% | 0 | 0 | 0 | 1197 | 0 | 1197 | 10 | 7 | 3 | 0.25% | 1,194 | 23 | 49% | 0 | 0 | 20% | 2% | 0% | 0% | 9 | 0 | |
| 5 NW | T(24) | 48 | 0 | 48 | 0% | 0 | 0 | 0 | 1224 | 0 | 1224 | 17 | 16 | 1 | 0.08% | 1,245 | 26 | 44% | 0 | 0 | 21% | 29% | 0% | 2% | 3 | 0 | 2nd VDG |
| 5 SE | T(24) | 40 | 0 | 40 | 0% | 0 | 0 | 0 | 1027 | 0 | 1027 | 13 | 6 | 7 | 0.69% | 1,039 | 26 | 35% | 0 | 0 | 25% | 40% | 10% | 0% | 0 | 0 | |
| 5 SW | T(24) | 26 | 0 | 26 | 0% | 0 | 0 | 0 | 516 | 0 | 516 | 5 | 4 | 1 | 0.19% | 545 | 20 | 69% | 0 | 0 | 4% | 46% | 23% | 0% | 0 | 0 | 1st VDG,2nd VDG,GMT |
| | | 165 | 0 | 165 | 0% | 0 | 0 | 0 | 3964 | 0 | 3964 | 45 | 33 | 12 | 0.30% | 4,023 | 24 | 47% | 0 | 0 | 19% | 26% | 6% | 1% | 12 | 0 | |




District Health Assessment for Multiple District 6 through July 2025

|  | | Clubs | | | | | | | Membership | | | | | | | Member Strength | | Cancellation | | Reports | | | Finance | | Leadership | | |
|--|---|--------------|---------------------|-------------|--|-----------|-----------------|------------------------|---------------------------------|-------------------------------------|-----------------------------|---------|----------|--|---|----------------------------|-------------------------------|--------------------------------------|----------------------------|-------------------------------------|------------------------------|----------------------|----------------------------------|----------------------------------|--------------------------------|----------------------------------|--------------------------------|
| District Name | Status/ Number of Months in Status * | Active Clubs | Clubs in Status Quo | Total Clubs | % Status Quo Clubs in Financial Suspension | New Clubs | Cancelled Clubs | YTD Net Club Gain/Loss | Current Members In Active Clubs | Current Members In Status Quo Clubs | Current Total Members Count | YTD Add | YTD Drop | YTD NetGrowth (includes Active and Status Quo) | YTD NetGrowth% (includes Active and Status Quo) | Member Count 12 Months Ago | Average Member Count Per Club | % of Clubs with less than 20 members | Average Cancelled Club Age | Members Lost Due to Cancelled Clubs | % of Clubs Reporting Service | % No MMR in 3 Months | % No Officer Report in 12 months | % of Clubs with balance 90+ days | Number of Zone Chairs Recorded | Number of Region Chairs Recorded | District Officers Vacancies ** |
| 6 NE | T(24) | 33 | 0 | 33 | 0% | 0 | 0 | 0 | 791 | 0 | 791 | 6 | 8 | -2 | -0.25% | 856 | 24 | 55% | 0 | 0 | 9% | 45% | 9% | 3% | 0 | 0 | 2nd VDG |
| 6 C | T(24) | 24 | 0 | 24 | 0% | 0 | 0 | 0 | 505 | 0 | 505 | 7 | 4 | 3 | 0.60% | 474 | 21 | 71% | 0 | 0 | 42% | 38% | 4% | 0% | 2 | 0 | 2nd VDG |
| 6 SE | T(24) | 20 | 0 | 20 | 0% | 0 | 0 | 0 | 412 | 0 | 412 | 2 | 8 | -6 | -1.44% | 442 | 21 | 55% | 0 | 0 | 15% | 15% | 0% | 5% | 1 | 0 | 2nd VDG, GLT, GST |
| 6 W | T(24) | 28 | 0 | 28 | 0% | 0 | 0 | 0 | 655 | 0 | 655 | 19 | 16 | 3 | 0.46% | 661 | 23 | 61% | 0 | 0 | 29% | 29% | 0% | 0% | 6 | 0 | |
| | | 105 | 0 | 105 | 0% | 0 | 0 | 0 | 2363 | 0 | 2363 | 34 | 36 | -2 | -0.08% | 2,433 | 23 | 60% | 0 | 0 | 23% | 33% | 4% | 2% | 9 | 0 | |




District Health Assessment for Multiple District 7 through July 2025

|  | | Clubs | | | | | | | Membership | | | | | | | Member Strength | | Cancellation | | Reports | | | Finance | Leadership | | | |
|--|---|--------------|---------------------|-------------|--|-----------|-----------------|------------------------|---------------------------------|-------------------------------------|-----------------------------|---------|----------|--|---|----------------------------|-------------------------------|--------------------------------------|----------------------------|-------------------------------------|------------------------------|----------------------|----------------------------------|----------------------------------|--------------------------------|----------------------------------|---------------------------------|
| District Name | Status/ Number of Months in Status * | Active Clubs | Clubs in Status Quo | Total Clubs | % Status Quo Clubs in Financial Suspension | New Clubs | Cancelled Clubs | YTD Net Club Gain/Loss | Current Members In Active Clubs | Current Members In Status Quo Clubs | Current Total Members Count | YTD Add | YTD Drop | YTD NetGrowth (includes Active and Status Quo) | YTD NetGrowth% (includes Active and Status Quo) | Member Count 12 Months Ago | Average Member Count Per Club | % of Clubs with less than 20 members | Average Cancelled Club Age | Members Lost Due to Cancelled Clubs | % of Clubs Reporting Service | % No MMR in 3 Months | % No Officer Report in 12 months | % of Clubs with balance 90+ days | Number of Zone Chairs Recorded | Number of Region Chairs Recorded | District Officers Vacancies ** |
| 7 L | T(24) | 21 | 0 | 21 | 0% | 0 | 0 | 0 | 538 | 0 | 538 | 6 | 9 | -3 | -0.55% | 549 | 26 | 43% | 0 | 0 | 10% | 38% | 24% | 0% | 0 | 0 | 1st VDG,2nd VDG,GLT,GMT ,GST |
| 7 I | T(24) | 30 | 0 | 30 | 0% | 0 | 0 | 0 | 571 | 0 | 571 | 3 | 6 | -3 | -0.52% | 581 | 19 | 63% | 0 | 0 | 23% | 40% | 10% | 3% | 1 | 0 | 2nd VDG |
| 7 O | T(24) | 19 | 0 | 19 | 0% | 0 | 0 | 0 | 428 | 0 | 428 | 2 | 4 | -2 | -0.47% | 440 | 23 | 53% | 0 | 0 | 5% | 47% | 42% | 0% | 0 | 0 | DG,1st VDG,2nd VDG,GLT,GMT ,GST |
| 7 N | T(24) | 18 | 0 | 18 | 0% | 0 | 0 | 0 | 374 | 0 | 374 | 17 | 1 | 16 | 4.47% | 374 | 21 | 50% | 0 | 0 | 11% | 50% | 61% | 0% | 0 | 0 | |
| | | 88 | 0 | 88 | 0% | 0 | 0 | 0 | 1911 | 0 | 1911 | 28 | 20 | 8 | 0.42% | 1,944 | 22 | 53% | 0 | 0 | 14% | 43% | 31% | 1% | 1 | 0 | |




District Health Assessment for Multiple District 8 through July 2025

|  | | Clubs | | | | | | | Membership | | | | | | | Member Strength | | Cancellation | | Reports | | | Finance | Leadership | | | |
|--|---|--------------|---------------------|-------------|--|-----------|-----------------|------------------------|---------------------------------|-------------------------------------|-----------------------------|---------|----------|--|---|----------------------------|-------------------------------|--------------------------------------|----------------------------|-------------------------------------|------------------------------|----------------------|----------------------------------|----------------------------------|--------------------------------|----------------------------------|--------------------------------|
| District Name | Status/ Number of Months in Status * | Active Clubs | Clubs in Status Quo | Total Clubs | % Status Quo Clubs in Financial Suspension | New Clubs | Cancelled Clubs | YTD Net Club Gain/Loss | Current Members In Active Clubs | Current Members In Status Quo Clubs | Current Total Members Count | YTD Add | YTD Drop | YTD NetGrowth (includes Active and Status Quo) | YTD NetGrowth% (includes Active and Status Quo) | Member Count 12 Months Ago | Average Member Count Per Club | % of Clubs with less than 20 members | Average Cancelled Club Age | Members Lost Due to Cancelled Clubs | % of Clubs Reporting Service | % No MMR in 3 Months | % No Officer Report in 12 months | % of Clubs with balance 90+ days | Number of Zone Chairs Recorded | Number of Region Chairs Recorded | District Officers Vacancies ** |
| 8 L | T(24) | 21 | 0 | 21 | 0% | 1 | 0 | 1 | 682 | 0 | 682 | 94 | 7 | 87 | 14.62% | 643 | 32 | 48% | 0 | 0 | 10% | 14% | 5% | 5% | 5 | 3 | |
| 8 I | T(24) | 21 | 0 | 21 | 0% | 0 | 0 | 0 | 435 | 0 | 435 | 3 | 4 | -1 | -0.23% | 449 | 21 | 62% | 0 | 0 | 10% | 14% | 0% | 0% | 0 | 0 | DG,2nd VDG,GLT,GMT ,GST |
| 8 O | T(24) | 19 | 0 | 19 | 0% | 0 | 0 | 0 | 539 | 0 | 539 | 4 | 18 | -14 | -2.53% | 520 | 28 | 16% | 0 | 0 | 5% | 16% | 5% | 11% | 0 | 0 | 1st VDG |
| 8 N | T(24) | 29 | 0 | 29 | 0% | 0 | 0 | 0 | 774 | 0 | 774 | 3 | 13 | -10 | -1.28% | 788 | 27 | 38% | 0 | 0 | 21% | 34% | 0% | 0% | 0 | 0 | |
| 8 S | T(24) | 34 | 0 | 34 | 0% | 1 | 1 | 0 | 1044 | 0 | 1044 | 65 | 19 | 46 | 4.61% | 1,039 | 31 | 35% | 68 | 13 | 26% | 35% | 26% | 0% | 1 | 0 | 2nd VDG |
| | | 124 | 0 | 124 | 0% | 2 | 1 | 1 | 3474 | 0 | 3474 | 169 | 61 | 108 | 3.21% | 3,439 | 28 | 40% | 68 | 13 | 16% | 25% | 9% | 2% | 6 | 3 | |



District Health Assessment for Multiple District 9 through July 2025

|  | | Clubs | | | | | | | Membership | | | | | | | Member Strength | | Cancellation | | Reports | | | Finance | Leadership | | | |
|--|---|--------------|---------------------|-------------|--|-----------|-----------------|------------------------|---------------------------------|-------------------------------------|-----------------------------|---------|----------|--|---|----------------------------|-------------------------------|--------------------------------------|----------------------------|-------------------------------------|------------------------------|----------------------|----------------------------------|----------------------------------|--------------------------------|----------------------------------|--------------------------------|
| District Name | Status/ Number of Months in Status * | Active Clubs | Clubs in Status Quo | Total Clubs | % Status Quo Clubs in Financial Suspension | New Clubs | Cancelled Clubs | YTD Net Club Gain/Loss | Current Members In Active Clubs | Current Members In Status Quo Clubs | Current Total Members Count | YTD Add | YTD Drop | YTD NetGrowth (includes Active and Status Quo) | YTD NetGrowth% (includes Active and Status Quo) | Member Count 12 Months Ago | Average Member Count Per Club | % of Clubs with less than 20 members | Average Cancelled Club Age | Members Lost Due to Cancelled Clubs | % of Clubs Reporting Service | % No MMR in 3 Months | % No Officer Report in 12 months | % of Clubs with balance 90+ days | Number of Zone Chairs Recorded | Number of Region Chairs Recorded | District Officers Vacancies ** |
| 9 EC | T(24) | 42 | 0 | 42 | 0% | 0 | 0 | 0 | 1036 | 0 | 1036 | 7 | 12 | -5 | -0.48% | 1,097 | 25 | 52% | 0 | 0 | 26% | 38% | 2% | 0% | 0 | 0 | 2nd VDG |
| 9 MC | T(24) | 37 | 0 | 37 | 0% | 0 | 0 | 0 | 774 | 0 | 774 | 3 | 3 | 0 | 0.00% | 813 | 21 | 54% | 0 | 0 | 22% | 51% | 5% | 0% | 0 | 0 | |
| 9 NC | T(24) | 31 | 0 | 31 | 0% | 0 | 0 | 0 | 745 | 0 | 745 | 10 | 4 | 6 | 0.81% | 761 | 24 | 55% | 0 | 0 | 16% | 23% | 0% | 0% | 0 | 0 | GLT,GMT,GST |
| 9 NE | T(24) | 40 | 0 | 40 | 0% | 0 | 0 | 0 | 1058 | 0 | 1058 | 5 | 9 | -4 | -0.38% | 1,076 | 26 | 48% | 0 | 0 | 33% | 30% | 0% | 3% | 5 | 0 | 2nd VDG |
| 9 NW | T(24) | 27 | 0 | 27 | 0% | 0 | 0 | 0 | 566 | 0 | 566 | 2 | 1 | 1 | 0.18% | 561 | 21 | 48% | 0 | 0 | 4% | 41% | 0% | 4% | 0 | 0 | 2nd VDG |
| 9 SE | T(24) | 38 | 0 | 38 | 0% | 0 | 0 | 0 | 741 | 0 | 741 | 4 | 3 | 1 | 0.14% | 762 | 20 | 61% | 0 | 0 | 21% | 34% | 8% | 0% | 0 | 0 | 1st VDG,2nd VDG,GLT,GMT,GST |
| 9 SW | T(24) | 43 | 0 | 43 | 0% | 0 | 0 | 0 | 1113 | 0 | 1113 | 9 | 10 | -1 | -0.09% | 1,157 | 26 | 44% | 0 | 0 | 30% | 42% | 0% | 0% | 0 | 0 | 2nd VDG |
| | | 258 | 0 | 258 | 0% | 0 | 0 | 0 | 6033 | 0 | 6033 | 40 | 42 | -2 | -0.03% | 6,227 | 23 | 52% | 0 | 0 | 23% | 37% | 2% | 1% | 5 | 0 | |




District Health Assessment for Multiple District 11 through July 2025

| District Name | | Status/ Number of Months in Status * | Clubs | | | | | | Membership | | | | | | | | Member Strength | | Cancellation | | Reports | | | Finance | Leadership | | | |
|---------------|-------|---|--------------|---------------------|-------------|--|-----------|-----------------|------------------------|---------------------------------|-------------------------------------|-----------------------------|---------|----------|--|---|----------------------------|-------------------------------|--------------------------------------|----------------------------|-------------------------------------|------------------------------|----------------------|----------------------------------|----------------------------------|--------------------------------|----------------------------------|--------------------------------|
| | | | Active Clubs | Clubs in Status Quo | Total Clubs | % Status Quo Clubs in Financial Suspension | New Clubs | Cancelled Clubs | YTD Net Club Gain/Loss | Current Members In Active Clubs | Current Members In Status Quo Clubs | Current Total Members Count | YTD Add | YTD Drop | YTD NetGrowth (includes Active and Status Quo) | YTD NetGrowth% (includes Active and Status Quo) | Member Count 12 Months Ago | Average Member Count Per Club | % of Clubs with less than 20 members | Average Cancelled Club Age | Members Lost Due to Cancelled Clubs | % of Clubs Reporting Service | % No MMR in 3 Months | % No Officer Report in 12 months | % of Clubs with balance 90+ days | Number of Zone Chairs Recorded | Number of Region Chairs Recorded | District Officers Vacancies ** |
| 11 A1 | T(24) | | 30 | 0 | 30 | 0% | 0 | 0 | 0 | 616 | 0 | 616 | 4 | 1 | 3 | 0.49% | 659 | 21 | 60% | 0 | 0 | 17% | 40% | 3% | 0% | 7 | 1 | 1st VDG,2nd VDG |
| 11 A2 | T(24) | | 28 | 0 | 28 | 0% | 0 | 0 | 0 | 1104 | 0 | 1104 | 22 | 10 | 12 | 1.10% | 1,180 | 39 | 29% | 0 | 0 | 18% | 21% | 18% | 4% | 0 | 0 | |
| 11 B1 | T(24) | | 40 | 0 | 40 | 0% | 0 | 0 | 0 | 853 | 0 | 853 | 6 | 11 | -5 | -0.58% | 862 | 21 | 50% | 0 | 0 | 13% | 25% | 10% | 5% | 3 | 0 | |
| 11 B2 | T(24) | | 31 | 0 | 31 | 0% | 0 | 0 | 0 | 781 | 0 | 781 | 8 | 1 | 7 | 0.90% | 799 | 25 | 52% | 0 | 0 | 26% | 48% | 48% | 3% | 6 | 0 | |
| 11 C1 | T(24) | | 25 | 0 | 25 | 0% | 0 | 0 | 0 | 710 | 0 | 710 | 4 | 2 | 2 | 0.28% | 726 | 28 | 56% | 0 | 0 | 24% | 40% | 8% | 0% | 3 | 0 | 2nd VDG |
| 11 C2 | T(24) | | 31 | 0 | 31 | 0% | 0 | 0 | 0 | 650 | 0 | 650 | 4 | 14 | -10 | -1.52% | 681 | 21 | 55% | 0 | 0 | 26% | 19% | 3% | 0% | 6 | 0 | |
| 11 D1 | T(24) | | 34 | 0 | 34 | 0% | 0 | 0 | 0 | 866 | 0 | 866 | 11 | 4 | 7 | 0.81% | 935 | 25 | 56% | 0 | 0 | 12% | 21% | 0% | 0% | 2 | 0 | |
| 11 D2 | T(23) | | 45 | 0 | 45 | 0% | 0 | 0 | 0 | 1157 | 0 | 1157 | 26 | 9 | 17 | 1.49% | 1,204 | 26 | 47% | 0 | 0 | 16% | 29% | 7% | 0% | 6 | 0 | |
| 11 E1 | T(24) | | 35 | 0 | 35 | 0% | 0 | 0 | 0 | 850 | 0 | 850 | 10 | 8 | 2 | 0.24% | 874 | 24 | 49% | 0 | 0 | 23% | 23% | 0% | 6% | 4 | 0 | 1st VDG,2nd VDG |
| 11 E2 | T(24) | | 25 | 0 | 25 | 0% | 0 | 0 | 0 | 637 | 0 | 637 | 10 | 4 | 6 | 0.95% | 656 | 25 | 52% | 0 | 0 | 24% | 20% | 0% | 4% | 4 | 0 | 1st VDG |
| | | | 324 | 0 | 324 | 0% | 0 | 0 | 0 | 8224 | 0 | 8224 | 105 | 64 | 41 | 0.50% | 8,576 | 25 | 50% | 0 | 0 | 19% | 28% | 10% | 2% | 41 | 1 | |




District Health Assessment for Multiple District 12 through July 2025

|  | | Clubs | | | | | | | Membership | | | | | | | Member Strength | | Cancellation | | Reports | | | Finance | Leadership | | | |
|--|---|--------------|---------------------|-------------|--|-----------|-----------------|------------------------|---------------------------------|-------------------------------------|-----------------------------|---------|----------|--|---|----------------------------|-------------------------------|--------------------------------------|----------------------------|-------------------------------------|------------------------------|----------------------|----------------------------------|----------------------------------|--------------------------------|----------------------------------|--------------------------------|
| District Name | Status/ Number of Months in Status * | Active Clubs | Clubs in Status Quo | Total Clubs | % Status Quo Clubs in Financial Suspension | New Clubs | Cancelled Clubs | YTD Net Club Gain/Loss | Current Members In Active Clubs | Current Members In Status Quo Clubs | Current Total Members Count | YTD Add | YTD Drop | YTD NetGrowth (includes Active and Status Quo) | YTD NetGrowth% (includes Active and Status Quo) | Member Count 12 Months Ago | Average Member Count Per Club | % of Clubs with less than 20 members | Average Cancelled Club Age | Members Lost Due to Cancelled Clubs | % of Clubs Reporting Service | % No MMR in 3 Months | % No Officer Report in 12 months | % of Clubs with balance 90+ days | Number of Zone Chairs Recorded | Number of Region Chairs Recorded | District Officers Vacancies ** |
| 12 L | T(24) | 31 | 0 | 31 | 0% | 0 | 0 | 0 | 637 | 0 | 637 | 15 | 7 | 8 | 1.27% | 599 | 21 | 45% | 0 | 0 | 23% | 29% | 0% | 0% | 5 | 0 | |
| 12 I | T(24) | 34 | 0 | 34 | 0% | 0 | 0 | 0 | 791 | 0 | 791 | 24 | 8 | 16 | 2.06% | 809 | 23 | 56% | 0 | 0 | 32% | 41% | 0% | 3% | 4 | 0 | 2nd VDG |
| 12 O | T(24) | 28 | 0 | 28 | 0% | 0 | 0 | 0 | 558 | 0 | 558 | 12 | 11 | 1 | 0.18% | 576 | 20 | 71% | 0 | 0 | 25% | 50% | 0% | 4% | 0 | 0 | |
| 12 N | T(24) | 36 | 0 | 36 | 0% | 0 | 0 | 0 | 729 | 0 | 729 | 20 | 13 | 7 | 0.97% | 721 | 20 | 58% | 0 | 0 | 33% | 25% | 8% | 0% | 3 | 2 | |
| 12 S | T(24) | 37 | 0 | 37 | 0% | 0 | 0 | 0 | 758 | 0 | 758 | 11 | 1 | 10 | 1.34% | 792 | 20 | 59% | 0 | 0 | 11% | 46% | 3% | 3% | 3 | 0 | |
| | | 166 | 0 | 166 | 0% | 0 | 0 | 0 | 3473 | 0 | 3473 | 82 | 40 | 42 | 1.22% | 3,497 | 21 | 58% | 0 | 0 | 25% | 38% | 2% | 2% | 15 | 2 | |




District Health Assessment for Multiple District 13 through July 2025

|  | | Clubs | | | | | | | Membership | | | | | | | Member Strength | | Cancellation | | Reports | | | Finance | Leadership | | | |
|--|---|--------------|---------------------|-------------|--|-----------|-----------------|------------------------|---------------------------------|-------------------------------------|-----------------------------|---------|----------|--|---|----------------------------|-------------------------------|--------------------------------------|----------------------------|-------------------------------------|------------------------------|----------------------|----------------------------------|----------------------------------|--------------------------------|----------------------------------|--------------------------------|
| District Name | Status/ Number of Months in Status * | Active Clubs | Clubs in Status Quo | Total Clubs | % Status Quo Clubs in Financial Suspension | New Clubs | Cancelled Clubs | YTD Net Club Gain/Loss | Current Members In Active Clubs | Current Members In Status Quo Clubs | Current Total Members Count | YTD Add | YTD Drop | YTD NetGrowth (includes Active and Status Quo) | YTD NetGrowth% (includes Active and Status Quo) | Member Count 12 Months Ago | Average Member Count Per Club | % of Clubs with less than 20 members | Average Cancelled Club Age | Members Lost Due to Cancelled Clubs | % of Clubs Reporting Service | % No MMR in 3 Months | % No Officer Report in 12 months | % of Clubs with balance 90+ days | Number of Zone Chairs Recorded | Number of Region Chairs Recorded | District Officers Vacancies ** |
| 13 OH1 | | 48 | 0 | 48 | 0% | 0 | 0 | 0 | 1329 | 0 | 1329 | 3 | 8 | -5 | -0.37% | 1,381 | 28 | 42% | 0 | 0 | 29% | 38% | 0% | 2% | 6 | 3 | GST |
| 13 OH2 | | 53 | 0 | 53 | 0% | 0 | 0 | 0 | 1598 | 0 | 1598 | 13 | 17 | -4 | -0.25% | 1,637 | 30 | 30% | 0 | 0 | 36% | 25% | 11% | 4% | 1 | 0 | 2nd VDG,GMT |
| 13 OH3 | | 48 | 0 | 48 | 0% | 0 | 0 | 0 | 1284 | 0 | 1284 | 19 | 12 | 7 | 0.55% | 1,344 | 27 | 46% | 0 | 0 | 31% | 31% | 0% | 0% | 0 | 0 | |
| 13 OH4 | T(6) | 48 | 0 | 48 | 0% | 0 | 0 | 0 | 1223 | 0 | 1223 | 7 | 18 | -11 | -0.89% | 1,274 | 25 | 38% | 0 | 0 | 63% | 21% | 2% | 0% | 3 | 0 | |
| 13 OH5 | T(2) | 48 | 0 | 48 | 0% | 0 | 0 | 0 | 1207 | 0 | 1207 | 14 | 16 | -2 | -0.17% | 1,250 | 25 | 42% | 0 | 0 | 21% | 19% | 4% | 4% | 7 | 0 | 2nd VDG |
| 13 OH6 | | 52 | 0 | 52 | 0% | 0 | 0 | 0 | 1416 | 0 | 1416 | 9 | 9 | 0 | 0.00% | 1,431 | 27 | 40% | 0 | 0 | 27% | 12% | 0% | 0% | 8 | 2 | |
| 13 OH7 | T(24) | 46 | 0 | 46 | 0% | 0 | 0 | 0 | 1128 | 0 | 1128 | 19 | 9 | 10 | 0.89% | 1,178 | 25 | 46% | 0 | 0 | 33% | 20% | 0% | 2% | 7 | 0 | |
| | | 343 | 0 | 343 | 0% | 0 | 0 | 0 | 9185 | 0 | 9185 | 84 | 89 | -5 | -0.05% | 9,495 | 27 | 40% | 0 | 0 | 34% | 23% | 3% | 2% | 32 | 5 | |




District Health Assessment for Multiple District 14 through July 2025

|  | | Clubs | | | | | | | Membership | | | | | | | Member Strength | | Cancellation | | Reports | | | Finance | Leadership | | | |
|--|---|--------------|---------------------------|-------------|--|-----------|-----------------|-------------------------------|------------------------------------|--|--------------------------------|---------|----------|--|---|-------------------------------|----------------------------------|--|-------------------------------|--|---------------------------------|-------------------------|-------------------------------------|-------------------------------------|--------------------------------------|--|-----------------------------------|
| District Name | Status/ Number of Months in Status * | Active Clubs | Clubs in Status Quo | Total Clubs | % Status Quo Clubs in Financial Suspension | New Clubs | Cancelled Clubs | YTD Net Club Gain/ Loss | Current Members In Active Clubs | Current Members In Status Quo Clubs | Current Total Members Count | YTD Add | YTD Drop | YTD NetGrowth (includes Active and Status Quo) | YTD NetGrowth% (includes Active and Status Quo) | Member Count 12 Months Ago | Average Member Count Per Club | % of Clubs with less than 20 members | Average Cancelled Club Age | Members Lost Due to Cancelled Clubs | % of Clubs Reporting Service | % No MMR in 3 Months | % No Officer Report in 12 months | % of Clubs with balance 90+ days | Number of Zone Chairs Recorded | Number of Region Chairs Recorded | District Officers Vacancies ** |
| 14 A | | 53 | 0 | 53 | 0% | 1 | 0 | 1 | 1288 | 0 | 1288 | 27 | 6 | 21 | 1.66% | 1,261 | 24 | 49% | 0 | 0 | 13% | 45% | 19% | 6% | 0 | 0 | 2nd VDG |
| 14 B | T(24) | 27 | 0 | 27 | 0% | 0 | 0 | 0 | 588 | 0 | 588 | 1 | 0 | 1 | 0.17% | 593 | 22 | 44% | 0 | 0 | 19% | 30% | 11% | 4% | 0 | 0 | 1st VDG,2nd VDG |
| 14 C | T(24) | 43 | 0 | 43 | 0% | 0 | 0 | 0 | 1168 | 0 | 1168 | 8 | 6 | 2 | 0.17% | 1,143 | 27 | 37% | 0 | 0 | 37% | 33% | 0% | 0% | 2 | 0 | 2nd VDG |
| 14 D | T(24) | 42 | 0 | 42 | 0% | 0 | 0 | 0 | 1181 | 0 | 1181 | 6 | 15 | -9 | -0.76% | 1,174 | 28 | 38% | 0 | 0 | 31% | 17% | 7% | 0% | 5 | 0 | 2nd VDG |
| 14 E | T(24) | 27 | 0 | 27 | 0% | 0 | 0 | 0 | 656 | 0 | 656 | 0 | 9 | -9 | -1.35% | 679 | 24 | 41% | 0 | 0 | 22% | 41% | 4% | 0% | 3 | 0 | |
| 14 F | T(24) | 35 | 0 | 35 | 0% | 0 | 0 | 0 | 889 | 0 | 889 | 2 | 9 | -7 | -0.78% | 927 | 25 | 40% | 0 | 0 | 11% | 49% | 3% | 0% | 0 | 0 | 1st VDG,2nd VDG,GST |
| 14 G | | 52 | 0 | 52 | 0% | 0 | 0 | 0 | 1467 | 0 | 1467 | 10 | 12 | -2 | -0.14% | 1,446 | 28 | 38% | 0 | 0 | 38% | 38% | 15% | 2% | 0 | 0 | GLT |
| 14 H | T(24) | 26 | 0 | 26 | 0% | 0 | 0 | 0 | 619 | 0 | 619 | 8 | 3 | 5 | 0.81% | 630 | 24 | 50% | 0 | 0 | 15% | 35% | 19% | 0% | 0 | 0 | 1st VDG,2nd VDG |
| 14 J | T(24) | 26 | 0 | 26 | 0% | 0 | 0 | 0 | 698 | 0 | 698 | 7 | 2 | 5 | 0.72% | 694 | 27 | 50% | 0 | 0 | 15% | 46% | 0% | 0% | 6 | 0 | 1st VDG,2nd VDG |
| 14 K | T(24) | 26 | 0 | 26 | 0% | 0 | 0 | 0 | 688 | 0 | 688 | 2 | 5 | -3 | -0.43% | 701 | 26 | 38% | 0 | 0 | 35% | 19% | 0% | 4% | 7 | 0 | 1st VDG,2nd VDG |
| 14 L | T(24) | 32 | 0 | 32 | 0% | 0 | 1 | -1 | 756 | 0 | 756 | 9 | 13 | -4 | -0.53% | 779 | 24 | 41% | 94 | 6 | 53% | 31% | 0% | 3% | 0 | 0 | 2nd VDG,GST |
| 14 M | T(24) | 41 | 0 | 41 | 0% | 0 | 0 | 0 | 989 | 0 | 989 | 14 | 16 | -2 | -0.20% | 1,015 | 24 | 51% | 0 | 0 | 37% | 51% | 12% | 0% | 6 | 1 | 1st VDG,2nd VDG |
| 14 N | T(24) | 37 | 0 | 37 | 0% | 0 | 0 | 0 | 928 | 0 | 928 | 10 | 11 | -1 | -0.11% | 924 | 25 | 43% | 0 | 0 | 27% | 19% | 3% | 3% | 9 | 5 | 1st VDG,2nd VDG |
| 14 P | T(24) | 33 | 0 | 33 | 0% | 0 | 0 | 0 | 862 | 0 | 862 | 2 | 3 | -1 | -0.12% | 883 | 26 | 36% | 0 | 0 | 33% | 30% | 6% | 0% | 6 | 1 | 2nd VDG |
| 14 T | T(24) | 34 | 0 | 34 | 0% | 0 | 0 | 0 | 1077 | 0 | 1077 | 5 | 8 | -3 | -0.28% | 1,122 | 32 | 21% | 0 | 0 | 47% | 35% | 12% | 3% | 3 | 0 | 2nd VDG |
| 14 U | T(24) | 26 | 0 | 26 | 0% | 0 | 0 | 0 | 808 | 0 | 808 | 7 | 12 | -5 | -0.62% | 839 | 31 | 31% | 0 | 0 | 27% | 42% | 23% | 0% | 0 | 0 | 2nd VDG |




District Health Assessment for Multiple District 14 through July 2025

| <div></div> <div>Status/ Number of Months in Status *</div> | | Clubs | | | | | | | Membership | | | | | | | Member Strength | | Cancellation | | Reports | | | Finance | Leadership | | | |
|---|-------|--------------|---------------------|-------------|--|-----------|-----------------|------------------------|---------------------------------|-------------------------------------|-----------------------------|---------|----------|--|---|----------------------------|-------------------------------|--------------------------------------|----------------------------|-------------------------------------|------------------------------|----------------------|----------------------------------|----------------------------------|--------------------------------|----------------------------------|--------------------------------|
| | | Active Clubs | Clubs in Status Quo | Total Clubs | % Status Quo Clubs in Financial Suspension | New Clubs | Cancelled Clubs | YTD Net Club Gain/Loss | Current Members In Active Clubs | Current Members In Status Quo Clubs | Current Total Members Count | YTD Add | YTD Drop | YTD NetGrowth (includes Active and Status Quo) | YTD NetGrowth% (includes Active and Status Quo) | Member Count 12 Months Ago | Average Member Count Per Club | % of Clubs with less than 20 members | Average Cancelled Club Age | Members Lost Due to Cancelled Clubs | % of Clubs Reporting Service | % No MMR in 3 Months | % No Officer Report in 12 months | % of Clubs with balance 90+ days | Number of Zone Chairs Recorded | Number of Region Chairs Recorded | District Officers Vacancies ** |
| 14 W | T(24) | 24 | 0 | 24 | 0% | 0 | 0 | 0 | 568 | 0 | 568 | 5 | 4 | 1 | 0.18% | 562 | 24 | 54% | 0 | 0 | 29% | 29% | 4% | 4% | 5 | 0 | |
| | | 584 | 0 | 584 | 0% | 1 | 1 | 0 | 15230 | 0 | 15230 | 123 | 134 | -11 | -0.07% | 15,372 | 26 | 41% | 94 | 6 | 29% | 35% | 9% | 2% | 52 | 7 | |




District Health Assessment for Multiple District 16 through July 2025

|  | | Clubs | | | | | | | Membership | | | | | | | Member Strength | | Cancellation | | Reports | | | Finance | Leadership | | | |
|--|---|--------------|---------------------|-------------|--|-----------|-----------------|------------------------|---------------------------------|-------------------------------------|-----------------------------|---------|----------|--|---|----------------------------|-------------------------------|--------------------------------------|----------------------------|-------------------------------------|------------------------------|----------------------|----------------------------------|----------------------------------|--------------------------------|----------------------------------|--------------------------------|
| District Name | Status/ Number of Months in Status * | Active Clubs | Clubs in Status Quo | Total Clubs | % Status Quo Clubs in Financial Suspension | New Clubs | Cancelled Clubs | YTD Net Club Gain/Loss | Current Members In Active Clubs | Current Members In Status Quo Clubs | Current Total Members Count | YTD Add | YTD Drop | YTD NetGrowth (includes Active and Status Quo) | YTD NetGrowth% (includes Active and Status Quo) | Member Count 12 Months Ago | Average Member Count Per Club | % of Clubs with less than 20 members | Average Cancelled Club Age | Members Lost Due to Cancelled Clubs | % of Clubs Reporting Service | % No MMR in 3 Months | % No Officer Report in 12 months | % of Clubs with balance 90+ days | Number of Zone Chairs Recorded | Number of Region Chairs Recorded | District Officers Vacancies ** |
| 16 N | T(24) | 49 | 0 | 49 | 0% | 0 | 0 | 0 | 1143 | 0 | 1143 | 9 | 6 | 3 | 0.26% | 1,121 | 23 | 49% | 0 | 0 | 10% | 45% | 0% | 0% | 6 | 1 | |
| 16 J | T(15) | 53 | 0 | 53 | 0% | 0 | 0 | 0 | 1200 | 0 | 1200 | 14 | 4 | 10 | 0.84% | 1,240 | 23 | 49% | 0 | 0 | 6% | 32% | 17% | 6% | 12 | 4 | |
| 16 L | | 46 | 0 | 46 | 0% | 0 | 0 | 0 | 1271 | 0 | 1271 | 8 | 10 | -2 | -0.16% | 1,246 | 28 | 50% | 0 | 0 | 9% | 24% | 2% | 0% | 6 | 2 | |
| | | 148 | 0 | 148 | 0% | 0 | 0 | 0 | 3614 | 0 | 3614 | 31 | 20 | 11 | 0.31% | 3,607 | 24 | 49% | 0 | 0 | 8% | 34% | 7% | 2% | 24 | 7 | |




District Health Assessment for Multiple District 17 through July 2025

|  | | Clubs | | | | | | | Membership | | | | | | | Member Strength | | Cancellation | | Reports | | | Finance | Leadership | | | |
|--|---|--------------|---------------------|-------------|--|-----------|-----------------|------------------------|---------------------------------|-------------------------------------|-----------------------------|---------|----------|--|---|----------------------------|-------------------------------|--------------------------------------|----------------------------|-------------------------------------|------------------------------|----------------------|----------------------------------|----------------------------------|--------------------------------|----------------------------------|--------------------------------|
| District Name | Status/ Number of Months in Status * | Active Clubs | Clubs in Status Quo | Total Clubs | % Status Quo Clubs in Financial Suspension | New Clubs | Cancelled Clubs | YTD Net Club Gain/Loss | Current Members In Active Clubs | Current Members In Status Quo Clubs | Current Total Members Count | YTD Add | YTD Drop | YTD NetGrowth (includes Active and Status Quo) | YTD NetGrowth% (includes Active and Status Quo) | Member Count 12 Months Ago | Average Member Count Per Club | % of Clubs with less than 20 members | Average Cancelled Club Age | Members Lost Due to Cancelled Clubs | % of Clubs Reporting Service | % No MMR in 3 Months | % No Officer Report in 12 months | % of Clubs with balance 90+ days | Number of Zone Chairs Recorded | Number of Region Chairs Recorded | District Officers Vacancies ** |
| 17 K | T(24) | 63 | 0 | 63 | 0% | 0 | 0 | 0 | 1117 | 0 | 1117 | 6 | 11 | -5 | -0.45% | 1,153 | 18 | 62% | 0 | 0 | 6% | 52% | 0% | 0% | 9 | 3 | |
| 17 A | | 69 | 0 | 69 | 0% | 0 | 0 | 0 | 1369 | 0 | 1369 | 12 | 19 | -7 | -0.51% | 1,381 | 20 | 54% | 0 | 0 | 10% | 35% | 1% | 0% | 0 | 0 | |
| 17 N | | 67 | 0 | 67 | 0% | 0 | 0 | 0 | 1354 | 0 | 1354 | 10 | 9 | 1 | 0.07% | 1,366 | 20 | 58% | 0 | 0 | 24% | 25% | 3% | 1% | 10 | 0 | |
| | | 199 | 0 | 199 | 0% | 0 | 0 | 0 | 3840 | 0 | 3840 | 28 | 39 | -11 | -0.29% | 3,900 | 19 | 58% | 0 | 0 | 14% | 37% | 2% | 1% | 19 | 3 | |



District Health Assessment for Multiple District 18 through July 2025

|  | | Clubs | | | | | | | Membership | | | | | | | Member Strength | | Cancellation | | Reports | | | Finance | Leadership | | | |
|--|---|--------------|---------------------|-------------|--|-----------|-----------------|------------------------|---------------------------------|-------------------------------------|-----------------------------|---------|----------|--|---|----------------------------|-------------------------------|--------------------------------------|----------------------------|-------------------------------------|------------------------------|----------------------|----------------------------------|----------------------------------|--------------------------------|----------------------------------|--------------------------------|
| District Name | Status/ Number of Months in Status * | Active Clubs | Clubs in Status Quo | Total Clubs | % Status Quo Clubs in Financial Suspension | New Clubs | Cancelled Clubs | YTD Net Club Gain/Loss | Current Members In Active Clubs | Current Members In Status Quo Clubs | Current Total Members Count | YTD Add | YTD Drop | YTD NetGrowth (includes Active and Status Quo) | YTD NetGrowth% (includes Active and Status Quo) | Member Count 12 Months Ago | Average Member Count Per Club | % of Clubs with less than 20 members | Average Cancelled Club Age | Members Lost Due to Cancelled Clubs | % of Clubs Reporting Service | % No MMR in 3 Months | % No Officer Report in 12 months | % of Clubs with balance 90+ days | Number of Zone Chairs Recorded | Number of Region Chairs Recorded | District Officers Vacancies ** |
| 18 L | T(24) | 37 | 0 | 37 | 0% | 0 | 0 | 0 | 1083 | 0 | 1083 | 14 | 19 | -5 | -0.46% | 1,071 | 29 | 38% | 0 | 0 | 32% | 43% | 11% | 8% | 7 | 0 | 2nd VDG |
| 18 I | T(24) | 46 | 0 | 46 | 0% | 0 | 0 | 0 | 880 | 0 | 880 | 14 | 1 | 13 | 1.50% | 925 | 19 | 67% | 0 | 0 | 41% | 30% | 11% | 2% | 8 | 0 | |
| 18 O | T(24) | 40 | 0 | 40 | 0% | 0 | 0 | 0 | 757 | 0 | 757 | 3 | 15 | -12 | -1.56% | 777 | 19 | 68% | 0 | 0 | 13% | 48% | 15% | 0% | 7 | 0 | 2nd VDG |
| 18 N | T(24) | 46 | 0 | 46 | 0% | 0 | 0 | 0 | 1016 | 0 | 1016 | 9 | 9 | 0 | 0.00% | 1,036 | 22 | 67% | 0 | 0 | 26% | 41% | 0% | 0% | 7 | 3 | |
| | | 169 | 0 | 169 | 0% | 0 | 0 | 0 | 3736 | 0 | 3736 | 40 | 44 | -4 | -0.11% | 3,809 | 22 | 61% | 0 | 0 | 28% | 40% | 9% | 2% | 29 | 3 | |




District Health Assessment for Multiple District 19 through July 2025

| District Name | Status/ Number of Months in Status * | Clubs | | | | | | Membership | | | | | | | | Member Strength | | Cancellation | | Reports | | | Finance | Leadership | | | |
|---------------|---|--------------|---------------------|-------------|--|-----------|-----------------|------------------------|---------------------------------|-------------------------------------|-----------------------------|---------|----------|--|---|----------------------------|-------------------------------|--------------------------------------|----------------------------|-------------------------------------|------------------------------|----------------------|----------------------------------|----------------------------------|--------------------------------|----------------------------------|--------------------------------|
| | | Active Clubs | Clubs in Status Quo | Total Clubs | % Status Quo Clubs in Financial Suspension | New Clubs | Cancelled Clubs | YTD Net Club Gain/Loss | Current Members In Active Clubs | Current Members In Status Quo Clubs | Current Total Members Count | YTD Add | YTD Drop | YTD NetGrowth (includes Active and Status Quo) | YTD NetGrowth% (includes Active and Status Quo) | Member Count 12 Months Ago | Average Member Count Per Club | % of Clubs with less than 20 members | Average Cancelled Club Age | Members Lost Due to Cancelled Clubs | % of Clubs Reporting Service | % No MMR in 3 Months | % No Officer Report in 12 months | % of Clubs with balance 90+ days | Number of Zone Chairs Recorded | Number of Region Chairs Recorded | District Officers Vacancies ** |
| 19 I | | 13 | 0 | 13 | 0% | 0 | 1 | -1 | 358 | 0 | 358 | 3 | 45 | -42 | -10.50% | 392 | 28 | 31% | 69 | 42 | 38% | 31% | 0% | 0% | 0 | 0 | |
| 19 L | | 6 | 0 | 6 | 0% | 0 | 0 | 0 | 212 | 0 | 212 | 3 | 3 | 0 | 0.00% | 230 | 35 | 17% | 0 | 0 | 33% | 33% | 17% | 17% | 0 | 0 | |
| 19 N | | 74 | 0 | 74 | 0% | 0 | 0 | 0 | 2039 | 0 | 2039 | 35 | 26 | 9 | 0.44% | 2,149 | 28 | 49% | 0 | 0 | 38% | 24% | 16% | 1% | 9 | 0 | |
| 19 O | | 39 | 0 | 39 | 0% | 0 | 0 | 0 | 1114 | 0 | 1114 | 48 | 54 | -6 | -0.54% | 1,101 | 29 | 44% | 0 | 0 | 33% | 28% | 3% | 0% | 8 | 0 | |
| 19 S | | 59 | 0 | 59 | 0% | 0 | 0 | 0 | 1606 | 0 | 1606 | 6 | 8 | -2 | -0.12% | 1,618 | 27 | 37% | 0 | 0 | 22% | 44% | 8% | 2% | 0 | 0 | 2nd VDG,GST |
| | | 191 | 0 | 191 | 0% | 0 | 1 | -1 | 5329 | 0 | 5329 | 95 | 136 | -41 | -0.76% | 5,490 | 28 | 42% | 69 | 42 | 32% | 32% | 10% | 2% | 17 | 0 | |




District Health Assessment for Multiple District 20 through July 2025

|  | | Clubs | | | | | | | Membership | | | | | | | Member Strength | | Cancellation | | Reports | | | Finance | Leadership | | | |
|--|---|--------------|---------------------|-------------|--|-----------|-----------------|------------------------|---------------------------------|-------------------------------------|-----------------------------|---------|----------|--|---|----------------------------|-------------------------------|--------------------------------------|----------------------------|-------------------------------------|------------------------------|----------------------|----------------------------------|----------------------------------|--------------------------------|----------------------------------|--------------------------------|
| District Name | Status/ Number of Months in Status * | Active Clubs | Clubs in Status Quo | Total Clubs | % Status Quo Clubs in Financial Suspension | New Clubs | Cancelled Clubs | YTD Net Club Gain/Loss | Current Members In Active Clubs | Current Members In Status Quo Clubs | Current Total Members Count | YTD Add | YTD Drop | YTD NetGrowth (includes Active and Status Quo) | YTD NetGrowth% (includes Active and Status Quo) | Member Count 12 Months Ago | Average Member Count Per Club | % of Clubs with less than 20 members | Average Cancelled Club Age | Members Lost Due to Cancelled Clubs | % of Clubs Reporting Service | % No MMR in 3 Months | % No Officer Report in 12 months | % of Clubs with balance 90+ days | Number of Zone Chairs Recorded | Number of Region Chairs Recorded | District Officers Vacancies ** |
| 20 N | T(24) | 43 | 0 | 43 | 0% | 0 | 0 | 0 | 1158 | 0 | 1158 | 16 | 28 | -12 | -1.03% | 1,163 | 27 | 42% | 0 | 0 | 33% | 33% | 19% | 2% | 9 | 0 | |
| 20 E1 | T(24) | 36 | 0 | 36 | 0% | 0 | 0 | 0 | 1149 | 0 | 1149 | 1 | 3 | -2 | -0.17% | 1,152 | 32 | 28% | 0 | 0 | 36% | 28% | 0% | 0% | 10 | 4 | |
| 20 E2 | T(24) | 35 | 0 | 35 | 0% | 0 | 0 | 0 | 827 | 0 | 827 | 8 | 6 | 2 | 0.24% | 850 | 24 | 60% | 0 | 0 | 20% | 31% | 6% | 0% | 0 | 0 | |
| 20 W | T(11) | 47 | 0 | 47 | 0% | 0 | 1 | -1 | 1218 | 0 | 1218 | 3 | 13 | -10 | -0.81% | 1,267 | 26 | 36% | 86 | 5 | 21% | 32% | 11% | 2% | 7 | 3 | 2nd VDG |
| 20 Y | T(24) | 48 | 0 | 48 | 0% | 0 | 0 | 0 | 1110 | 0 | 1110 | 13 | 4 | 9 | 0.82% | 1,164 | 23 | 46% | 0 | 0 | 19% | 29% | 2% | 0% | 0 | 0 | DG |
| 20 O | T(24) | 46 | 0 | 46 | 0% | 0 | 0 | 0 | 1201 | 0 | 1201 | 12 | 9 | 3 | 0.25% | 1,171 | 26 | 39% | 0 | 0 | 24% | 26% | 2% | 0% | 0 | 0 | |
| 20 R1 | T(24) | 23 | 0 | 23 | 0% | 0 | 1 | -1 | 668 | 0 | 668 | 3 | 21 | -18 | -2.62% | 674 | 29 | 39% | 81 | 18 | 30% | 39% | 22% | 0% | 0 | 0 | |
| 20 R2 | T(24) | 36 | 0 | 36 | 0% | 1 | 0 | 1 | 1237 | 0 | 1237 | 63 | 1 | 62 | 5.28% | 1,140 | 34 | 44% | 0 | 0 | 25% | 42% | 8% | 6% | 0 | 0 | |
| 20 K1 | | 65 | 0 | 65 | 0% | 0 | 0 | 0 | 1885 | 0 | 1885 | 13 | 12 | 1 | 0.05% | 1,884 | 29 | 35% | 0 | 0 | 34% | 31% | 11% | 5% | 16 | 7 | |
| 20 K2 | T(13) | 34 | 0 | 34 | 0% | 1 | 0 | 1 | 1204 | 0 | 1204 | 32 | 3 | 29 | 2.47% | 1,235 | 35 | 26% | 0 | 0 | 18% | 26% | 3% | 3% | 6 | 0 | |
| 20 S | T(24) | 38 | 0 | 38 | 0% | 0 | 0 | 0 | 1152 | 0 | 1152 | 5 | 6 | -1 | -0.09% | 1,147 | 30 | 39% | 0 | 0 | 29% | 37% | 16% | 3% | 7 | 0 | |
| | | 451 | 0 | 451 | 0% | 2 | 2 | 0 | 12809 | 0 | 12809 | 169 | 106 | 63 | 0.49% | 12,847 | 28 | 39% | 83 | 23 | 26% | 32% | 9% | 2% | 55 | 14 | |




District Health Assessment for Multiple District 21 through July 2025

|  | Clubs | | | | | | | | Membership | | | | | | | Member Strength | | Cancellation | | Reports | | | Finance | | Leadership | | |
|--|-----------------------------|------------------------------------|-----------------|------------------------------|----------------|--|--------------|--------------------|-------------------------------------|--|---|--------------------------------------|------------|-------------|--|---|-------------------------------------|--|--|-------------------------------------|---|---------------------------------------|-------------------------------|---|---|--|--|
| | Status/ District Name | Number of Months in Status * | Active Clubs | Clubs in Status Quo | Total Clubs | % Status Quo Clubs in Financial Suspension | New Clubs | Cancelled Clubs | YTD Net Club Gain/ Loss | Current Members In Active Clubs | Current Members In Status Quo Clubs | Current Total Members Count | YTD Add | YTD Drop | YTD NetGrowth (includes Active and Status Quo) | YTD NetGrowth% (includes Active and Status Quo) | Member Count 12 Months Ago | Average Member Count Per Club | % of Clubs with less than 20 members | Average Cancelled Club Age | Members Lost Due to Cancelled Clubs | % of Clubs Reporting Service | % No MMR in 3 Months | % No Officer Report in 12 months | % of Clubs with balance 90+ days | Number of Zone Chairs Recorded | Number of Region Chairs Recorded |
| 21 N | | 60 | 0 | 60 | 0% | 1 | 0 | 1 | 1530 | 0 | 1530 | 54 | 16 | 38 | 2.55% | 1,470 | 26 | 47% | 0 | 0 | 32% | 18% | 0% | 0% | 12 | 2 | |
| 21 S | T(24) | 42 | 0 | 42 | 0% | 0 | 0 | 0 | 1036 | 0 | 1036 | 31 | 11 | 20 | 1.97% | 934 | 25 | 43% | 0 | 0 | 29% | 14% | 2% | 5% | 9 | 0 | |
| | | 102 | 0 | 102 | 0% | 1 | 0 | 1 | 2566 | 0 | 2566 | 85 | 27 | 58 | 2.31% | 2,404 | 25 | 45% | 0 | 0 | 30% | 17% | 1% | 2% | 21 | 2 | |




District Health Assessment for Multiple District 22 through July 2025

|  | | Clubs | | | | | | | Membership | | | | | | | Member Strength | | Cancellation | | Reports | | | Finance | Leadership | | | |
|--|---|--------------|---------------------|-------------|--|-----------|-----------------|------------------------|---------------------------------|-------------------------------------|-----------------------------|---------|----------|--|---|----------------------------|-------------------------------|--------------------------------------|----------------------------|-------------------------------------|------------------------------|----------------------|----------------------------------|----------------------------------|--------------------------------|----------------------------------|--------------------------------|
| District Name | Status/ Number of Months in Status * | Active Clubs | Clubs in Status Quo | Total Clubs | % Status Quo Clubs in Financial Suspension | New Clubs | Cancelled Clubs | YTD Net Club Gain/Loss | Current Members In Active Clubs | Current Members In Status Quo Clubs | Current Total Members Count | YTD Add | YTD Drop | YTD NetGrowth (includes Active and Status Quo) | YTD NetGrowth% (includes Active and Status Quo) | Member Count 12 Months Ago | Average Member Count Per Club | % of Clubs with less than 20 members | Average Cancelled Club Age | Members Lost Due to Cancelled Clubs | % of Clubs Reporting Service | % No MMR in 3 Months | % No Officer Report in 12 months | % of Clubs with balance 90+ days | Number of Zone Chairs Recorded | Number of Region Chairs Recorded | District Officers Vacancies ** |
| 22 A | T(24) | 22 | 0 | 22 | 0% | 0 | 0 | 0 | 528 | 0 | 528 | 7 | 3 | 4 | 0.76% | 511 | 24 | 59% | 0 | 0 | 36% | 23% | 0% | 0% | 2 | 0 | 2nd VDG, GLT |
| 22 B | T(3) | 44 | 0 | 44 | 0% | 0 | 0 | 0 | 1186 | 0 | 1186 | 16 | 39 | -23 | -1.90% | 1,295 | 27 | 43% | 0 | 0 | 34% | 27% | 2% | 0% | 0 | 0 | 1st VDG |
| 22 C | T(24) | 43 | 0 | 43 | 0% | 0 | 0 | 0 | 1069 | 0 | 1069 | 34 | 6 | 28 | 2.69% | 1,078 | 25 | 51% | 0 | 0 | 16% | 30% | 5% | 2% | 8 | 0 | |
| 22 D | T(21) | 34 | 0 | 34 | 0% | 1 | 0 | 1 | 1222 | 0 | 1222 | 73 | 40 | 33 | 2.78% | 1,177 | 36 | 26% | 0 | 0 | 35% | 29% | 0% | 6% | 4 | 0 | 2nd VDG |
| 22 W | | 49 | 0 | 49 | 0% | 0 | 0 | 0 | 1542 | 0 | 1542 | 13 | 18 | -5 | -0.32% | 1,575 | 31 | 35% | 0 | 0 | 39% | 20% | 16% | 2% | 0 | 0 | |
| | | 192 | 0 | 192 | 0% | 1 | 0 | 1 | 5547 | 0 | 5547 | 143 | 106 | 37 | 0.67% | 5,636 | 29 | 42% | 0 | 0 | 32% | 26% | 6% | 2% | 14 | 0 | |




District Health Assessment for Multiple District 23 through July 2025

|  | | Clubs | | | | | | | Membership | | | | | | | Member Strength | | Cancellation | | Reports | | | Finance | Leadership | | | |
|--|---|--------------|---------------------|-------------|--|-----------|-----------------|------------------------|---------------------------------|-------------------------------------|-----------------------------|---------|----------|--|---|----------------------------|-------------------------------|--------------------------------------|----------------------------|-------------------------------------|------------------------------|----------------------|----------------------------------|----------------------------------|--------------------------------|----------------------------------|--------------------------------|
| District Name | Status/ Number of Months in Status * | Active Clubs | Clubs in Status Quo | Total Clubs | % Status Quo Clubs in Financial Suspension | New Clubs | Cancelled Clubs | YTD Net Club Gain/Loss | Current Members In Active Clubs | Current Members In Status Quo Clubs | Current Total Members Count | YTD Add | YTD Drop | YTD NetGrowth (includes Active and Status Quo) | YTD NetGrowth% (includes Active and Status Quo) | Member Count 12 Months Ago | Average Member Count Per Club | % of Clubs with less than 20 members | Average Cancelled Club Age | Members Lost Due to Cancelled Clubs | % of Clubs Reporting Service | % No MMR in 3 Months | % No Officer Report in 12 months | % of Clubs with balance 90+ days | Number of Zone Chairs Recorded | Number of Region Chairs Recorded | District Officers Vacancies ** |
| 23 A | | 48 | 0 | 48 | 0% | 0 | 0 | 0 | 1288 | 0 | 1288 | 9 | 27 | -18 | -1.38% | 1,258 | 27 | 46% | 0 | 0 | 33% | 35% | 4% | 0% | 5 | 0 | |
| 23 B | | 56 | 0 | 56 | 0% | 0 | 0 | 0 | 1772 | 0 | 1772 | 6 | 15 | -9 | -0.51% | 1,781 | 32 | 23% | 0 | 0 | 25% | 18% | 2% | 4% | 6 | 0 | |
| 23 C | | 57 | 0 | 57 | 0% | 0 | 0 | 0 | 1625 | 0 | 1625 | 15 | 15 | 0 | 0.00% | 1,507 | 29 | 37% | 0 | 0 | 35% | 16% | 4% | 0% | 11 | 0 | |
| | | 161 | 0 | 161 | 0% | 0 | 0 | 0 | 4685 | 0 | 4685 | 30 | 57 | -27 | -0.57% | 4,546 | 29 | 35% | 0 | 0 | 31% | 22% | 3% | 1% | 22 | 0 | |




District Health Assessment for Multiple District 24 through July 2025

|  | | Clubs | | | | | | | Membership | | | | | | | Member Strength | | Cancellation | | Reports | | | Finance | Leadership | | | |
|--|---|--------------|---------------------|-------------|--|-----------|-----------------|------------------------|---------------------------------|-------------------------------------|-----------------------------|---------|----------|--|---|----------------------------|-------------------------------|--------------------------------------|----------------------------|-------------------------------------|------------------------------|----------------------|----------------------------------|----------------------------------|--------------------------------|----------------------------------|--------------------------------|
| District Name | Status/ Number of Months in Status * | Active Clubs | Clubs in Status Quo | Total Clubs | % Status Quo Clubs in Financial Suspension | New Clubs | Cancelled Clubs | YTD Net Club Gain/Loss | Current Members In Active Clubs | Current Members In Status Quo Clubs | Current Total Members Count | YTD Add | YTD Drop | YTD NetGrowth (includes Active and Status Quo) | YTD NetGrowth% (includes Active and Status Quo) | Member Count 12 Months Ago | Average Member Count Per Club | % of Clubs with less than 20 members | Average Cancelled Club Age | Members Lost Due to Cancelled Clubs | % of Clubs Reporting Service | % No MMR in 3 Months | % No Officer Report in 12 months | % of Clubs with balance 90+ days | Number of Zone Chairs Recorded | Number of Region Chairs Recorded | District Officers Vacancies ** |
| 24 C | | 50 | 0 | 50 | 0% | 0 | 0 | 0 | 1261 | 0 | 1261 | 21 | 5 | 16 | 1.29% | 1,261 | 25 | 46% | 0 | 0 | 28% | 24% | 6% | 0% | 6 | 0 | |
| 24 I | | 78 | 0 | 78 | 0% | 0 | 0 | 0 | 1552 | 0 | 1552 | 15 | 12 | 3 | 0.19% | 1,634 | 20 | 64% | 0 | 0 | 32% | 38% | 17% | 0% | 0 | 0 | |
| 24 L | | 78 | 0 | 78 | 0% | 0 | 0 | 0 | 2208 | 0 | 2208 | 19 | 24 | -5 | -0.23% | 2,188 | 28 | 46% | 0 | 0 | 37% | 26% | 0% | 4% | 14 | 5 | |
| | | 206 | 0 | 206 | 0% | 0 | 0 | 0 | 5021 | 0 | 5021 | 55 | 41 | 14 | 0.28% | 5,083 | 24 | 53% | 0 | 0 | 33% | 30% | 8% | 1% | 20 | 5 | |




District Health Assessment for Multiple District 25 through July 2025

|  | | Clubs | | | | | | | Membership | | | | | | | Member Strength | | Cancellation | | Reports | | | Finance | Leadership | | | |
|--|---|--------------|---------------------|-------------|--|-----------|-----------------|------------------------|---------------------------------|-------------------------------------|-----------------------------|---------|----------|--|---|----------------------------|-------------------------------|--------------------------------------|----------------------------|-------------------------------------|------------------------------|----------------------|----------------------------------|----------------------------------|--------------------------------|----------------------------------|--------------------------------|
| District Name | Status/ Number of Months in Status * | Active Clubs | Clubs in Status Quo | Total Clubs | % Status Quo Clubs in Financial Suspension | New Clubs | Cancelled Clubs | YTD Net Club Gain/Loss | Current Members In Active Clubs | Current Members In Status Quo Clubs | Current Total Members Count | YTD Add | YTD Drop | YTD NetGrowth (includes Active and Status Quo) | YTD NetGrowth% (includes Active and Status Quo) | Member Count 12 Months Ago | Average Member Count Per Club | % of Clubs with less than 20 members | Average Cancelled Club Age | Members Lost Due to Cancelled Clubs | % of Clubs Reporting Service | % No MMR in 3 Months | % No Officer Report in 12 months | % of Clubs with balance 90+ days | Number of Zone Chairs Recorded | Number of Region Chairs Recorded | District Officers Vacancies ** |
| 25 A | T(24) | 46 | 0 | 46 | 0% | 0 | 0 | 0 | 1093 | 0 | 1093 | 9 | 5 | 4 | 0.37% | 1,093 | 24 | 41% | 0 | 0 | 22% | 37% | 15% | 2% | 7 | 0 | GMT |
| 25 B | T(24) | 44 | 0 | 44 | 0% | 0 | 0 | 0 | 914 | 0 | 914 | 3 | 9 | -6 | -0.65% | 968 | 21 | 55% | 0 | 0 | 20% | 30% | 16% | 0% | 0 | 0 | 2nd VDG |
| 25 C | T(2) | 49 | 0 | 49 | 0% | 0 | 0 | 0 | 1241 | 0 | 1241 | 7 | 11 | -4 | -0.32% | 1,284 | 25 | 61% | 0 | 0 | 47% | 31% | 16% | 2% | 0 | 0 | 2nd VDG |
| 25 D | T(24) | 34 | 0 | 34 | 0% | 0 | 0 | 0 | 1144 | 0 | 1144 | 4 | 11 | -7 | -0.61% | 1,126 | 34 | 38% | 0 | 0 | 74% | 29% | 3% | 0% | 6 | 0 | |
| 25 E | T(24) | 47 | 0 | 47 | 0% | 0 | 0 | 0 | 1090 | 0 | 1090 | 7 | 6 | 1 | 0.09% | 1,088 | 23 | 51% | 0 | 0 | 55% | 38% | 0% | 0% | 0 | 0 | |
| 25 F | T(12) | 51 | 0 | 51 | 0% | 0 | 0 | 0 | 1203 | 0 | 1203 | 17 | 11 | 6 | 0.50% | 1,222 | 24 | 41% | 0 | 0 | 37% | 18% | 0% | 2% | 0 | 0 | |
| 25 G | T(24) | 44 | 0 | 44 | 0% | 0 | 0 | 0 | 1119 | 0 | 1119 | 12 | 10 | 2 | 0.18% | 1,149 | 25 | 39% | 0 | 0 | 36% | 30% | 9% | 0% | 8 | 0 | 2nd VDG |
| | | 315 | 0 | 315 | 0% | 0 | 0 | 0 | 7804 | 0 | 7804 | 59 | 63 | -4 | -0.05% | 7,930 | 25 | 47% | 0 | 0 | 41% | 30% | 9% | 1% | 21 | 0 | |




District Health Assessment for Multiple District 26 through July 2025

|  | | Clubs | | | | | | | Membership | | | | | | | Member Strength | | Cancellation | | Reports | | | Finance | Leadership | | | |
|--|---|--------------|---------------------|-------------|--|-----------|-----------------|------------------------|---------------------------------|-------------------------------------|-----------------------------|---------|----------|--|---|----------------------------|-------------------------------|--------------------------------------|----------------------------|-------------------------------------|------------------------------|----------------------|----------------------------------|----------------------------------|--------------------------------|----------------------------------|--------------------------------|
| District Name | Status/ Number of Months in Status * | Active Clubs | Clubs in Status Quo | Total Clubs | % Status Quo Clubs in Financial Suspension | New Clubs | Cancelled Clubs | YTD Net Club Gain/Loss | Current Members In Active Clubs | Current Members In Status Quo Clubs | Current Total Members Count | YTD Add | YTD Drop | YTD NetGrowth (includes Active and Status Quo) | YTD NetGrowth% (includes Active and Status Quo) | Member Count 12 Months Ago | Average Member Count Per Club | % of Clubs with less than 20 members | Average Cancelled Club Age | Members Lost Due to Cancelled Clubs | % of Clubs Reporting Service | % No MMR in 3 Months | % No Officer Report in 12 months | % of Clubs with balance 90+ days | Number of Zone Chairs Recorded | Number of Region Chairs Recorded | District Officers Vacancies ** |
| 26 M1 | T(24) | 32 | 0 | 32 | 0% | 0 | 0 | 0 | 865 | 0 | 865 | 15 | 3 | 12 | 1.41% | 893 | 27 | 53% | 0 | 0 | 9% | 44% | 0% | 6% | 0 | 0 | 1st VDG,2nd VDG |
| 26 M2 | T(24) | 37 | 0 | 37 | 0% | 0 | 0 | 0 | 1099 | 0 | 1099 | 8 | 10 | -2 | -0.18% | 1,111 | 30 | 38% | 0 | 0 | 24% | 38% | 5% | 0% | 7 | 0 | GLT,GMT,GST |
| 26 M3 | T(24) | 47 | 0 | 47 | 0% | 0 | 0 | 0 | 994 | 0 | 994 | 11 | 15 | -4 | -0.40% | 1,026 | 21 | 62% | 0 | 0 | 13% | 47% | 34% | 4% | 0 | 0 | 2nd VDG,GLT,GMT ,GST |
| 26 M4 | T(24) | 48 | 0 | 48 | 0% | 0 | 0 | 0 | 962 | 0 | 962 | 3 | 10 | -7 | -0.72% | 975 | 20 | 58% | 0 | 0 | 6% | 44% | 25% | 0% | 2 | 0 | |
| 26 M5 | T(24) | 38 | 0 | 38 | 0% | 0 | 0 | 0 | 854 | 0 | 854 | 12 | 8 | 4 | 0.47% | 833 | 22 | 55% | 0 | 0 | 39% | 34% | 5% | 0% | 4 | 0 | |
| 26 M6 | T(24) | 36 | 0 | 36 | 0% | 0 | 0 | 0 | 800 | 0 | 800 | 11 | 8 | 3 | 0.38% | 804 | 22 | 50% | 0 | 0 | 33% | 36% | 14% | 0% | 0 | 0 | 2nd VDG |
| 26 M7 | T(24) | 28 | 0 | 28 | 0% | 0 | 0 | 0 | 1103 | 0 | 1103 | 7 | 9 | -2 | -0.18% | 1,086 | 39 | 29% | 0 | 0 | 11% | 43% | 18% | 0% | 0 | 0 | GLT,GST |
| | | 266 | 0 | 266 | 0% | 0 | 0 | 0 | 6677 | 0 | 6677 | 67 | 63 | 4 | 0.06% | 6,728 | 25 | 51% | 0 | 0 | 19% | 41% | 16% | 2% | 13 | 0 | |




District Health Assessment for Multiple District 27 through July 2025

|  | | Clubs | | | | | | | Membership | | | | | | | Member Strength | | Cancellation | | Reports | | | Finance | Leadership | | | |
|--|---|--------------|---------------------|-------------|--|-----------|-----------------|------------------------|---------------------------------|-------------------------------------|-----------------------------|---------|----------|--|---|----------------------------|-------------------------------|--------------------------------------|----------------------------|-------------------------------------|------------------------------|----------------------|----------------------------------|----------------------------------|--------------------------------|----------------------------------|--------------------------------|
| District Name | Status/ Number of Months in Status * | Active Clubs | Clubs in Status Quo | Total Clubs | % Status Quo Clubs in Financial Suspension | New Clubs | Cancelled Clubs | YTD Net Club Gain/Loss | Current Members In Active Clubs | Current Members In Status Quo Clubs | Current Total Members Count | YTD Add | YTD Drop | YTD NetGrowth (includes Active and Status Quo) | YTD NetGrowth% (includes Active and Status Quo) | Member Count 12 Months Ago | Average Member Count Per Club | % of Clubs with less than 20 members | Average Cancelled Club Age | Members Lost Due to Cancelled Clubs | % of Clubs Reporting Service | % No MMR in 3 Months | % No Officer Report in 12 months | % of Clubs with balance 90+ days | Number of Zone Chairs Recorded | Number of Region Chairs Recorded | District Officers Vacancies ** |
| 27 A1 | | 52 | 0 | 52 | 0% | 0 | 0 | 0 | 1918 | 0 | 1918 | 8 | 17 | -9 | -0.47% | 1,935 | 37 | 31% | 0 | 0 | 29% | 23% | 0% | 0% | 5 | 0 | |
| 27 A2 | | 38 | 0 | 38 | 0% | 0 | 0 | 0 | 1289 | 0 | 1289 | 9 | 4 | 5 | 0.39% | 1,261 | 34 | 24% | 0 | 0 | 21% | 37% | 13% | 3% | 4 | 2 | 2nd VDG |
| 27 B1 | | 64 | 0 | 64 | 0% | 0 | 0 | 0 | 1787 | 0 | 1787 | 19 | 14 | 5 | 0.28% | 1,817 | 28 | 39% | 0 | 0 | 50% | 27% | 0% | 2% | 11 | 0 | |
| 27 B2 | | 66 | 0 | 66 | 0% | 0 | 0 | 0 | 2050 | 0 | 2050 | 14 | 15 | -1 | -0.05% | 2,098 | 31 | 29% | 0 | 0 | 42% | 32% | 6% | 2% | 11 | 0 | 1st VDG,2nd VDG |
| 27 C1 | | 51 | 0 | 51 | 0% | 0 | 0 | 0 | 1336 | 0 | 1336 | 10 | 12 | -2 | -0.15% | 1,367 | 26 | 29% | 0 | 0 | 18% | 33% | 0% | 0% | 0 | 0 | 1st VDG,2nd VDG |
| 27 C2 | | 40 | 0 | 40 | 0% | 0 | 0 | 0 | 1428 | 0 | 1428 | 24 | 20 | 4 | 0.28% | 1,454 | 36 | 23% | 0 | 0 | 25% | 20% | 0% | 0% | 7 | 3 | |
| 27 D1 | | 57 | 0 | 57 | 0% | 0 | 0 | 0 | 2013 | 0 | 2013 | 36 | 19 | 17 | 0.85% | 2,086 | 35 | 26% | 0 | 0 | 30% | 18% | 7% | 0% | 12 | 0 | |
| 27 D2 | | 47 | 0 | 47 | 0% | 0 | 0 | 0 | 1582 | 0 | 1582 | 23 | 16 | 7 | 0.44% | 1,589 | 34 | 26% | 0 | 0 | 28% | 21% | 6% | 0% | 7 | 5 | |
| 27 E1 | | 43 | 0 | 43 | 0% | 0 | 0 | 0 | 1391 | 0 | 1391 | 9 | 15 | -6 | -0.43% | 1,405 | 32 | 28% | 0 | 0 | 26% | 30% | 21% | 2% | 7 | 1 | |
| 27 E2 | | 43 | 0 | 43 | 0% | 0 | 0 | 0 | 1571 | 0 | 1571 | 15 | 12 | 3 | 0.19% | 1,566 | 37 | 23% | 0 | 0 | 26% | 30% | 0% | 2% | 6 | 0 | 2nd VDG |
| | | 501 | 0 | 501 | 0% | 0 | 0 | 0 | 16365 | 0 | 16365 | 167 | 144 | 23 | 0.14% | 16,578 | 33 | 28% | 0 | 0 | 31% | 27% | 5% | 1% | 70 | 11 | |




District Health Assessment for Multiple District 28 through July 2025

|  Status/ District Name Number of Months in Status * | | Clubs | | | | | | | Membership | | | | | | | Member Strength | | Cancellation | | Reports | | | Finance | Leadership | | | |
|--|-------|-----------------|------------------------------|----------------|--|--------------|--------------------|-------------------------------------|--|---|--------------------------------------|------------|-------------|--|---|-------------------------------------|--|--|-------------------------------------|---|---------------------------------------|-------------------------------|---|---|--|--|---|
| | | Active Clubs | Clubs in Status Quo | Total Clubs | % Status Quo Clubs in Financial Suspension | New Clubs | Cancelled Clubs | YTD Net Club Gain/ Loss | Current Members In Active Clubs | Current Members In Status Quo Clubs | Current Total Members Count | YTD Add | YTD Drop | YTD NetGrowth (includes Active and Status Quo) | YTD NetGrowth% (includes Active and Status Quo) | Member Count 12 Months Ago | Average Member Count Per Club | % of Clubs with less than 20 members | Average Cancelled Club Age | Members Lost Due to Cancelled Clubs | % of Clubs Reporting Service | % No MMR in 3 Months | % No Officer Report in 12 months | % of Clubs with balance 90+ days | Number of Zone Chairs Recorded | Number of Region Chairs Recorded | District Officers Vacancies ** |
| 28 U | T(24) | 25 | 0 | 25 | 0% | 0 | 0 | 0 | 390 | 0 | 390 | 11 | 5 | 6 | 1.56% | 434 | 16 | 68% | 0 | 0 | 20% | 28% | 0% | 8% | 0 | 0 | 2nd VDG |
| 28 T | T(24) | 24 | 0 | 24 | 0% | 0 | 0 | 0 | 489 | 0 | 489 | 8 | 6 | 2 | 0.41% | 503 | 20 | 67% | 0 | 0 | 4% | 21% | 0% | 4% | 0 | 0 | |
| | | 49 | 0 | 49 | 0% | 0 | 0 | 0 | 879 | 0 | 879 | 19 | 11 | 8 | 0.92% | 937 | 18 | 67% | 0 | 0 | 12% | 24% | 0% | 6% | 0 | 0 | |




District Health Assessment for Multiple District 29 through July 2025

|  | | Clubs | | | | | | | Membership | | | | | | | Member Strength | | Cancellation | | Reports | | | Finance | Leadership | | | |
|--|---|--------------|---------------------|-------------|--|-----------|-----------------|------------------------|---------------------------------|-------------------------------------|-----------------------------|---------|----------|--|---|----------------------------|-------------------------------|--------------------------------------|----------------------------|-------------------------------------|------------------------------|----------------------|----------------------------------|----------------------------------|--------------------------------|----------------------------------|---------------------------------|
| District Name | Status/ Number of Months in Status * | Active Clubs | Clubs in Status Quo | Total Clubs | % Status Quo Clubs in Financial Suspension | New Clubs | Cancelled Clubs | YTD Net Club Gain/Loss | Current Members In Active Clubs | Current Members In Status Quo Clubs | Current Total Members Count | YTD Add | YTD Drop | YTD NetGrowth (includes Active and Status Quo) | YTD NetGrowth% (includes Active and Status Quo) | Member Count 12 Months Ago | Average Member Count Per Club | % of Clubs with less than 20 members | Average Cancelled Club Age | Members Lost Due to Cancelled Clubs | % of Clubs Reporting Service | % No MMR in 3 Months | % No Officer Report in 12 months | % of Clubs with balance 90+ days | Number of Zone Chairs Recorded | Number of Region Chairs Recorded | District Officers Vacancies ** |
| 29 L | T(24) | 46 | 0 | 46 | 0% | 0 | 0 | 0 | 910 | 0 | 910 | 7 | 8 | -1 | -0.11% | 985 | 20 | 59% | 0 | 0 | 15% | 35% | 15% | 2% | 5 | 0 | |
| 29 C | T(24) | 41 | 0 | 41 | 0% | 0 | 0 | 0 | 780 | 0 | 780 | 8 | 6 | 2 | 0.26% | 798 | 19 | 56% | 0 | 0 | 10% | 46% | 37% | 2% | 0 | 0 | DG,1st VDG,2nd VDG,GLT,GMT ,GST |
| 29 I | | 54 | 0 | 54 | 0% | 0 | 0 | 0 | 1347 | 0 | 1347 | 20 | 20 | 0 | 0.00% | 1,414 | 25 | 43% | 0 | 0 | 20% | 37% | 2% | 0% | 6 | 0 | 1st VDG,2nd VDG |
| | | 141 | 0 | 141 | 0% | 0 | 0 | 0 | 3037 | 0 | 3037 | 35 | 34 | 1 | 0.03% | 3,197 | 22 | 52% | 0 | 0 | 16% | 39% | 16% | 1% | 11 | 0 | |




District Health Assessment for Multiple District 30 through July 2025

| <div></div> <div>Status/ Number of Months in Status *</div> | | Clubs | | | | | | | Membership | | | | | | | Member Strength | | Cancellation | | Reports | | | Finance | | Leadership | | |
|---|-------|-----------------|------------------------------|----------------|--|--------------|--------------------|-------------------------------------|--|---|--------------------------------------|------------|-------------|--|---|-------------------------------------|--|--|-------------------------------------|---|---------------------------------------|-------------------------------|---|---|--|--|---|
| | | Active Clubs | Clubs in Status Quo | Total Clubs | % Status Quo Clubs in Financial Suspension | New Clubs | Cancelled Clubs | YTD Net Club Gain/ Loss | Current Members In Active Clubs | Current Members In Status Quo Clubs | Current Total Members Count | YTD Add | YTD Drop | YTD NetGrowth (includes Active and Status Quo) | YTD NetGrowth% (includes Active and Status Quo) | Member Count 12 Months Ago | Average Member Count Per Club | % of Clubs with less than 20 members | Average Cancelled Club Age | Members Lost Due to Cancelled Clubs | % of Clubs Reporting Service | % No MMR in 3 Months | % No Officer Report in 12 months | % of Clubs with balance 90+ days | Number of Zone Chairs Recorded | Number of Region Chairs Recorded | District Officers Vacancies ** |
| 30 M | T(24) | 42 | 0 | 42 | 0% | 0 | 1 | -1 | 776 | 0 | 776 | 23 | 20 | 3 | 0.39% | 795 | 18 | 62% | 32 | 5 | 14% | 29% | 10% | 0% | 0 | 0 | 2nd VDG |
| 30 S | T(24) | 35 | 0 | 35 | 0% | 0 | 0 | 0 | 670 | 0 | 670 | 0 | 4 | -4 | -0.59% | 697 | 19 | 69% | 0 | 0 | 0% | 37% | 9% | 3% | 0 | 0 | |
| | | 77 | 0 | 77 | 0% | 0 | 1 | -1 | 1446 | 0 | 1446 | 23 | 24 | -1 | -0.07% | 1,492 | 19 | 65% | 32 | 5 | 8% | 32% | 9% | 1% | 0 | 0 | |




District Health Assessment for Multiple District 31 through July 2025

|  | | Clubs | | | | | | | Membership | | | | | | | Member Strength | | Cancellation | | Reports | | | Finance | Leadership | | | |
|--|---|--------------|---------------------|-------------|--|-----------|-----------------|------------------------|---------------------------------|-------------------------------------|-----------------------------|---------|----------|--|---|----------------------------|-------------------------------|--------------------------------------|----------------------------|-------------------------------------|------------------------------|----------------------|----------------------------------|----------------------------------|--------------------------------|----------------------------------|--------------------------------|
| District Name | Status/ Number of Months in Status * | Active Clubs | Clubs in Status Quo | Total Clubs | % Status Quo Clubs in Financial Suspension | New Clubs | Cancelled Clubs | YTD Net Club Gain/Loss | Current Members In Active Clubs | Current Members In Status Quo Clubs | Current Total Members Count | YTD Add | YTD Drop | YTD NetGrowth (includes Active and Status Quo) | YTD NetGrowth% (includes Active and Status Quo) | Member Count 12 Months Ago | Average Member Count Per Club | % of Clubs with less than 20 members | Average Cancelled Club Age | Members Lost Due to Cancelled Clubs | % of Clubs Reporting Service | % No MMR in 3 Months | % No Officer Report in 12 months | % of Clubs with balance 90+ days | Number of Zone Chairs Recorded | Number of Region Chairs Recorded | District Officers Vacancies ** |
| 31 L | T(24) | 42 | 0 | 42 | 0% | 0 | 0 | 0 | 635 | 0 | 635 | 6 | 6 | 0 | 0.00% | 664 | 15 | 74% | 0 | 0 | 31% | 45% | 31% | 0% | 1 | 3 | 2nd VDG |
| 31 I | T(24) | 45 | 0 | 45 | 0% | 0 | 0 | 0 | 847 | 0 | 847 | 10 | 3 | 7 | 0.83% | 878 | 19 | 60% | 0 | 0 | 24% | 33% | 11% | 0% | 8 | 0 | |
| 31 O | T(24) | 51 | 0 | 51 | 0% | 0 | 0 | 0 | 1011 | 0 | 1011 | 22 | 13 | 9 | 0.90% | 1,053 | 20 | 57% | 0 | 0 | 33% | 33% | 0% | 0% | 9 | 0 | 2nd VDG |
| 31 N | T(24) | 51 | 0 | 51 | 0% | 0 | 0 | 0 | 954 | 0 | 954 | 7 | 10 | -3 | -0.31% | 963 | 19 | 75% | 0 | 0 | 14% | 41% | 16% | 0% | 9 | 0 | |
| 31 S | T(24) | 43 | 0 | 43 | 0% | 0 | 0 | 0 | 790 | 0 | 790 | 5 | 7 | -2 | -0.25% | 842 | 18 | 63% | 0 | 0 | 23% | 53% | 26% | 0% | 0 | 0 | 2nd VDG |
| | | 232 | 0 | 232 | 0% | 0 | 0 | 0 | 4237 | 0 | 4237 | 50 | 39 | 11 | 0.26% | 4,400 | 18 | 66% | 0 | 0 | 25% | 41% | 16% | 0% | 27 | 3 | |




District Health Assessment for Multiple District 32 through July 2025

|  | Status/ District Name | Number of Months in Status * | Clubs | | | | | Membership | | | | | | | Member Strength | | Cancellation | | Reports | | | Finance | | Leadership | | | | |
|--|-----------------------------|------------------------------------|-----------------|------------------------------|----------------|--|--------------|--------------------|-------------------------------------|--|---|--------------------------------------|------------|-------------|--|---|-------------------------------------|--|--|-------------------------------------|---|---------------------------------------|-------------------------------|---|---|--|--|---|
| | | | Active Clubs | Clubs in Status Quo | Total Clubs | % Status Quo Clubs in Financial Suspension | New Clubs | Cancelled Clubs | YTD Net Club Gain/ Loss | Current Members In Active Clubs | Current Members In Status Quo Clubs | Current Total Members Count | YTD Add | YTD Drop | YTD NetGrowth (includes Active and Status Quo) | YTD NetGrowth% (includes Active and Status Quo) | Member Count 12 Months Ago | Average Member Count Per Club | % of Clubs with less than 20 members | Average Cancelled Club Age | Members Lost Due to Cancelled Clubs | % of Clubs Reporting Service | % No MMR in 3 Months | % No Officer Report in 12 months | % of Clubs with balance 90+ days | Number of Zone Chairs Recorded | Number of Region Chairs Recorded | District Officers Vacancies ** |
| | 32 C | | 54 | 0 | 54 | 0% | 0 | 0 | 0 | 1305 | 0 | 1305 | 17 | 21 | -4 | -0.31% | 1,340 | 24 | 52% | 0 | 0 | 39% | 39% | 19% | 0% | 7 | 0 | |
| | 32 S | | 59 | 0 | 59 | 0% | 0 | 0 | 0 | 1579 | 0 | 1579 | 30 | 25 | 5 | 0.32% | 1,513 | 27 | 44% | 0 | 0 | 29% | 31% | 15% | 2% | 8 | 0 | 2nd VDG |
| | | | 113 | 0 | 113 | 0% | 0 | 0 | 0 | 2884 | 0 | 2884 | 47 | 46 | 1 | 0.03% | 2,853 | 26 | 48% | 0 | 0 | 34% | 35% | 17% | 1% | 15 | 0 | |




District Health Assessment for Multiple District 33 through July 2025

|  | | Clubs | | | | | | | Membership | | | | | | | Member Strength | | Cancellation | | Reports | | | Finance | Leadership | | | |
|--|---|--------------|---------------------|-------------|--|-----------|-----------------|------------------------|---------------------------------|-------------------------------------|-----------------------------|---------|----------|--|---|----------------------------|-------------------------------|--------------------------------------|----------------------------|-------------------------------------|------------------------------|----------------------|----------------------------------|----------------------------------|--------------------------------|----------------------------------|--------------------------------|
| District Name | Status/ Number of Months in Status * | Active Clubs | Clubs in Status Quo | Total Clubs | % Status Quo Clubs in Financial Suspension | New Clubs | Cancelled Clubs | YTD Net Club Gain/Loss | Current Members In Active Clubs | Current Members In Status Quo Clubs | Current Total Members Count | YTD Add | YTD Drop | YTD NetGrowth (includes Active and Status Quo) | YTD NetGrowth% (includes Active and Status Quo) | Member Count 12 Months Ago | Average Member Count Per Club | % of Clubs with less than 20 members | Average Cancelled Club Age | Members Lost Due to Cancelled Clubs | % of Clubs Reporting Service | % No MMR in 3 Months | % No Officer Report in 12 months | % of Clubs with balance 90+ days | Number of Zone Chairs Recorded | Number of Region Chairs Recorded | District Officers Vacancies ** |
| 33 Y | T(24) | 29 | 0 | 29 | 0% | 0 | 0 | 0 | 730 | 0 | 730 | 2 | 8 | -6 | -0.82% | 741 | 25 | 48% | 0 | 0 | 24% | 45% | 24% | 7% | 0 | 0 | 2nd VDG |
| 33 A | T(24) | 45 | 0 | 45 | 0% | 0 | 0 | 0 | 1147 | 0 | 1147 | 5 | 12 | -7 | -0.61% | 1,210 | 25 | 53% | 0 | 0 | 24% | 38% | 11% | 0% | 8 | 0 | |
| 33 N | T(24) | 37 | 0 | 37 | 0% | 0 | 0 | 0 | 1021 | 0 | 1021 | 12 | 9 | 3 | 0.29% | 1,063 | 28 | 35% | 0 | 0 | 27% | 35% | 14% | 0% | 3 | 0 | 2nd VDG |
| 33 K | | 47 | 0 | 47 | 0% | 0 | 0 | 0 | 1436 | 0 | 1436 | 24 | 10 | 14 | 0.98% | 1,467 | 31 | 40% | 0 | 0 | 38% | 17% | 4% | 4% | 9 | 3 | |
| 33 S | | 46 | 0 | 46 | 0% | 0 | 0 | 0 | 1381 | 0 | 1381 | 14 | 7 | 7 | 0.51% | 1,431 | 30 | 46% | 0 | 0 | 26% | 22% | 7% | 0% | 7 | 0 | |
| | | 204 | 0 | 204 | 0% | 0 | 0 | 0 | 5715 | 0 | 5715 | 57 | 46 | 11 | 0.19% | 5,912 | 28 | 45% | 0 | 0 | 28% | 30% | 11% | 2% | 27 | 3 | |




District Health Assessment for Multiple District 34 through July 2025

|  | | Clubs | | | | | | | Membership | | | | | | | Member Strength | | Cancellation | | Reports | | | Finance | Leadership | | | |
|--|---|--------------|---------------------|-------------|--|-----------|-----------------|------------------------|---------------------------------|-------------------------------------|-----------------------------|---------|----------|--|---|----------------------------|-------------------------------|--------------------------------------|----------------------------|-------------------------------------|------------------------------|----------------------|----------------------------------|----------------------------------|--------------------------------|----------------------------------|--------------------------------|
| District Name | Status/ Number of Months in Status * | Active Clubs | Clubs in Status Quo | Total Clubs | % Status Quo Clubs in Financial Suspension | New Clubs | Cancelled Clubs | YTD Net Club Gain/Loss | Current Members In Active Clubs | Current Members In Status Quo Clubs | Current Total Members Count | YTD Add | YTD Drop | YTD NetGrowth (includes Active and Status Quo) | YTD NetGrowth% (includes Active and Status Quo) | Member Count 12 Months Ago | Average Member Count Per Club | % of Clubs with less than 20 members | Average Cancelled Club Age | Members Lost Due to Cancelled Clubs | % of Clubs Reporting Service | % No MMR in 3 Months | % No Officer Report in 12 months | % of Clubs with balance 90+ days | Number of Zone Chairs Recorded | Number of Region Chairs Recorded | District Officers Vacancies ** |
| 34 A | T(24) | 40 | 0 | 40 | 0% | 1 | 0 | 1 | 1052 | 0 | 1052 | 45 | 15 | 30 | 2.94% | 1,007 | 26 | 55% | 0 | 0 | 23% | 35% | 0% | 0% | 9 | 2 | |
| 34 B | T(24) | 35 | 0 | 35 | 0% | 0 | 0 | 0 | 719 | 0 | 719 | 5 | 4 | 1 | 0.14% | 670 | 21 | 63% | 0 | 0 | 11% | 37% | 0% | 11% | 4 | 0 | 2nd VDG, GLT |
| 34 C | T(24) | 35 | 0 | 35 | 0% | 0 | 0 | 0 | 915 | 0 | 915 | 16 | 6 | 10 | 1.10% | 919 | 26 | 46% | 0 | 0 | 31% | 40% | 6% | 0% | 7 | 1 | GLT |
| | | 110 | 0 | 110 | 0% | 1 | 0 | 1 | 2686 | 0 | 2686 | 66 | 25 | 41 | 1.55% | 2,596 | 24 | 55% | 0 | 0 | 22% | 37% | 2% | 4% | 20 | 3 | |




District Health Assessment for Multiple District 35 through July 2025

|  | | Clubs | | | | | | | Membership | | | | | | | Member Strength | | Cancellation | | Reports | | | Finance | Leadership | | | |
|--|---|--------------|---------------------|-------------|--|-----------|-----------------|------------------------|---------------------------------|-------------------------------------|-----------------------------|---------|----------|--|---|----------------------------|-------------------------------|--------------------------------------|----------------------------|-------------------------------------|------------------------------|----------------------|----------------------------------|----------------------------------|--------------------------------|----------------------------------|--------------------------------|
| District Name | Status/ Number of Months in Status * | Active Clubs | Clubs in Status Quo | Total Clubs | % Status Quo Clubs in Financial Suspension | New Clubs | Cancelled Clubs | YTD Net Club Gain/Loss | Current Members In Active Clubs | Current Members In Status Quo Clubs | Current Total Members Count | YTD Add | YTD Drop | YTD NetGrowth (includes Active and Status Quo) | YTD NetGrowth% (includes Active and Status Quo) | Member Count 12 Months Ago | Average Member Count Per Club | % of Clubs with less than 20 members | Average Cancelled Club Age | Members Lost Due to Cancelled Clubs | % of Clubs Reporting Service | % No MMR in 3 Months | % No Officer Report in 12 months | % of Clubs with balance 90+ days | Number of Zone Chairs Recorded | Number of Region Chairs Recorded | District Officers Vacancies ** |
| 35 L | T(24) | 52 | 0 | 52 | 0% | 0 | 0 | 0 | 1037 | 0 | 1037 | 6 | 5 | 1 | 0.10% | 1,001 | 20 | 60% | 0 | 0 | 38% | 31% | 10% | 2% | 0 | 0 | GLT |
| 35 I | T(24) | 38 | 0 | 38 | 0% | 0 | 0 | 0 | 993 | 0 | 993 | 17 | 11 | 6 | 0.61% | 1,019 | 26 | 47% | 0 | 0 | 39% | 18% | 8% | 0% | 7 | 0 | 2nd VDG |
| 35 O | T(24) | 42 | 0 | 42 | 0% | 0 | 0 | 0 | 1026 | 0 | 1026 | 14 | 8 | 6 | 0.59% | 1,099 | 24 | 50% | 0 | 0 | 48% | 29% | 21% | 2% | 8 | 1 | |
| 35 N | T(24) | 51 | 0 | 51 | 0% | 0 | 0 | 0 | 1077 | 0 | 1077 | 21 | 49 | -28 | -2.53% | 1,124 | 21 | 65% | 0 | 0 | 25% | 24% | 12% | 2% | 11 | 0 | 2nd VDG |
| | | 183 | 0 | 183 | 0% | 0 | 0 | 0 | 4133 | 0 | 4133 | 58 | 73 | -15 | -0.36% | 4,243 | 23 | 56% | 0 | 0 | 37% | 26% | 13% | 2% | 26 | 1 | |




District Health Assessment for Multiple District 36 through July 2025

|  Status/ District Name Number of Months in Status * | | Clubs | | | | | | | Membership | | | | | | | Member Strength | | Cancellation | | Reports | | | Finance | | Leadership | | |
|--|-------|-----------------|------------------------------|----------------|--|--------------|--------------------|-------------------------------------|--|---|--------------------------------------|------------|-------------|--|---|-------------------------------------|--|--|-------------------------------------|---|---------------------------------------|-------------------------------|---|---|--|--|---|
| | | Active Clubs | Clubs in Status Quo | Total Clubs | % Status Quo Clubs in Financial Suspension | New Clubs | Cancelled Clubs | YTD Net Club Gain/ Loss | Current Members In Active Clubs | Current Members In Status Quo Clubs | Current Total Members Count | YTD Add | YTD Drop | YTD NetGrowth (includes Active and Status Quo) | YTD NetGrowth% (includes Active and Status Quo) | Member Count 12 Months Ago | Average Member Count Per Club | % of Clubs with less than 20 members | Average Cancelled Club Age | Members Lost Due to Cancelled Clubs | % of Clubs Reporting Service | % No MMR in 3 Months | % No Officer Report in 12 months | % of Clubs with balance 90+ days | Number of Zone Chairs Recorded | Number of Region Chairs Recorded | District Officers Vacancies ** |
| 36 O | T(24) | 31 | 0 | 31 | 0% | 0 | 0 | 0 | 736 | 0 | 736 | 13 | 10 | 3 | 0.41% | 754 | 24 | 52% | 0 | 0 | 16% | 29% | 6% | 0% | 0 | 0 | |
| 36 R | T(24) | 31 | 0 | 31 | 0% | 0 | 0 | 0 | 669 | 0 | 669 | 3 | 5 | -2 | -0.30% | 646 | 22 | 58% | 0 | 0 | 29% | 26% | 0% | 0% | 8 | 0 | 1st VDG,2nd VDG |
| 36 E | T(24) | 29 | 0 | 29 | 0% | 0 | 0 | 0 | 562 | 0 | 562 | 9 | 13 | -4 | -0.71% | 575 | 19 | 62% | 0 | 0 | 7% | 38% | 17% | 3% | 2 | 0 | 1st VDG,2nd VDG |
| 36 G | T(24) | 24 | 0 | 24 | 0% | 0 | 0 | 0 | 598 | 0 | 598 | 4 | 13 | -9 | -1.48% | 663 | 25 | 54% | 0 | 0 | 8% | 38% | 13% | 0% | 0 | 0 | 1st VDG,2nd VDG |
| | | 115 | 0 | 115 | 0% | 0 | 0 | 0 | 2565 | 0 | 2565 | 29 | 41 | -12 | -0.47% | 2,638 | 22 | 57% | 0 | 0 | 16% | 32% | 9% | 1% | 10 | 0 | |




District Health Assessment for Multiple District 38 through July 2025

|  | | Clubs | | | | | | | Membership | | | | | | | Member Strength | | Cancellation | | Reports | | | Finance | | Leadership | | |
|--|---|--------------|---------------------|-------------|--|-----------|-----------------|------------------------|---------------------------------|-------------------------------------|-----------------------------|---------|----------|--|---|----------------------------|-------------------------------|--------------------------------------|----------------------------|-------------------------------------|------------------------------|----------------------|----------------------------------|----------------------------------|--------------------------------|----------------------------------|--------------------------------|
| District Name | Status/ Number of Months in Status * | Active Clubs | Clubs in Status Quo | Total Clubs | % Status Quo Clubs in Financial Suspension | New Clubs | Cancelled Clubs | YTD Net Club Gain/Loss | Current Members In Active Clubs | Current Members In Status Quo Clubs | Current Total Members Count | YTD Add | YTD Drop | YTD NetGrowth (includes Active and Status Quo) | YTD NetGrowth% (includes Active and Status Quo) | Member Count 12 Months Ago | Average Member Count Per Club | % of Clubs with less than 20 members | Average Cancelled Club Age | Members Lost Due to Cancelled Clubs | % of Clubs Reporting Service | % No MMR in 3 Months | % No Officer Report in 12 months | % of Clubs with balance 90+ days | Number of Zone Chairs Recorded | Number of Region Chairs Recorded | District Officers Vacancies ** |
| 38 L | T(24) | 37 | 0 | 37 | 0% | 0 | 0 | 0 | 697 | 0 | 697 | 3 | 5 | -2 | -0.29% | 717 | 19 | 65% | 0 | 0 | 5% | 51% | 0% | 3% | 0 | 0 | DG,2nd VDG,GLT,GMT ,GST |
| 38 I | T(24) | 32 | 0 | 32 | 0% | 0 | 0 | 0 | 732 | 0 | 732 | 2 | 6 | -4 | -0.54% | 716 | 23 | 47% | 0 | 0 | 9% | 44% | 3% | 3% | 0 | 0 | GLT,GMT,GST |
| 38 O | T(24) | 25 | 0 | 25 | 0% | 0 | 0 | 0 | 666 | 0 | 666 | 5 | 20 | -15 | -2.20% | 694 | 27 | 48% | 0 | 0 | 36% | 20% | 4% | 0% | 0 | 0 | |
| 38 N | T(24) | 28 | 0 | 28 | 0% | 0 | 0 | 0 | 641 | 0 | 641 | 2 | 3 | -1 | -0.16% | 669 | 23 | 61% | 0 | 0 | 25% | 43% | 0% | 4% | 0 | 0 | |
| | | 122 | 0 | 122 | 0% | 0 | 0 | 0 | 2736 | 0 | 2736 | 12 | 34 | -22 | -0.80% | 2,796 | 22 | 56% | 0 | 0 | 17% | 41% | 2% | 2% | 0 | 0 | |




District Health Assessment for Multiple District 39 through July 2025

| <div></div> <div>Status/ Number of Months in Status *</div> | | Clubs | | | | | | | Membership | | | | | | | Member Strength | | Cancellation | | Reports | | | Finance | | Leadership | | |
|---|-------|--------------|---------------------|-------------|--|-----------|-----------------|------------------------|---------------------------------|-------------------------------------|-----------------------------|---------|----------|--|---|----------------------------|-------------------------------|--------------------------------------|----------------------------|-------------------------------------|------------------------------|----------------------|----------------------------------|----------------------------------|--------------------------------|----------------------------------|--------------------------------|
| | | Active Clubs | Clubs in Status Quo | Total Clubs | % Status Quo Clubs in Financial Suspension | New Clubs | Cancelled Clubs | YTD Net Club Gain/Loss | Current Members In Active Clubs | Current Members In Status Quo Clubs | Current Total Members Count | YTD Add | YTD Drop | YTD NetGrowth (includes Active and Status Quo) | YTD NetGrowth% (includes Active and Status Quo) | Member Count 12 Months Ago | Average Member Count Per Club | % of Clubs with less than 20 members | Average Cancelled Club Age | Members Lost Due to Cancelled Clubs | % of Clubs Reporting Service | % No MMR in 3 Months | % No Officer Report in 12 months | % of Clubs with balance 90+ days | Number of Zone Chairs Recorded | Number of Region Chairs Recorded | District Officers Vacancies ** |
| 39 W | T(24) | 30 | 0 | 30 | 0% | 0 | 0 | 0 | 896 | 0 | 896 | 9 | 11 | -2 | -0.22% | 858 | 30 | 33% | 0 | 0 | 27% | 20% | 23% | 0% | 0 | 0 | |
| 39 E | T(24) | 23 | 0 | 23 | 0% | 0 | 0 | 0 | 370 | 0 | 370 | 1 | 5 | -4 | -1.07% | 357 | 16 | 74% | 0 | 0 | 13% | 13% | 0% | 0% | 0 | 0 | 2nd VDG |
| | | 53 | 0 | 53 | 0% | 0 | 0 | 0 | 1266 | 0 | 1266 | 10 | 16 | -6 | -0.47% | 1,215 | 24 | 51% | 0 | 0 | 21% | 17% | 13% | 0% | 0 | 0 | |



District Health Assessment for Multiple District 43 through July 2025

|  | Clubs | | | | | | | | Membership | | | | | | | Member Strength | | Cancellation | | Reports | | | Finance | Leadership | | | |
|--|-----------------------------|------------------------------------|-----------------|------------------------------|----------------|--|--------------|--------------------|-------------------------------------|--|---|--------------------------------------|------------|-------------|--|---|-------------------------------------|--|--|-------------------------------------|---|---------------------------------------|-------------------------------|---|---|--|--|
| | Status/ District Name | Number of Months in Status * | Active Clubs | Clubs in Status Quo | Total Clubs | % Status Quo Clubs in Financial Suspension | New Clubs | Cancelled Clubs | YTD Net Club Gain/ Loss | Current Members In Active Clubs | Current Members In Status Quo Clubs | Current Total Members Count | YTD Add | YTD Drop | YTD NetGrowth (includes Active and Status Quo) | YTD NetGrowth% (includes Active and Status Quo) | Member Count 12 Months Ago | Average Member Count Per Club | % of Clubs with less than 20 members | Average Cancelled Club Age | Members Lost Due to Cancelled Clubs | % of Clubs Reporting Service | % No MMR in 3 Months | % No Officer Report in 12 months | % of Clubs with balance 90+ days | Number of Zone Chairs Recorded | Number of Region Chairs Recorded |
| 43 K | | 73 | 0 | 73 | 0% | 1 | 0 | 1 | 2070 | 0 | 2070 | 47 | 30 | 17 | 0.83% | 1,995 | 28 | 38% | 0 | 0 | 22% | 29% | 0% | 1% | 13 | 4 | |
| 43 Y | | 72 | 0 | 72 | 0% | 0 | 0 | 0 | 1645 | 0 | 1645 | 18 | 12 | 6 | 0.37% | 1,639 | 23 | 54% | 0 | 0 | 17% | 35% | 1% | 4% | 7 | 1 | |
| | | 145 | 0 | 145 | 0% | 1 | 0 | 1 | 3715 | 0 | 3715 | 65 | 42 | 23 | 0.62% | 3,634 | 26 | 46% | 0 | 0 | 19% | 32% | 1% | 3% | 20 | 5 | |




District Health Assessment for Multiple District 44 through July 2025

| <div></div> <div>Status/ Number of Months in Status *</div> | | Clubs | | | | | | | Membership | | | | | | | Member Strength | | Cancellation | | Reports | | | Finance | | Leadership | | |
|---|-------|-----------------|------------------------------|----------------|--|--------------|--------------------|-------------------------------------|--|---|--------------------------------------|------------|-------------|--|---|-------------------------------------|--|--|-------------------------------------|---|---------------------------------------|-------------------------------|---|---|--|--|---|
| | | Active Clubs | Clubs in Status Quo | Total Clubs | % Status Quo Clubs in Financial Suspension | New Clubs | Cancelled Clubs | YTD Net Club Gain/ Loss | Current Members In Active Clubs | Current Members In Status Quo Clubs | Current Total Members Count | YTD Add | YTD Drop | YTD NetGrowth (includes Active and Status Quo) | YTD NetGrowth% (includes Active and Status Quo) | Member Count 12 Months Ago | Average Member Count Per Club | % of Clubs with less than 20 members | Average Cancelled Club Age | Members Lost Due to Cancelled Clubs | % of Clubs Reporting Service | % No MMR in 3 Months | % No Officer Report in 12 months | % of Clubs with balance 90+ days | Number of Zone Chairs Recorded | Number of Region Chairs Recorded | District Officers Vacancies ** |
| 44 N | T(24) | 41 | 0 | 41 | 0% | 0 | 0 | 0 | 1037 | 0 | 1037 | 4 | 7 | -3 | -0.29% | 1,023 | 25 | 44% | 0 | 0 | 46% | 20% | 2% | 0% | 7 | 0 | 2nd VDG |
| 44 H | T(21) | 38 | 0 | 38 | 0% | 0 | 0 | 0 | 1218 | 0 | 1218 | 9 | 5 | 4 | 0.33% | 1,226 | 32 | 37% | 0 | 0 | 34% | 24% | 8% | 3% | 5 | 0 | 2nd VDG |
| | | 79 | 0 | 79 | 0% | 0 | 0 | 0 | 2255 | 0 | 2255 | 13 | 12 | 1 | 0.04% | 2,249 | 29 | 41% | 0 | 0 | 41% | 22% | 5% | 1% | 12 | 0 | |




District Health Assessment for Multiple District 49 through July 2025

| <div></div> <div>Status/ Number of Months in Status *</div> | | Clubs | | | | | | | Membership | | | | | | | Member Strength | | Cancellation | | Reports | | | Finance | | Leadership | | |
|---|-------|-----------------|------------------------------|----------------|--|--------------|--------------------|-------------------------------------|--|---|--------------------------------------|------------|-------------|--|---|-------------------------------------|--|--|-------------------------------------|---|---------------------------------------|-------------------------------|---|---|--|--|---|
| | | Active Clubs | Clubs in Status Quo | Total Clubs | % Status Quo Clubs in Financial Suspension | New Clubs | Cancelled Clubs | YTD Net Club Gain/ Loss | Current Members In Active Clubs | Current Members In Status Quo Clubs | Current Total Members Count | YTD Add | YTD Drop | YTD NetGrowth (includes Active and Status Quo) | YTD NetGrowth% (includes Active and Status Quo) | Member Count 12 Months Ago | Average Member Count Per Club | % of Clubs with less than 20 members | Average Cancelled Club Age | Members Lost Due to Cancelled Clubs | % of Clubs Reporting Service | % No MMR in 3 Months | % No Officer Report in 12 months | % of Clubs with balance 90+ days | Number of Zone Chairs Recorded | Number of Region Chairs Recorded | District Officers Vacancies ** |
| 49 A | T(24) | 32 | 0 | 32 | 0% | 0 | 0 | 0 | 1111 | 0 | 1111 | 50 | 47 | 3 | 0.27% | 1,049 | 35 | 31% | 0 | 0 | 31% | 25% | 0% | 6% | 6 | 0 | |
| 49 B | T(24) | 21 | 0 | 21 | 0% | 0 | 0 | 0 | 637 | 0 | 637 | 6 | 4 | 2 | 0.31% | 669 | 30 | 5% | 0 | 0 | 14% | 19% | 0% | 0% | 0 | 0 | 2nd VDG |
| | | 53 | 0 | 53 | 0% | 0 | 0 | 0 | 1748 | 0 | 1748 | 56 | 51 | 5 | 0.29% | 1,718 | 33 | 21% | 0 | 0 | 25% | 23% | 0% | 4% | 6 | 0 | |



District Health Assessment for Multiple District 51 through July 2025

|  | | Clubs | | | | | | | Membership | | | | | | | Member Strength | | Cancellation | | Reports | | | Finance | Leadership | | | |
|--|---|--------------|---------------------|-------------|--|-----------|-----------------|------------------------|---------------------------------|-------------------------------------|-----------------------------|---------|----------|--|---|----------------------------|-------------------------------|--------------------------------------|----------------------------|-------------------------------------|------------------------------|----------------------|----------------------------------|----------------------------------|--------------------------------|----------------------------------|--------------------------------|
| District Name | Status/ Number of Months in Status * | Active Clubs | Clubs in Status Quo | Total Clubs | % Status Quo Clubs in Financial Suspension | New Clubs | Cancelled Clubs | YTD Net Club Gain/Loss | Current Members In Active Clubs | Current Members In Status Quo Clubs | Current Total Members Count | YTD Add | YTD Drop | YTD NetGrowth (includes Active and Status Quo) | YTD NetGrowth% (includes Active and Status Quo) | Member Count 12 Months Ago | Average Member Count Per Club | % of Clubs with less than 20 members | Average Cancelled Club Age | Members Lost Due to Cancelled Clubs | % of Clubs Reporting Service | % No MMR in 3 Months | % No Officer Report in 12 months | % of Clubs with balance 90+ days | Number of Zone Chairs Recorded | Number of Region Chairs Recorded | District Officers Vacancies ** |
| 51 O | | 51 | 0 | 51 | 0% | 0 | 0 | 0 | 2006 | 0 | 2006 | 7 | 21 | -14 | -0.69% | 1,894 | 39 | 20% | 0 | 0 | 33% | 20% | 0% | 0% | 9 | 4 | |
| 51 E | T(24) | 26 | 0 | 26 | 0% | 1 | 0 | 1 | 671 | 0 | 671 | 26 | 26 | 0 | 0.00% | 623 | 26 | 46% | 0 | 0 | 27% | 27% | 15% | 4% | 5 | 0 | |
| 51 C | T(24) | 29 | 0 | 29 | 0% | 0 | 0 | 0 | 885 | 0 | 885 | 9 | 3 | 6 | 0.68% | 843 | 31 | 24% | 0 | 0 | 52% | 31% | 14% | 0% | 0 | 0 | |
| | | 106 | 0 | 106 | 0% | 1 | 0 | 1 | 3562 | 0 | 3562 | 42 | 50 | -8 | -0.22% | 3,360 | 34 | 27% | 0 | 0 | 37% | 25% | 8% | 1% | 14 | 4 | |




District Health Assessment for Multiple District 60 through July 2025

| District Name | Status/ Number of Months in Status * | Clubs | | | | | | | Membership | | | | | | | Member Strength | | Cancellation | | Reports | | | Finance | | Leadership | | |
|---------------|---|--------------|---------------------|-------------|--|-----------|-----------------|------------------------|---------------------------------|-------------------------------------|-----------------------------|---------|----------|--|---|----------------------------|-------------------------------|--------------------------------------|----------------------------|-------------------------------------|------------------------------|----------------------|----------------------------------|----------------------------------|--------------------------------|----------------------------------|--------------------------------|
| | | Active Clubs | Clubs in Status Quo | Total Clubs | % Status Quo Clubs in Financial Suspension | New Clubs | Cancelled Clubs | YTD Net Club Gain/Loss | Current Members In Active Clubs | Current Members In Status Quo Clubs | Current Total Members Count | YTD Add | YTD Drop | YTD NetGrowth (includes Active and Status Quo) | YTD NetGrowth% (includes Active and Status Quo) | Member Count 12 Months Ago | Average Member Count Per Club | % of Clubs with less than 20 members | Average Cancelled Club Age | Members Lost Due to Cancelled Clubs | % of Clubs Reporting Service | % No MMR in 3 Months | % No Officer Report in 12 months | % of Clubs with balance 90+ days | Number of Zone Chairs Recorded | Number of Region Chairs Recorded | District Officers Vacancies ** |
| 60 A | | 54 | 0 | 54 | 0% | 0 | 0 | 0 | 1632 | 0 | 1632 | 18 | 13 | 5 | 0.31% | 1,605 | 30 | 13% | 0 | 0 | 50% | 11% | 4% | 0% | 7 | 3 | GLT |
| 60 B | | 57 | 2 | 59 | 0% | 0 | 0 | 0 | 1955 | 34 | 1989 | 2 | 14 | -12 | -0.60% | 1,956 | 34 | 20% | 0 | 0 | 46% | 29% | 7% | 14% | 11 | 4 | |
| | | 111 | 2 | 113 | 0% | 0 | 0 | 0 | 3587 | 34 | 3621 | 20 | 27 | -7 | -0.19% | 3,561 | 33 | 17% | 0 | 0 | 48% | 20% | 5% | 7% | 18 | 7 | |




District Health Assessment for District 10 through July 2025

|  Status/ District Name | | Clubs | | | | | | | Membership | | | | | | | Member Strength | | Cancellation | | Reports | | | Finance | Leadership | | | |
|---|--|--------------|---------------------|-------------|--|-----------|-----------------|------------------------|---------------------------------|-------------------------------------|-----------------------------|---------|----------|--|---|----------------------------|-------------------------------|--------------------------------------|----------------------------|-------------------------------------|------------------------------|----------------------|----------------------------------|----------------------------------|--------------------------------|----------------------------------|--------------------------------|
| | | Active Clubs | Clubs in Status Quo | Total Clubs | % Status Quo Clubs in Financial Suspension | New Clubs | Cancelled Clubs | YTD Net Club Gain/Loss | Current Members In Active Clubs | Current Members In Status Quo Clubs | Current Total Members Count | YTD Add | YTD Drop | YTD NetGrowth (includes Active and Status Quo) | YTD NetGrowth% (includes Active and Status Quo) | Member Count 12 Months Ago | Average Member Count Per Club | % of Clubs with less than 20 members | Average Cancelled Club Age | Members Lost Due to Cancelled Clubs | % of Clubs Reporting Service | % No MMR in 3 Months | % No Officer Report in 12 months | % of Clubs with balance 90+ days | Number of Zone Chairs Recorded | Number of Region Chairs Recorded | District Officers Vacancies ** |
| 10 | | 48 | 0 | 48 | 0% | 0 | 0 | 0 | 1328 | 0 | 1328 | 20 | 13 | 7 | 0.53% | 1,314 | 28 | 31% | 0 | 0 | 13% | 29% | 21% | 0% | 0 | 0 | |
| | | 48 | 0 | 48 | 0% | 0 | 0 | 0 | 1328 | 0 | 1328 | 20 | 13 | 7 | 0.53% | 1,314 | 28 | 31% | 0 | 0 | 13% | 29% | 21% | 0% | 0 | 0 | |




District Health Assessment for District 15 through July 2025

|  | | Clubs | | | | | | | Membership | | | | | | | Member Strength | | Cancellation | | Reports | | | Finance | Leadership | | | |
|--|--|--------------|---------------------|-------------|---|-----------|-----------------|------------------------|--------------------------|-------------------------------------|-----------------------------|---------|----------|--|---|----------------------------|-------------------------------|--------------------------------------|----------------------------|-------------------------------------|------------------------------|----------------------|----------------------------------|----------------------------------|--------------------------------|----------------------------------|--------------------------------|
| District Name | Status/ Number of Months in Status * | Active Clubs | Clubs in Status Quo | Total Clubs | % Status Quo in Financial Suspension | New Clubs | Cancelled Clubs | YTD Net Club Gain/Loss | Current Members In Clubs | Current Members In Status Quo Clubs | Current Total Members Count | YTD Add | YTD Drop | YTD NetGrowth (includes Active and Status Quo) | YTD NetGrowth% (includes Active and Status Quo) | Member Count 12 Months Ago | Average Member Count Per Club | % of Clubs with less than 20 members | Average Cancelled Club Age | Members Lost Due to Cancelled Clubs | % of Clubs Reporting Service | % No MMR in 3 Months | % No Officer Report in 12 months | % of Clubs with balance 90+ days | Number of Zone Chairs Recorded | Number of Region Chairs Recorded | District Officers Vacancies ** |
| 15 | T(24) | 36 | 0 | 36 | 0% | 0 | 0 | 0 | 835 | 0 | 835 | 6 | 7 | -1 | -0.12% | 849 | 23 | 61% | 0 | 0 | 11% | 44% | 36% | 0% | 0 | 0 | 2nd VDG |
| | | 36 | 0 | 36 | 0% | 0 | 0 | 0 | 835 | 0 | 835 | 6 | 7 | -1 | -0.12% | 849 | 23 | 61% | 0 | 0 | 11% | 44% | 36% | 0% | 0 | 0 | |




District Health Assessment for District 37 through July 2025

|  | | Clubs | | | | | | | Membership | | | | | | | Member Strength | | Cancellation | | Reports | | | Finance | Leadership | | | |
|--|---|--------------|---------------------|-------------|--|-----------|-----------------|------------------------|---------------------------------|-------------------------------------|-----------------------------|---------|----------|--|---|----------------------------|-------------------------------|--------------------------------------|----------------------------|-------------------------------------|------------------------------|----------------------|----------------------------------|----------------------------------|--------------------------------|----------------------------------|--------------------------------|
| District Name | Status/ Number of Months in Status * | Active Clubs | Clubs in Status Quo | Total Clubs | % Status Quo Clubs in Financial Suspension | New Clubs | Cancelled Clubs | YTD Net Club Gain/Loss | Current Members In Active Clubs | Current Members In Status Quo Clubs | Current Total Members Count | YTD Add | YTD Drop | YTD NetGrowth (includes Active and Status Quo) | YTD NetGrowth% (includes Active and Status Quo) | Member Count 12 Months Ago | Average Member Count Per Club | % of Clubs with less than 20 members | Average Cancelled Club Age | Members Lost Due to Cancelled Clubs | % of Clubs Reporting Service | % No MMR in 3 Months | % No Officer Report in 12 months | % of Clubs with balance 90+ days | Number of Zone Chairs Recorded | Number of Region Chairs Recorded | District Officers Vacancies ** |
| 37 | | 57 | 0 | 57 | 0% | 0 | 0 | 0 | 1514 | 0 | 1514 | 18 | 14 | 4 | 0.26% | 1,499 | 27 | 39% | 0 | 0 | 16% | 28% | 2% | 0% | 3 | 0 | |
| | | 57 | 0 | 57 | 0% | 0 | 0 | 0 | 1514 | 0 | 1514 | 18 | 14 | 4 | 0.26% | 1,499 | 27 | 39% | 0 | 0 | 16% | 28% | 2% | 0% | 3 | 0 | |




District Health Assessment for District 40 through July 2025

|  | | Clubs | | | | | | | Membership | | | | | | | Member Strength | | Cancellation | | Reports | | | Finance | Leadership | | | |
|--|--|--------------|---------------------|-------------|---|-----------|-----------------|------------------------|---------------------------------|-------------------------------------|-----------------------------|---------|----------|--|---|----------------------------|-------------------------------|--------------------------------------|----------------------------|-------------------------------------|------------------------------|----------------------|----------------------------------|----------------------------------|--------------------------------|----------------------------------|--------------------------------|
| District Name | Status/ Number of Months in Status * | Active Clubs | Clubs in Status Quo | Total Clubs | % Status Quo in Financial Suspension | New Clubs | Cancelled Clubs | YTD Net Club Gain/Loss | Current Members In Active Clubs | Current Members In Status Quo Clubs | Current Total Members Count | YTD Add | YTD Drop | YTD NetGrowth (includes Active and Status Quo) | YTD NetGrowth% (includes Active and Status Quo) | Member Count 12 Months Ago | Average Member Count Per Club | % of Clubs with less than 20 members | Average Cancelled Club Age | Members Lost Due to Cancelled Clubs | % of Clubs Reporting Service | % No MMR in 3 Months | % No Officer Report in 12 months | % of Clubs with balance 90+ days | Number of Zone Chairs Recorded | Number of Region Chairs Recorded | District Officers Vacancies ** |
| 40 | T(1) | 45 | 0 | 45 | 0% | 0 | 0 | 0 | 872 | 0 | 872 | 12 | 18 | -6 | -0.68% | 836 | 19 | 62% | 0 | 0 | 31% | 33% | 0% | 4% | 0 | 0 | 2nd VDG,GMT |
| | | 45 | 0 | 45 | 0% | 0 | 0 | 0 | 872 | 0 | 872 | 12 | 18 | -6 | -0.68% | 836 | 19 | 62% | 0 | 0 | 31% | 33% | 0% | 4% | 0 | 0 | |




District Health Assessment for District 41 through July 2025

|  | | Clubs | | | | | | | Membership | | | | | | | Member Strength | | Cancellation | | Reports | | | Finance | Leadership | | | |
|--|---|--------------|------------------------------|-------------|--|-----------|-----------------|-------------------------------------|--|---|--------------------------------------|------------|-------------|--|---|-------------------------------------|--|--|-------------------------------------|---|---------------------------------------|-------------------------------|---|---|--|--|---|
| District Name | Status/ Number of Months in Status * | Active Clubs | Clubs in Status Quo | Total Clubs | % Status Quo Clubs in Financial Suspension | New Clubs | Cancelled Clubs | YTD Net Club Gain/ Loss | Current Members In Active Clubs | Current Members In Status Quo Clubs | Current Total Members Count | YTD Add | YTD Drop | YTD NetGrowth (includes Active and Status Quo) | YTD NetGrowth% (includes Active and Status Quo) | Member Count 12 Months Ago | Average Member Count Per Club | % of Clubs with less than 20 members | Average Cancelled Club Age | Members Lost Due to Cancelled Clubs | % of Clubs Reporting Service | % No MMR in 3 Months | % No Officer Report in 12 months | % of Clubs with balance 90+ days | Number of Zone Chairs Recorded | Number of Region Chairs Recorded | District Officers Vacancies ** |
| 41 | | 62 | 0 | 62 | 0% | 0 | 0 | 0 | 1750 | 0 | 1750 | 5 | 10 | -5 | -0.28% | 1,787 | 28 | 35% | 0 | 0 | 11% | 29% | 2% | 2% | 15 | 0 | |
| | | 62 | 0 | 62 | 0% | 0 | 0 | 0 | 1750 | 0 | 1750 | 5 | 10 | -5 | -0.28% | 1,787 | 28 | 35% | 0 | 0 | 11% | 29% | 2% | 2% | 15 | 0 | |




District Health Assessment for District 42 through July 2025

|  | | Clubs | | | | | | | Membership | | | | | | | Member Strength | | Cancellation | | Reports | | | Finance | Leadership | | | |
|--|--|--------------|---------------------|-------------|---|-----------|-----------------|------------------------|---------------------------------|-------------------------------------|-----------------------------|---------|----------|--|---|----------------------------|-------------------------------|--------------------------------------|----------------------------|-------------------------------------|------------------------------|----------------------|----------------------------------|----------------------------------|--------------------------------|----------------------------------|--------------------------------|
| District Name | Status/ Number of Months in Status * | Active Clubs | Clubs in Status Quo | Total Clubs | % Status Quo in Financial Suspension | New Clubs | Cancelled Clubs | YTD Net Club Gain/Loss | Current Members In Active Clubs | Current Members In Status Quo Clubs | Current Total Members Count | YTD Add | YTD Drop | YTD NetGrowth (includes Active and Status Quo) | YTD NetGrowth% (includes Active and Status Quo) | Member Count 12 Months Ago | Average Member Count Per Club | % of Clubs with less than 20 members | Average Cancelled Club Age | Members Lost Due to Cancelled Clubs | % of Clubs Reporting Service | % No MMR in 3 Months | % No Officer Report in 12 months | % of Clubs with balance 90+ days | Number of Zone Chairs Recorded | Number of Region Chairs Recorded | District Officers Vacancies ** |
| 42 | T(24) | 26 | 0 | 26 | 0% | 0 | 0 | 0 | 1018 | 0 | 1018 | 5 | 7 | -2 | -0.20% | 993 | 39 | 27% | 0 | 0 | 15% | 23% | 23% | 0% | 3 | 0 | 1st VDG,2nd VDG,GLT,GST |
| | | 26 | 0 | 26 | 0% | 0 | 0 | 0 | 1018 | 0 | 1018 | 5 | 7 | -2 | -0.20% | 993 | 39 | 27% | 0 | 0 | 15% | 23% | 23% | 0% | 3 | 0 | |




District Health Assessment for District 45 through July 2025

|  | | Clubs | | | | | | | Membership | | | | | | | Member Strength | | Cancellation | | Reports | | | Finance | Leadership | | | |
|--|---|--------------|---------------------|-------------|--|-----------|-----------------|------------------------|---------------------------------|-------------------------------------|-----------------------------|---------|----------|--|---|----------------------------|-------------------------------|--------------------------------------|----------------------------|-------------------------------------|------------------------------|----------------------|----------------------------------|----------------------------------|--------------------------------|----------------------------------|--------------------------------|
| District Name | Status/ Number of Months in Status * | Active Clubs | Clubs in Status Quo | Total Clubs | % Status Quo Clubs in Financial Suspension | New Clubs | Cancelled Clubs | YTD Net Club Gain/Loss | Current Members In Active Clubs | Current Members In Status Quo Clubs | Current Total Members Count | YTD Add | YTD Drop | YTD NetGrowth (includes Active and Status Quo) | YTD NetGrowth% (includes Active and Status Quo) | Member Count 12 Months Ago | Average Member Count Per Club | % of Clubs with less than 20 members | Average Cancelled Club Age | Members Lost Due to Cancelled Clubs | % of Clubs Reporting Service | % No MMR in 3 Months | % No Officer Report in 12 months | % of Clubs with balance 90+ days | Number of Zone Chairs Recorded | Number of Region Chairs Recorded | District Officers Vacancies ** |
| 45 | T(24) | 29 | 0 | 29 | 0% | 0 | 0 | 0 | 901 | 0 | 901 | 16 | 11 | 5 | 0.56% | 919 | 31 | 28% | 0 | 0 | 31% | 31% | 7% | 3% | 0 | 0 | 2nd VDG |
| | | 29 | 0 | 29 | 0% | 0 | 0 | 0 | 901 | 0 | 901 | 16 | 11 | 5 | 0.56% | 919 | 31 | 28% | 0 | 0 | 31% | 31% | 7% | 3% | 0 | 0 | |




District Health Assessment for District 46 through July 2025

|  | | Clubs | | | | | | | Membership | | | | | | | Member Strength | | Cancellation | | Reports | | | Finance | Leadership | | | |
|--|---|--------------|------------------------------|-------------|---|-----------|-----------------|-------------------------------------|--|---|--------------------------------------|------------|-------------|--|---|-------------------------------------|--|--|-------------------------------------|---|---------------------------------------|-------------------------------|---|---|--|--|---|
| District Name | Status/ Number of Months in Status * | Active Clubs | Clubs in Status Quo | Total Clubs | % Status Quo in Financial Suspension | New Clubs | Cancelled Clubs | YTD Net Club Gain/ Loss | Current Members In Active Clubs | Current Members In Status Quo Clubs | Current Total Members Count | YTD Add | YTD Drop | YTD NetGrowth (includes Active and Status Quo) | YTD NetGrowth% (includes Active and Status Quo) | Member Count 12 Months Ago | Average Member Count Per Club | % of Clubs with less than 20 members | Average Cancelled Club Age | Members Lost Due to Cancelled Clubs | % of Clubs Reporting Service | % No MMR in 3 Months | % No Officer Report in 12 months | % of Clubs with balance 90+ days | Number of Zone Chairs Recorded | Number of Region Chairs Recorded | District Officers Vacancies ** |
| 46 | T(24) | 50 | 0 | 50 | 0% | 0 | 0 | 0 | 1123 | 0 | 1123 | 23 | 11 | 12 | 1.08% | 1,122 | 22 | 48% | 0 | 0 | 28% | 22% | 10% | 8% | 12 | 5 | |
| | | 50 | 0 | 50 | 0% | 0 | 0 | 0 | 1123 | 0 | 1123 | 23 | 11 | 12 | 1.08% | 1,122 | 22 | 48% | 0 | 0 | 28% | 22% | 10% | 8% | 12 | 5 | |




District Health Assessment for District 50 through July 2025

|  | | Clubs | | | | | | | Membership | | | | | | | Member Strength | | Cancellation | | Reports | | | Finance | Leadership | | | |
|--|---|-----------------|------------------------------|----------------|--|--------------|--------------------|-------------------------------------|--|---|--------------------------------------|------------|-------------|--|---|-------------------------------------|--|--|-------------------------------------|---|---------------------------------------|-------------------------------|---|---|--|--|---|
| District Name | Status/ Number of Months in Status * | Active Clubs | Clubs in Status Quo | Total Clubs | % Status Quo Clubs in Financial Suspension | New Clubs | Cancelled Clubs | YTD Net Club Gain/ Loss | Current Members In Active Clubs | Current Members In Status Quo Clubs | Current Total Members Count | YTD Add | YTD Drop | YTD NetGrowth (includes Active and Status Quo) | YTD NetGrowth% (includes Active and Status Quo) | Member Count 12 Months Ago | Average Member Count Per Club | % of Clubs with less than 20 members | Average Cancelled Club Age | Members Lost Due to Cancelled Clubs | % of Clubs Reporting Service | % No MMR in 3 Months | % No Officer Report in 12 months | % of Clubs with balance 90+ days | Number of Zone Chairs Recorded | Number of Region Chairs Recorded | District Officers Vacancies ** |
| | | | | | | | | | | | | | | | | | | | | | | | | | | | |
| 50 | | 58 | 0 | 58 | 0% | 0 | 0 | 0 | 1478 | 0 | 1478 | 29 | 31 | -2 | -0.14% | 1,356 | 25 | 36% | 0 | 0 | 47% | 14% | 0% | 10% | 13 | 1 | |
| | | 58 | 0 | 58 | 0% | 0 | 0 | 0 | 1478 | 0 | 1478 | 29 | 31 | -2 | -0.14% | 1,356 | 25 | 36% | 0 | 0 | 47% | 14% | 0% | 10% | 13 | 1 | |



District Health Assessment for Multiple District N through July 2025

|  | | Clubs | | | | | | | Membership | | | | | | | Member Strength | | Cancellation | | Reports | | | Finance | Leadership | | | |
|--|---|--------------|---------------------|-------------|---|-----------|-----------------|------------------------|---------------------------------|-------------------------------------|-----------------------------|---------|----------|--|---|----------------------------|-------------------------------|--------------------------------------|----------------------------|-------------------------------------|------------------------------|----------------------|----------------------------------|----------------------------------|--------------------------------|----------------------------------|--------------------------------|
| District Name | Status/ Number of Months in Status * | Active Clubs | Clubs in Status Quo | Total Clubs | % Status Quo in Financial Suspension | New Clubs | Cancelled Clubs | YTD Net Club Gain/Loss | Current Members In Active Clubs | Current Members In Status Quo Clubs | Current Total Members Count | YTD Add | YTD Drop | YTD NetGrowth (includes Active and Status Quo) | YTD NetGrowth% (includes Active and Status Quo) | Member Count 12 Months Ago | Average Member Count Per Club | % of Clubs with less than 20 members | Average Cancelled Club Age | Members Lost Due to Cancelled Clubs | % of Clubs Reporting Service | % No MMR in 3 Months | % No Officer Report in 12 months | % of Clubs with balance 90+ days | Number of Zone Chairs Recorded | Number of Region Chairs Recorded | District Officers Vacancies ** |
| N 1 | | 3 | 0 | 3 | 0% | 0 | 0 | 0 | 170 | 0 | 170 | 0 | 0 | 0 | 0.00% | 176 | 57 | 0% | 0 | 0 | 0% | 100% | 0% | 0% | 13 | 0 | 2nd VDG |
| | | 3 | 0 | 3 | 0% | 0 | 0 | 0 | 170 | 0 | 170 | 0 | 0 | 0 | 0.00% | 176 | 57 | 0% | 0 | 0 | 0% | 100% | 0% | 0% | 13 | 0 | |

* - District Status: P - Provisional, T - Transitional.
** - District Officers Vacancies: DG - District Governor, 1st VDG - First Vice District Governor, 2nd VDG - Second Vice District Governor.