





District Health Assessment for Multiple District 5M through July 2025

		Clubs							Membership							Member Strength		Cancellation		Reports			Finance		Leadership		
District Name	Status/ Number of Months in Status *	Active Clubs	Clubs in Status Quo	Total Clubs	% Status Quo Clubs in Financial Suspension	New Clubs	Cancelled Clubs	YTD Net Club Gain/Loss	Current Members In Active Clubs	Current Members In Status Quo Clubs	Current Total Members Count	YTD Add	YTD Drop	YTD NetGrowth (includes Active and Status Quo)	YTD NetGrowth% (includes Active and Status Quo)	Member Count 12 Months Ago	Average Member Count Per Club	% of Clubs with less than 20 members	Average Cancelled Club Age	Members Lost Due to Cancelled Clubs	% of Clubs Reporting Service	% No MMR in 3 Months	% No Officer Report in 12 months	% of Clubs with balance 90+ days	Number of Zone Chairs Recorded	Number of Region Chairs Recorded	District Officers Vacancies **
5M 10	T(24)	16	0	16	0%	0	0	0	347	0	347	2	0	2	0.58%	323	22	56%	0	0	19%	31%	13%	6%	0	0	2nd VDG
5M 11		18	0	18	0%	1	0	1	303	0	303	22	21	1	0.33%	301	17	67%	0	0	11%	33%	11%	6%	0	0	GLT,GST
5M 13	T(24)	46	0	46	0%	0	0	0	813	0	813	3	1	2	0.25%	803	18	61%	0	0	20%	48%	7%	2%	0	0	2nd VDG
		80	0	80	0%	1	0	1	1463	0	1463	27	22	5	0.34%	1,427	18	61%	0	0	18%	41%	9%	4%	0	0	



District Health Assessment for Multiple District 5 through July 2025

	Clubs								Membership							Member Strength		Cancellation		Reports			Finance		Leadership		
	Status/ District Name	Number of Months in Status *	Active Clubs	Clubs in Status Quo	Total Clubs	% Status Quo Clubs in Financial Suspension	New Clubs	Cancelled Clubs	YTD Net Club Gain/ Loss	Current Members In Active Clubs	Current Members In Status Quo Clubs	Current Total Members Count	YTD Add	YTD Drop	YTD NetGrowth (includes Active and Status Quo)	YTD NetGrowth% (includes Active and Status Quo)	Member Count 12 Months Ago	Average Member Count Per Club	% of Clubs with less than 20 members	Average Cancelled Club Age	Members Lost Due to Cancelled Clubs	% of Clubs Reporting Service	% No MMR in 3 Months	% No Officer Report in 12 months	% of Clubs with balance 90+ days	Number of Zone Chairs Recorded	Number of Region Chairs Recorded
5 SKN	T(24)	51	0	51	0%	0	0	0	1020	0	1020	3	3	0	0.00%	982	20	49%	0	0	6%	39%	20%	2%	0	0	GST
5 SKS		71	0	71	0%	0	0	0	1341	0	1341	3	2	1	0.07%	1,356	19	65%	0	0	13%	41%	17%	1%	7	1	2nd VDG
		122	0	122	0%	0	0	0	2361	0	2361	6	5	1	0.04%	2,338	19	58%	0	0	10%	40%	18%	2%	7	1	




District Health Assessment for Multiple District 19 through July 2025

District Name	Status/ Number of Months in Status *	Clubs							Membership							Member Strength		Cancellation		Reports			Finance	Leadership			
		Active Clubs	Clubs in Status Quo	Total Clubs	% Status Quo Clubs in Financial Suspension	New Clubs	Cancelled Clubs	YTD Net Club Gain/Loss	Current Members In Active Clubs	Current Members In Status Quo Clubs	Current Total Members Count	YTD Add	YTD Drop	YTD NetGrowth (includes Active and Status Quo)	YTD NetGrowth% (includes Active and Status Quo)	Member Count 12 Months Ago	Average Member Count Per Club	% of Clubs with less than 20 members	Average Cancelled Club Age	Members Lost Due to Cancelled Clubs	% of Clubs Reporting Service	% No MMR in 3 Months	% No Officer Report in 12 months	% of Clubs with balance 90+ days	Number of Zone Chairs Recorded	Number of Region Chairs Recorded	District Officers Vacancies **
19 I		45	0	45	0%	0	0	0	963	0	963	11	15	-4	-0.41%	1,005	21	38%	0	0	42%	22%	0%	0%	0	0	
19 L		82	0	82	0%	0	0	0	1724	0	1724	12	14	-2	-0.12%	1,796	21	49%	0	0	20%	28%	5%	5%	12	0	
19 O		22	0	22	0%	0	0	0	549	0	549	3	5	-2	-0.36%	561	25	41%	0	0	36%	23%	5%	0%	0	0	
		149	0	149	0%	0	0	0	3236	0	3236	26	34	-8	-0.25%	3,362	22	44%	0	0	29%	26%	3%	3%	12	0	




District Health Assessment for Multiple District 49 through July 2025

		Clubs							Membership							Member Strength		Cancellation		Reports			Finance	Leadership			
District Name	Status/ Number of Months in Status *	Active Clubs	Clubs in Status Quo	Total Clubs	% Status Quo in Financial Suspension	New Clubs	Cancelled Clubs	YTD Net Club Gain/Loss	Current Members In Active Clubs	Current Members In Status Quo Clubs	Current Total Members Count	YTD Add	YTD Drop	YTD NetGrowth (includes Active and Status Quo)	YTD NetGrowth% (includes Active and Status Quo)	Member Count 12 Months Ago	Average Member Count Per Club	% of Clubs with less than 20 members	Average Cancelled Club Age	Members Lost Due to Cancelled Clubs	% of Clubs Reporting Service	% No MMR in 3 Months	% No Officer Report in 12 months	% of Clubs with balance 90+ days	Number of Zone Chairs Recorded	Number of Region Chairs Recorded	District Officers Vacancies **
49 B	T(24)	5	0	5	0%	0	0	0	69	0	69	0	0	0	0.00%	69	14	60%	0	0	0%	80%	0%	0%	0	0	2nd VDG
		5	0	5	0%	0	0	0	69	0	69	0	0	0	0.00%	69	14	60%	0	0	0%	80%	0%	0%	0	0	




District Health Assessment for Multiple District A through July 2025

		Clubs							Membership							Member Strength		Cancellation		Reports			Finance	Leadership			
District Name	Status/ Number of Months in Status *	Active Clubs	Clubs in Status Quo	Total Clubs	% Status Quo Clubs in Financial Suspension	New Clubs	Cancelled Clubs	YTD Net Club Gain/ Loss	Current Members In Active Clubs	Current Members In Status Quo Clubs	Current Total Members Count	YTD Add	YTD Drop	YTD NetGrowth (includes Active and Status Quo)	YTD NetGrowth% (includes Active and Status Quo)	Member Count 12 Months Ago	Average Member Count Per Club	% of Clubs with less than 20 members	Average Cancelled Club Age	Members Lost Due to Cancelled Clubs	% of Clubs Reporting Service	% No MMR in 3 Months	% No Officer Report in 12 months	% of Clubs with balance 90+ days	Number of Zone Chairs Recorded	Number of Region Chairs Recorded	District Officers Vacancies **
A 1	T(24)	37	0	37	0%	0	0	0	1071	0	1071	7	3	4	0.37%	1,123	29	38%	0	0	19%	16%	5%	0%	0	0	
A 2		43	0	43	0%	0	0	0	1313	0	1313	7	8	-1	-0.08%	1,297	31	35%	0	0	44%	26%	0%	2%	6	3	
A 3	T(21)	48	0	48	0%	0	0	0	1229	0	1229	18	23	-5	-0.41%	1,231	26	42%	0	0	38%	21%	2%	0%	6	3	
A 4		60	0	60	0%	0	0	0	1308	0	1308	19	10	9	0.69%	1,319	22	50%	0	0	17%	17%	2%	2%	5	0	2nd VDG
A 5	T(24)	53	0	53	0%	0	0	0	1100	0	1100	4	6	-2	-0.18%	1,110	21	60%	0	0	15%	32%	11%	2%	23	0	
A 711		78	2	80	100%	3	0	3	1497	22	1519	109	37	72	4.98%	1,352	19	56%	0	0	13%	25%	5%	4%	12	5	
A 9	T(24)	39	0	39	0%	0	0	0	1104	0	1104	4	4	0	0.00%	1,143	28	41%	0	0	31%	21%	3%	0%	0	0	
A 12	T(24)	43	0	43	0%	0	0	0	941	0	941	6	3	3	0.32%	958	22	44%	0	0	23%	33%	12%	0%	4	3	
A 15		56	0	56	0%	0	0	0	1300	0	1300	2	11	-9	-0.69%	1,284	23	52%	0	0	16%	27%	0%	2%	7	2	
A 16	T(24)	56	0	56	0%	0	0	0	1199	0	1199	17	11	6	0.50%	1,133	21	46%	0	0	25%	20%	4%	4%	0	0	
		513	2	515	100%	3	0	3	12062	22	12084	193	116	77	0.64%	11,950	24	48%	0	0	23%	24%	4%	2%	63	16	




District Health Assessment for Multiple District N through July 2025

		Clubs							Membership							Member Strength		Cancellation		Reports			Finance		Leadership		
District Name	Status/ Number of Months in Status *	Active Clubs	Clubs in Status Quo	Total Clubs	% Status Quo Clubs in Financial Suspension	New Clubs	Cancelled Clubs	YTD Net Club Gain/Loss	Current Members In Active Clubs	Current Members In Status Quo Clubs	Current Total Members Count	YTD Add	YTD Drop	YTD NetGrowth (includes Active and Status Quo)	YTD NetGrowth% (includes Active and Status Quo)	Member Count 12 Months Ago	Average Member Count Per Club	% of Clubs with less than 20 members	Average Cancelled Club Age	Members Lost Due to Cancelled Clubs	% of Clubs Reporting Service	% No MMR in 3 Months	% No Officer Report in 12 months	% of Clubs with balance 90+ days	Number of Zone Chairs Recorded	Number of Region Chairs Recorded	District Officers Vacancies **
N 1		68	0	68	0%	0	0	0	1403	0	1403	25	4	21	1.52%	1,354	21	60%	0	0	22%	35%	0%	1%	0	0	2nd VDG
N 2		65	0	65	0%	0	0	0	1511	0	1511	8	26	-18	-1.18%	1,530	23	51%	0	0	43%	17%	2%	3%	11	0	1st VDG
N 3	T(24)	46	0	46	0%	0	0	0	1010	0	1010	5	1	4	0.40%	1,091	22	39%	0	0	22%	30%	2%	7%	5	0	
N 4	T(24)	49	0	49	0%	0	0	0	1053	0	1053	4	2	2	0.19%	1,065	21	45%	0	0	33%	29%	6%	0%	10	0	
		228	0	228	0%	0	0	0	4977	0	4977	42	33	9	0.18%	5,040	22	50%	0	0	30%	28%	2%	3%	26	0	




District Health Assessment for Multiple District U through July 2025

		Clubs								Membership							Member Strength		Cancellation		Reports			Finance		Leadership		
District Name	Status/ Number of Months in Status *	Active Clubs	Clubs in Status Quo	Total Clubs	% Status Quo Clubs in Financial Suspension	New Clubs	Cancelled Clubs	YTD Net Club Gain/Loss	Current Members In Active Clubs	Current Members In Status Quo Clubs	Current Total Members Count	YTD Add	YTD Drop	YTD NetGrowth (includes Active and Status Quo)	YTD NetGrowth% (includes Active and Status Quo)	Member Count 12 Months Ago	Average Member Count Per Club	% of Clubs with less than 20 members	Average Cancelled Club Age	Members Lost Due to Cancelled Clubs	% of Clubs Reporting Service	% No MMR in 3 Months	% No Officer Report in 12 months	% of Clubs with balance 90+ days	Number of Zone Chairs Recorded	Number of Region Chairs Recorded	District Officers Vacancies **	
U 1	T(24)	43	0	43	0%	0	0	0	1038	0	1038	14	8	6	0.58%	1,001	24	44%	0	0	19%	21%	0%	5%	6	0		
U 2	T(24)	40	0	40	0%	0	0	0	1006	0	1006	10	8	2	0.20%	977	25	33%	0	0	43%	30%	3%	3%	8	0		
U 3	T(24)	35	0	35	0%	0	0	0	784	0	784	1	1	0	0.00%	769	22	40%	0	0	9%	29%	0%	0%	8	0		
U 4	T(24)	31	0	31	0%	0	0	0	541	0	541	0	2	-2	-0.37%	555	17	58%	0	0	19%	32%	3%	0%	6	0	2nd VDG	
		149	0	149	0%	0	0	0	3369	0	3369	25	19	6	0.18%	3,302	23	43%	0	0	23%	28%	1%	2%	28	0		



District Health Assessment for Multiple District C through July 2025

	Clubs								Membership							Member Strength		Cancellation		Reports			Finance		Leadership			
	Status/ District Name	Number of Months in Status *	Active Clubs	Clubs in Status Quo	Total Clubs	% Status Quo Clubs in Financial Suspension	New Clubs	Cancelled Clubs	YTD Net Club Gain/ Loss	Current Members In Active Clubs	Current Members In Status Quo Clubs	Current Total Members Count	YTD Add	YTD Drop	YTD NetGrowth (includes Active and Status Quo)	YTD NetGrowth% (includes Active and Status Quo)	Member Count 12 Months Ago	Average Member Count Per Club	% of Clubs with less than 20 members	Average Cancelled Club Age	Members Lost Due to Cancelled Clubs	% of Clubs Reporting Service	% No MMR in 3 Months	% No Officer Report in 12 months	% of Clubs with balance 90+ days	Number of Zone Chairs Recorded	Number of Region Chairs Recorded	District Officers Vacancies **
C 1			87	0	87	0%	0	0	0	1607	0	1607	12	18	-6	-0.37%	1,600	18	71%	0	0	14%	45%	0%	6%	13	0	
C 2			85	0	85	0%	0	0	0	1878	0	1878	30	13	17	0.91%	1,798	22	47%	0	0	21%	47%	15%	2%	7	0	
			172	0	172	0%	0	0	0	3485	0	3485	42	31	11	0.32%	3,398	20	59%	0	0	17%	46%	8%	4%	20	0	

* - District Status: P - Provisional, T - Transitional.
** - District Officers Vacancies: DG - District Governor, 1st VDG - First Vice District Governor, 2nd VDG - Second Vice District Governor.