





District Health Assessment for Multiple District 101 through July 2025

		Clubs							Membership							Member Strength		Cancellation		Reports			Finance	Leadership			
District Name	Status/ Number of Months in Status *	Active Clubs	Clubs in Status Quo	Total Clubs	% Status Quo Clubs in Financial Suspension	New Clubs	Cancelled Clubs	YTD Net Club Gain/Loss	Current Members In Active Clubs	Current Members In Status Quo Clubs	Current Total Members Count	YTD Add	YTD Drop	YTD NetGrowth (includes Active and Status Quo)	YTD NetGrowth% (includes Active and Status Quo)	Member Count 12 Months Ago	Average Member Count Per Club	% of Clubs with less than 20 members	Average Cancelled Club Age	Members Lost Due to Cancelled Clubs	% of Clubs Reporting Service	% No MMR in 3 Months	% No Officer Report in 12 months	% of Clubs with balance 90+ days	Number of Zone Chairs Recorded	Number of Region Chairs Recorded	District Officers Vacancies **
101 M	T(24)	55	0	55	0%	0	0	0	1011	0	1011	8	2	6	0.60%	980	18	65%	0	0	2%	42%	9%	0%	9	0	GST
101 N	T(24)	34	0	34	0%	0	0	0	713	0	713	2	7	-5	-0.70%	759	21	56%	0	0	3%	32%	9%	0%	4	0	2nd VDG
101 O	T(24)	52	0	52	0%	0	0	0	1113	0	1113	4	3	1	0.09%	1,178	21	48%	0	0	2%	17%	2%	2%	0	0	
101 S		80	0	80	0%	0	0	0	2112	0	2112	6	5	1	0.05%	2,108	26	31%	0	0	0%	23%	1%	0%	6	0	2nd VDG
101 V		70	0	70	0%	0	1	-1	1607	0	1607	5	5	0	0.00%	1,665	23	43%	57	0	0%	30%	0%	1%	0	0	2nd VDG
		291	0	291	0%	0	1	-1	6556	0	6556	25	22	3	0.05%	6,690	23	46%	57	0	1%	28%	3%	1%	19	0	




District Health Assessment for Multiple District 102 through July 2025

		Clubs							Membership							Member Strength		Cancellation		Reports			Finance	Leadership			
District Name	Status/ Number of Months in Status *	Active Clubs	Clubs in Status Quo	Total Clubs	% Status Quo Clubs in Financial Suspension	New Clubs	Cancelled Clubs	YTD Net Club Gain/Loss	Current Members In Active Clubs	Current Members In Status Quo Clubs	Current Total Members Count	YTD Add	YTD Drop	YTD NetGrowth (includes Active and Status Quo)	YTD NetGrowth% (includes Active and Status Quo)	Member Count 12 Months Ago	Average Member Count Per Club	% of Clubs with less than 20 members	Average Cancelled Club Age	Members Lost Due to Cancelled Clubs	% of Clubs Reporting Service	% No MMR in 3 Months	% No Officer Report in 12 months	% of Clubs with balance 90+ days	Number of Zone Chairs Recorded	Number of Region Chairs Recorded	District Officers Vacancies **
102 W		107	0	107	0%	0	0	0	3872	0	3872	18	7	11	0.28%	3,930	36	7%	0	0	3%	0%	0%	0%	0	0	
102 E		95	0	95	0%	0	0	0	3309	0	3309	11	9	2	0.06%	3,323	35	4%	0	0	13%	0%	1%	0%	4	3	
102 C		72	0	72	0%	0	0	0	2988	0	2988	10	9	1	0.03%	3,032	42	0%	0	0	4%	0%	0%	0%	0	0	
		274	0	274	0%	0	0	0	10169	0	10169	39	25	14	0.14%	10,285	37	4%	0	0	7%	0%	0%	0%	4	3	




District Health Assessment for Multiple District 103 through July 2025

		Clubs							Membership							Member Strength		Cancellation		Reports			Finance	Leadership			
District Name	Status/ Number of Months in Status *	Active Clubs	Clubs in Status Quo	Total Clubs	% Status Quo Clubs in Financial Suspension	New Clubs	Cancelled Clubs	YTD Net Club Gain/ Loss	Current Members In Active Clubs	Current Members In Status Quo Clubs	Current Total Members Count	YTD Add	YTD Drop	YTD NetGrowth (includes Active and Status Quo)	YTD NetGrowth% (includes Active and Status Quo)	Member Count 12 Months Ago	Average Member Count Per Club	% of Clubs with less than 20 members	Average Cancelled Club Age	Members Lost Due to Cancelled Clubs	% of Clubs Reporting Service	% No MMR in 3 Months	% No Officer Report in 12 months	% of Clubs with balance 90+ days	Number of Zone Chairs Recorded	Number of Region Chairs Recorded	District Officers Vacancies **
103 N		103	0	103	0%	0	0	0	2032	0	2032	11	8	3	0.15%	2,012	20	50%	0	0	1%	0%	2%	23%	0	0	
103NIE		72	0	72	0%	0	0	0	1434	0	1434	3	13	-10	-0.69%	1,469	20	51%	0	0	6%	3%	1%	22%	0	0	
103 E		116	0	116	0%	0	0	0	2271	0	2271	17	17	0	0.00%	2,293	20	50%	0	0	3%	6%	1%	29%	0	0	
103 C		72	0	72	0%	0	0	0	1336	0	1336	7	12	-5	-0.37%	1,365	19	54%	0	0	1%	1%	6%	25%	0	0	
103CC	T(18)	65	0	65	0%	0	0	0	1221	0	1221	19	12	7	0.58%	1,244	19	62%	0	0	3%	0%	0%	3%	0	0	
103CE		64	0	64	0%	0	0	0	1300	0	1300	16	10	6	0.46%	1,300	20	47%	0	0	3%	3%	8%	8%	0	0	
103CS		88	0	88	0%	0	0	0	2053	0	2053	16	12	4	0.20%	2,026	23	40%	0	0	1%	6%	1%	0%	0	0	
103CW		77	0	77	0%	0	0	0	1514	0	1514	14	7	7	0.46%	1,460	20	56%	0	0	4%	1%	5%	0%	0	0	
103SE		64	0	64	0%	1	0	1	1261	0	1261	41	11	30	2.44%	1,267	20	58%	0	0	0%	0%	6%	2%	11	0	
103 S		112	0	112	0%	0	0	0	2116	0	2116	17	14	3	0.14%	2,109	19	61%	0	0	1%	4%	0%	0%	14	0	
103SW		82	0	82	0%	0	0	0	1491	0	1491	33	12	21	1.43%	1,542	18	66%	0	0	4%	1%	1%	6%	0	0	
103 W		74	0	74	0%	0	0	0	1523	0	1523	10	11	-1	-0.07%	1,524	21	49%	0	0	3%	1%	7%	26%	0	0	
103IE	T(24)	48	0	48	0%	0	0	0	855	0	855	3	1	2	0.23%	843	18	60%	0	0	0%	4%	13%	4%	0	0	
103IP	T(24)	40	0	40	0%	0	0	0	540	0	540	16	33	-17	-3.05%	559	14	75%	0	0	5%	5%	5%	0%	4	0	
103IW		80	0	80	0%	0	0	0	1301	0	1301	7	10	-3	-0.23%	1,336	16	73%	0	0	1%	6%	4%	6%	0	0	
		1157	0	1157	0%	1	0	1	22248	0	22248	230	183	47	0.21%	22,349	19	56%	0	0	2%	3%	3%	11%	29	0	




District Health Assessment for Multiple District 103 through July 2025

		Clubs							Membership							Member Strength		Cancellation		Reports			Finance	Leadership			
District Name	Status/ Number of Months in Status *	Active Clubs	Clubs in Status Quo	Total Clubs	% Status Quo Clubs in Financial Suspension	New Clubs	Cancelled Clubs	YTD Net Club Gain/Loss	Current Members In Active Clubs	Current Members In Status Quo Clubs	Current Total Members Count	YTD Add	YTD Drop	YTD NetGrowth (includes Active and Status Quo)	YTD NetGrowth% (includes Active and Status Quo)	Member Count 12 Months Ago	Average Member Count Per Club	% of Clubs with less than 20 members	Average Cancelled Club Age	Members Lost Due to Cancelled Clubs	% of Clubs Reporting Service	% No MMR in 3 Months	% No Officer Report in 12 months	% of Clubs with balance 90+ days	Number of Zone Chairs Recorded	Number of Region Chairs Recorded	District Officers Vacancies **
104 A	T(24)	45	0	45	0%	0	0	0	955	0	955	29	4	25	2.69%	952	21	44%	0	0	4%	31%	4%	2%	0	0	
104 B		62	0	62	0%	0	0	0	1535	0	1535	9	7	2	0.13%	1,545	25	32%	0	0	8%	32%	0%	0%	0	0	GLT
104 C		64	0	64	0%	0	0	0	1372	0	1372	3	4	-1	-0.07%	1,397	21	47%	0	0	0%	50%	9%	2%	8	0	
104 D		71	0	71	0%	0	1	-1	1571	0	1571	34	30	4	0.26%	1,598	22	42%	60	0	4%	39%	3%	0%	17	0	
104 E		77	0	77	0%	0	0	0	1813	0	1813	3	12	-9	-0.49%	1,875	24	35%	0	0	3%	35%	1%	0%	0	0	GLT,GMT,GST
		319	0	319	0%	0	1	-1	7246	0	7246	78	57	21	0.29%	7,367	23	40%	60	0	4%	38%	3%	1%	25	0	




District Health Assessment for Multiple District 105 through July 2025

		Clubs							Membership							Member Strength		Cancellation		Reports			Finance	Leadership			
District Name	Status/ Number of Months in Status *	Active Clubs	Clubs in Status Quo	Total Clubs	% Status Quo Clubs in Financial Suspension	New Clubs	Cancelled Clubs	YTD Net Club Gain/Loss	Current Members In Active Clubs	Current Members In Status Quo Clubs	Current Total Members Count	YTD Add	YTD Drop	YTD NetGrowth (includes Active and Status Quo)	YTD NetGrowth% (includes Active and Status Quo)	Member Count 12 Months Ago	Average Member Count Per Club	% of Clubs with less than 20 members	Average Cancelled Club Age	Members Lost Due to Cancelled Clubs	% of Clubs Reporting Service	% No MMR in 3 Months	% No Officer Report in 12 months	% of Clubs with balance 90+ days	Number of Zone Chairs Recorded	Number of Region Chairs Recorded	District Officers Vacancies **
105 A		70	0	70	0%	1	0	1	1252	0	1252	34	12	22	1.79%	1,210	18	63%	0	0	46%	17%	0%	9%	12	0	
105CE		80	0	80	0%	0	0	0	1326	0	1326	11	5	6	0.45%	1,376	17	65%	0	0	24%	20%	5%	1%	8	0	2nd VDG
105CN	T(24)	76	0	76	0%	0	0	0	1003	0	1003	17	16	1	0.10%	1,034	13	80%	0	0	26%	29%	11%	3%	0	0	DG,2nd VDG,GLT,GST
105CW		93	0	93	0%	0	0	0	1583	0	1583	14	10	4	0.25%	1,563	17	63%	0	0	15%	25%	3%	5%	17	5	
105 N	T(24)	63	0	63	0%	0	0	0	911	0	911	10	14	-4	-0.44%	947	14	73%	0	0	43%	13%	3%	5%	0	0	2nd VDG
105SC	T(24)	51	0	51	0%	0	0	0	969	0	969	6	7	-1	-0.10%	998	19	57%	0	0	43%	16%	6%	0%	7	0	
105SE	T(24)	48	0	48	0%	0	0	0	1027	0	1027	16	13	3	0.29%	1,074	21	50%	0	0	13%	10%	4%	8%	0	0	
105SW	T(24)	51	0	51	0%	1	0	1	918	0	918	42	29	13	1.44%	912	18	61%	0	0	31%	10%	2%	0%	0	0	
		532	0	532	0%	2	0	2	8989	0	8989	150	106	44	0.49%	9,114	17	65%	0	0	29%	19%	4%	4%	44	5	




District Health Assessment for Multiple District 106 through July 2025

		Clubs							Membership							Member Strength		Cancellation		Reports			Finance	Leadership			
District Name	Status/ Number of Months in Status *	Active Clubs	Clubs in Status Quo	Total Clubs	% Status Quo Clubs in Financial Suspension	New Clubs	Cancelled Clubs	YTD Net Club Gain/Loss	Current Members In Active Clubs	Current Members In Status Quo Clubs	Current Total Members Count	YTD Add	YTD Drop	YTD NetGrowth (includes Active and Status Quo)	YTD NetGrowth% (includes Active and Status Quo)	Member Count 12 Months Ago	Average Member Count Per Club	% of Clubs with less than 20 members	Average Cancelled Club Age	Members Lost Due to Cancelled Clubs	% of Clubs Reporting Service	% No MMR in 3 Months	% No Officer Report in 12 months	% of Clubs with balance 90+ days	Number of Zone Chairs Recorded	Number of Region Chairs Recorded	District Officers Vacancies **
106 A	T(24)	78	0	78	0%	0	0	0	1092	0	1092	3	4	-1	-0.09%	1,131	14	79%	0	0	1%	36%	4%	0%	9	0	
106 B		107	0	107	0%	0	0	0	2347	0	2347	6	10	-4	-0.17%	2,383	22	38%	0	0	0%	26%	5%	0%	12	0	
106 C	T(24)	66	0	66	0%	0	0	0	1149	0	1149	9	14	-5	-0.43%	1,196	17	61%	0	0	2%	29%	12%	0%	0	0	GST
		251	0	251	0%	0	0	0	4588	0	4588	18	28	-10	-0.22%	4,710	18	57%	0	0	1%	30%	6%	0%	21	0	




District Health Assessment for Multiple District 107 through July 2025

		Clubs							Membership							Member Strength		Cancellation		Reports			Finance	Leadership			
District Name	Status/ Number of Months in Status *	Active Clubs	Clubs in Status Quo	Total Clubs	% Status Quo Clubs in Financial Suspension	New Clubs	Cancelled Clubs	YTD Net Club Gain/Loss	Current Members In Active Clubs	Current Members In Status Quo Clubs	Current Total Members Count	YTD Add	YTD Drop	YTD NetGrowth (includes Active and Status Quo)	YTD NetGrowth% (includes Active and Status Quo)	Member Count 12 Months Ago	Average Member Count Per Club	% of Clubs with less than 20 members	Average Cancelled Club Age	Members Lost Due to Cancelled Clubs	% of Clubs Reporting Service	% No MMR in 3 Months	% No Officer Report in 12 months	% of Clubs with balance 90+ days	Number of Zone Chairs Recorded	Number of Region Chairs Recorded	District Officers Vacancies **
107 A		72	0	72	0%	0	0	0	1672	0	1672	2	6	-4	-0.24%	1,736	23	35%	0	0	14%	25%	1%	1%	6	3	
107 B	T(24)	41	0	41	0%	0	0	0	779	0	779	1	0	1	0.13%	797	19	54%	0	0	2%	29%	2%	2%	7	3	
107 C		74	0	74	0%	0	0	0	1699	0	1699	1	1	0	0.00%	1,738	23	28%	0	0	7%	18%	1%	1%	10	0	
107 D	T(15)	50	0	50	0%	0	0	0	1127	0	1127	1	4	-3	-0.27%	1,178	23	46%	0	0	4%	16%	2%	4%	9	0	
107 E		66	0	66	0%	0	0	0	1356	0	1356	1	2	-1	-0.07%	1,399	21	44%	0	0	2%	38%	2%	2%	0	0	
107 F		56	0	56	0%	0	0	0	1269	0	1269	1	2	-1	-0.08%	1,308	23	36%	0	0	4%	34%	7%	4%	9	4	
107 G	T(24)	48	0	48	0%	0	0	0	910	0	910	0	0	0	0.00%	936	19	54%	0	0	4%	35%	4%	0%	0	0	2nd VDG
107 H	T(24)	39	0	39	0%	0	0	0	929	0	929	2	3	-1	-0.11%	944	24	23%	0	0	28%	8%	0%	0%	8	0	
107 I	T(24)	44	0	44	0%	0	0	0	815	0	815	1	7	-6	-0.73%	839	19	61%	0	0	11%	27%	5%	2%	4	3	2nd VDG
107 K	T(24)	37	0	37	0%	0	0	0	859	0	859	0	0	0	0.00%	893	23	30%	0	0	24%	24%	5%	0%	3	2	2nd VDG
107 L	T(24)	34	0	34	0%	0	0	0	780	0	780	7	7	0	0.00%	780	23	44%	0	0	24%	6%	6%	3%	0	0	
107 M	T(3)	54	0	54	0%	0	0	0	1238	0	1238	1	11	-10	-0.80%	1,265	23	37%	0	0	13%	26%	7%	2%	11	4	
107 N		66	0	66	0%	0	0	0	1311	0	1311	0	2	-2	-0.15%	1,341	20	59%	0	0	5%	24%	5%	0%	9	0	
107 O	T(24)	49	0	49	0%	0	0	0	853	0	853	0	1	-1	-0.12%	871	17	61%	0	0	2%	41%	4%	0%	12	0	
		730	0	730	0%	0	0	0	15597	0	15597	18	46	-28	-0.18%	16,025	21	43%	0	0	9%	26%	4%	2%	88	19	




District Health Assessment for Multiple District 107 through July 2025

		Clubs							Membership							Member Strength		Cancellation		Reports			Finance	Leadership			
District Name	Status/ Number of Months in Status *	Active Clubs	Clubs in Status Quo	Total Clubs	% Status Quo Clubs in Financial Suspension	New Clubs	Cancelled Clubs	YTD Net Club Gain/Loss	Current Members In Active Clubs	Current Members In Status Quo Clubs	Current Total Members Count	YTD Add	YTD Drop	YTD NetGrowth (includes Active and Status Quo)	YTD NetGrowth% (includes Active and Status Quo)	Member Count 12 Months Ago	Average Member Count Per Club	% of Clubs with less than 20 members	Average Cancelled Club Age	Members Lost Due to Cancelled Clubs	% of Clubs Reporting Service	% No MMR in 3 Months	% No Officer Report in 12 months	% of Clubs with balance 90+ days	Number of Zone Chairs Recorded	Number of Region Chairs Recorded	District Officers Vacancies **
108IA1	T(24)	72	0	72	0%	0	1	-1	2100	0	2100	29	11	18	0.86%	2,074	29	31%	33	0	31%	10%	0%	0%	14	4	
108IA2		69	0	69	0%	0	0	0	1846	0	1846	20	15	5	0.27%	1,850	27	35%	0	0	36%	6%	3%	3%	0	0	
108IA3		67	0	67	0%	1	0	1	2053	0	2053	50	34	16	0.79%	1,990	31	16%	0	0	39%	6%	3%	1%	0	0	
108IB1		100	0	100	0%	0	0	0	2493	0	2493	36	23	13	0.52%	2,476	25	31%	0	0	28%	9%	2%	1%	12	5	
108IB2		56	0	56	0%	0	0	0	1379	0	1379	2	11	-9	-0.65%	1,387	25	43%	0	0	13%	4%	0%	7%	10	0	
108IB3		74	0	74	0%	0	0	0	1695	0	1695	5	22	-17	-0.99%	1,661	23	43%	0	0	24%	27%	0%	0%	13	0	
108IB4		51	0	51	0%	0	0	0	1179	0	1179	11	9	2	0.17%	1,079	23	45%	0	0	20%	4%	2%	4%	9	0	
108TA1		56	0	56	0%	1	0	1	1884	0	1884	32	8	24	1.29%	1,872	34	7%	0	0	25%	5%	2%	2%	8	0	
108TA2		52	0	52	0%	0	0	0	1437	0	1437	11	6	5	0.35%	1,447	28	27%	0	0	27%	0%	0%	0%	9	3	
108TA3		54	0	54	0%	0	0	0	1406	0	1406	16	10	6	0.43%	1,399	26	26%	0	0	13%	6%	0%	0%	0	0	
108TB		84	0	84	0%	0	0	0	2336	0	2336	5	9	-4	-0.17%	2,335	28	27%	0	0	21%	14%	1%	4%	14	0	
108 A		95	0	95	0%	0	0	0	3390	0	3390	26	39	-13	-0.38%	3,307	36	12%	0	0	27%	5%	1%	4%	15	7	
108AB		98	0	98	0%	0	0	0	2706	0	2706	41	24	17	0.63%	2,769	28	32%	0	0	37%	4%	2%	2%	19	7	
108 L		131	1	132	100%	0	0	0	3334	17	3351	21	21	0	0.00%	3,244	25	36%	0	0	33%	11%	6%	3%	26	9	
108 LA		92	0	92	0%	0	0	0	2996	0	2996	35	23	12	0.40%	2,963	33	17%	0	0	29%	9%	0%	0%	15	7	
108 YA	142	0	142	0%	0	0	0	3412	0	3412	33	52	-19	-0.55%	3,483	24	40%	0	0	8%	16%	11%	3%	29	11		




District Health Assessment for Multiple District 108 through July 2025

<div></div> <div>Status/ District Name</div> <div>Number of Months in Status *</div>		Clubs							Membership							Member Strength		Cancellation		Reports			Finance	Leadership			
		Active Clubs	Clubs in Status Quo	Total Clubs	% Status Quo Clubs in Financial Suspension	New Clubs	Cancelled Clubs	YTD Net Club Gain/ Loss	Current Members In Active Clubs	Current Members In Status Quo Clubs	Current Total Members Count	YTD Add	YTD Drop	YTD NetGrowth (includes Active and Status Quo)	YTD NetGrowth% (includes Active and Status Quo)	Member Count 12 Months Ago	Average Member Count Per Club	% of Clubs with less than 20 members	Average Cancelled Club Age	Members Lost Due to Cancelled Clubs	% of Clubs Reporting Service	% No MMR in 3 Months	% No Officer Report in 12 months	% of Clubs with balance 90+ days	Number of Zone Chairs Recorded	Number of Region Chairs Recorded	District Officers Vacancies **
108 YB		123	0	123	0%	3	0	3	3993	0	3993	110	44	66	1.68%	3,839	32	20%	0	0	49%	3%	1%	3%	28	10	
		1416	1	1417	100%	5	1	4	39639	17	39656	483	361	122	0.31%	39,175	28	29%	33	0	28%	9%	3%	2%	221	63	




District Health Assessment for Multiple District 109 through July 2025

<div></div> <div>Status/ Number of Months in Status *</div>		Clubs							Membership							Member Strength		Cancellation		Reports			Finance	Leadership			
		Active Clubs	Clubs in Status Quo	Total Clubs	% Status Quo Clubs in Financial Suspension	New Clubs	Cancelled Clubs	YTD Net Club Gain/ Loss	Current Members In Active Clubs	Current Members In Status Quo Clubs	Current Total Members Count	YTD Add	YTD Drop	YTD NetGrowth (includes Active and Status Quo)	YTD NetGrowth% (includes Active and Status Quo)	Member Count 12 Months Ago	Average Member Count Per Club	% of Clubs with less than 20 members	Average Cancelled Club Age	Members Lost Due to Cancelled Clubs	% of Clubs Reporting Service	% No MMR in 3 Months	% No Officer Report in 12 months	% of Clubs with balance 90+ days	Number of Zone Chairs Recorded	Number of Region Chairs Recorded	District Officers Vacancies **
109 A	T(24)	44	0	44	0%	0	0	0	1056	0	1056	0	1	-1	-0.09%	1,065	24	45%	0	0	0%	57%	0%	32%	0	0	GST
109 B	T(24)	29	0	29	0%	0	0	0	632	0	632	3	1	2	0.32%	660	22	34%	0	0	3%	41%	17%	14%	0	0	2nd VDG,GLT
		73	0	73	0%	0	0	0	1688	0	1688	3	2	1	0.06%	1,725	23	41%	0	0	1%	51%	7%	25%	0	0	



District Health Assessment for Multiple District 110 through July 2025

		Clubs							Membership							Member Strength		Cancellation		Reports			Finance	Leadership			
District Name	Status/ Number of Months in Status *	Active Clubs	Clubs in Status Quo	Total Clubs	% Status Quo Clubs in Financial Suspension	New Clubs	Cancelled Clubs	YTD Net Club Gain/Loss	Current Members In Active Clubs	Current Members In Status Quo Clubs	Current Total Members Count	YTD Add	YTD Drop	YTD NetGrowth (includes Active and Status Quo)	YTD NetGrowth% (includes Active and Status Quo)	Member Count 12 Months Ago	Average Member Count Per Club	% of Clubs with less than 20 members	Average Cancelled Club Age	Members Lost Due to Cancelled Clubs	% of Clubs Reporting Service	% No MMR in 3 Months	% No Officer Report in 12 months	% of Clubs with balance 90+ days	Number of Zone Chairs Recorded	Number of Region Chairs Recorded	District Officers Vacancies **
110AN	T(24)	58	0	58	0%	0	0	0	1171	0	1171	11	29	-18	-1.51%	1,214	20	53%	0	0	0%	0%	2%	0%	6	0	2nd VDG
110AZ		71	0	71	0%	0	0	0	1768	0	1768	4	4	0	0.00%	1,821	25	28%	0	0	1%	0%	0%	0%	0	0	GLT,GST
110BN		69	0	69	0%	0	0	0	1522	0	1522	7	10	-3	-0.20%	1,603	22	35%	0	0	0%	0%	1%	0%	0	0	2nd VDG
110BZ		71	0	71	0%	0	0	0	1677	0	1677	10	11	-1	-0.06%	1,750	24	31%	0	0	6%	1%	3%	0%	0	0	2nd VDG,GLT,GMT,GST
110CO		79	0	79	0%	0	0	0	1731	0	1731	8	13	-5	-0.29%	1,765	22	42%	0	0	1%	1%	1%	0%	0	0	GLT,GMT,GST
110CW		69	0	69	0%	0	0	0	1525	0	1525	8	20	-12	-0.78%	1,597	22	38%	0	0	1%	0%	3%	0%	0	0	2nd VDG
		417	0	417	0%	0	0	0	9394	0	9394	48	87	-39	-0.41%	9,750	23	37%	0	0	2%	0%	2%	0%	6	0	



District Health Assessment for Multiple District 111 through July 2025

District Name	Status/ Number of Months in Status *	Clubs						Membership								Member Strength		Cancellation		Reports			Finance	Leadership			
		Active Clubs	Clubs in Status Quo	Total Clubs	% Status Quo Clubs in Financial Suspension	New Clubs	Cancelled Clubs	YTD Net Club Gain/Loss	Current Members In Active Clubs	Current Members In Status Quo Clubs	Current Total Members Count	YTD Add	YTD Drop	YTD NetGrowth (includes Active and Status Quo)	YTD NetGrowth% (includes Active and Status Quo)	Member Count 12 Months Ago	Average Member Count Per Club	% of Clubs with less than 20 members	Average Cancelled Club Age	Members Lost Due to Cancelled Clubs	% of Clubs Reporting Service	% No MMR in 3 Months	% No Officer Report in 12 months	% of Clubs with balance 90+ days	Number of Zone Chairs Recorded	Number of Region Chairs Recorded	District Officers Vacancies **
111BN		67	0	67	0%	0	0	0	2358	0	2358	7	16	-9	-0.38%	2,340	35	6%	0	0	0%	18%	0%	13%	0	0	
111BO		42	0	42	0%	0	0	0	1667	0	1667	13	3	10	0.60%	1,677	40	0%	0	0	0%	12%	2%	10%	0	0	
111MN		134	0	134	0%	0	0	0	4220	0	4220	22	23	-1	-0.02%	4,230	31	10%	0	0	0%	13%	0%	23%	0	0	
111MS		116	0	116	0%	0	0	0	4044	0	4044	34	13	21	0.52%	4,001	35	6%	0	0	0%	16%	0%	16%	0	0	1st VDG,2nd VDG
111NB		62	0	62	0%	0	0	0	2012	0	2012	16	11	5	0.25%	1,972	32	8%	0	0	0%	10%	0%	26%	0	0	
111NW		77	0	77	0%	0	0	0	2493	0	2493	15	10	5	0.20%	2,469	32	8%	0	0	0%	14%	0%	23%	0	0	
111 N		107	0	107	0%	0	0	0	3381	0	3381	18	18	0	0.00%	3,427	32	12%	0	0	0%	16%	0%	20%	0	0	GST
111RN		69	0	69	0%	0	1	-1	2307	0	2307	28	18	10	0.44%	2,331	33	13%	23	0	0%	20%	0%	19%	0	0	
111RS		84	0	84	0%	0	0	0	2556	0	2556	5	17	-12	-0.47%	2,495	30	12%	0	0	0%	20%	0%	24%	0	0	GLT,GMT,GST
111WL		107	0	107	0%	0	0	0	3793	0	3793	29	11	18	0.48%	3,740	35	7%	0	0	0%	20%	0%	17%	0	0	
111WR		89	0	89	0%	0	0	0	3245	0	3245	8	14	-6	-0.18%	3,217	36	4%	0	0	0%	12%	0%	25%	0	0	
111BS		107	0	107	0%	0	0	0	3544	0	3544	33	13	20	0.57%	3,557	33	9%	0	0	0%	14%	0%	23%	0	0	
111NH		94	0	94	0%	0	0	0	3085	0	3085	18	14	4	0.13%	3,039	33	10%	0	0	0%	7%	0%	21%	0	0	
111SW		47	0	47	0%	1	0	1	1659	0	1659	31	3	28	1.72%	1,574	35	0%	0	0	0%	0%	0%	28%	0	0	
111SM		96	0	96	0%	0	0	0	3543	0	3543	17	8	9	0.25%	3,534	37	10%	0	0	0%	18%	0%	15%	0	0	
111SN		62	0	62	0%	0	0	0	2035	0	2035	15	17	-2	-0.10%	2,011	33	13%	0	0	0%	15%	0%	15%	0	0	1st VDG




District Health Assessment for Multiple District 111 through July 2025

District Name	Status/ Number of Months in Status *	Clubs							Membership							Member Strength		Cancellation		Reports			Finance	Leadership			
		Active Clubs	Clubs in Status Quo	Total Clubs	% Status Quo Clubs in Financial Suspension	New Clubs	Cancelled Clubs	YTD Net Club Gain/Loss	Current Members In Active Clubs	Current Members In Status Quo Clubs	Current Total Members Count	YTD Add	YTD Drop	YTD NetGrowth (includes Active and Status Quo)	YTD NetGrowth% (includes Active and Status Quo)	Member Count 12 Months Ago	Average Member Count Per Club	% of Clubs with less than 20 members	Average Cancelled Club Age	Members Lost Due to Cancelled Clubs	% of Clubs Reporting Service	% No MMR in 3 Months	% No Officer Report in 12 months	% of Clubs with balance 90+ days	Number of Zone Chairs Recorded	Number of Region Chairs Recorded	District Officers Vacancies **
111ON		79	0	79	0%	0	0	0	1912	0	1912	15	27	-12	-0.62%	1,957	24	32%	0	0	0%	20%	0%	15%	0	0	
111OS		72	0	72	0%	0	0	0	1642	0	1642	5	7	-2	-0.12%	1,626	23	33%	0	0	0%	31%	1%	13%	0	0	GLT,GMT,GST
111OM		68	0	68	0%	0	0	0	1874	0	1874	8	5	3	0.16%	1,852	28	12%	0	0	0%	21%	1%	22%	0	0	
		1579	0	1579	0%	1	1	0	51370	0	51370	337	248	89	0.17%	51,049	33	11%	23	0	0%	16%	0%	20%	0	0	



District Health Assessment for Multiple District 112 through July 2025

		Clubs							Membership							Member Strength		Cancellation		Reports			Finance		Leadership		
District Name	Status/ Number of Months in Status *	Active Clubs	Clubs in Status Quo	Total Clubs	% Status Quo Clubs in Financial Suspension	New Clubs	Cancelled Clubs	YTD Net Club Gain/Loss	Current Members In Active Clubs	Current Members In Status Quo Clubs	Current Total Members Count	YTD Add	YTD Drop	YTD NetGrowth (includes Active and Status Quo)	YTD NetGrowth% (includes Active and Status Quo)	Member Count 12 Months Ago	Average Member Count Per Club	% of Clubs with less than 20 members	Average Cancelled Club Age	Members Lost Due to Cancelled Clubs	% of Clubs Reporting Service	% No MMR in 3 Months	% No Officer Report in 12 months	% of Clubs with balance 90+ days	Number of Zone Chairs Recorded	Number of Region Chairs Recorded	District Officers Vacancies **
112 A	T(24)	55	0	55	0%	0	0	0	1987	0	1987	14	3	11	0.56%	1,984	36	9%	0	0	0%	0%	5%	0%	0	0	2nd VDG,GMT
112 B		63	0	63	0%	0	0	0	1811	0	1811	2	9	-7	-0.39%	1,828	29	24%	0	0	2%	0%	3%	0%	0	0	2nd VDG,GMT
112 C		48	0	48	0%	0	0	0	804	0	804	10	7	3	0.37%	821	17	69%	0	0	0%	0%	4%	0%	0	0	2nd VDG,GLT,GMT ,GST
112 D		92	0	92	0%	0	0	0	2206	0	2206	11	12	-1	-0.05%	2,155	24	41%	0	0	0%	0%	1%	4%	0	0	GLT,GMT,GST
		258	0	258	0%	0	0	0	6808	0	6808	37	31	6	0.09%	6,788	26	35%	0	0	0%	0%	3%	2%	0	0	




District Health Assessment for Multiple District 114 through July 2025

District Name	Status/ Number of Months in Status *	Clubs							Membership							Member Strength		Cancellation		Reports			Finance	Leadership			
		Active Clubs	Clubs in Status Quo	Total Clubs	% Status Quo Clubs in Financial Suspension	New Clubs	Cancelled Clubs	YTD Net Club Gain/Loss	Current Members In Active Clubs	Current Members In Status Quo Clubs	Current Total Members Count	YTD Add	YTD Drop	YTD NetGrowth (includes Active and Status Quo)	YTD NetGrowth% (includes Active and Status Quo)	Member Count 12 Months Ago	Average Member Count Per Club	% of Clubs with less than 20 members	Average Cancelled Club Age	Members Lost Due to Cancelled Clubs	% of Clubs Reporting Service	% No MMR in 3 Months	% No Officer Report in 12 months	% of Clubs with balance 90+ days	Number of Zone Chairs Recorded	Number of Region Chairs Recorded	District Officers Vacancies **
114 W		89	0	89	0%	0	0	0	3044	0	3044	42	23	19	0.63%	2,990	34	11%	0	0	6%	0%	2%	0%	0	0	
114 O		69	0	69	0%	0	0	0	2238	0	2238	6	26	-20	-0.89%	2,060	32	19%	0	0	0%	0%	6%	3%	0	0	
114 M		93	0	93	0%	0	0	0	3355	0	3355	18	21	-3	-0.09%	3,324	36	2%	0	0	16%	0%	1%	29%	0	0	
		251	0	251	0%	0	0	0	8637	0	8637	66	70	-4	-0.05%	8,374	34	10%	0	0	8%	0%	3%	12%	0	0	




District Health Assessment for Multiple District 115 through July 2025

		Clubs							Membership							Member Strength		Cancellation		Reports			Finance		Leadership		
District Name	Status/ Number of Months in Status *	Active Clubs	Clubs in Status Quo	Total Clubs	% Status Quo Clubs in Financial Suspension	New Clubs	Cancelled Clubs	YTD Net Club Gain/Loss	Current Members In Active Clubs	Current Members In Status Quo Clubs	Current Total Members Count	YTD Add	YTD Drop	YTD NetGrowth (includes Active and Status Quo)	YTD NetGrowth% (includes Active and Status Quo)	Member Count 12 Months Ago	Average Member Count Per Club	% of Clubs with less than 20 members	Average Cancelled Club Age	Members Lost Due to Cancelled Clubs	% of Clubs Reporting Service	% No MMR in 3 Months	% No Officer Report in 12 months	% of Clubs with balance 90+ days	Number of Zone Chairs Recorded	Number of Region Chairs Recorded	District Officers Vacancies **
115CN	T(24)	33	0	33	0%	0	0	0	1171	0	1171	39	11	28	2.45%	1,142	35	15%	0	0	21%	12%	21%	3%	9	0	
115CS	T(24)	48	0	48	0%	0	0	0	1207	0	1207	17	10	7	0.58%	1,202	25	42%	0	0	19%	19%	6%	2%	0	0	
		81	0	81	0%	0	0	0	2378	0	2378	56	21	35	1.49%	2,344	29	31%	0	0	20%	16%	12%	2%	9	0	




District Health Assessment for Multiple District 116 through July 2025

 Status/ District Name Number of Months in Status *		Clubs							Membership							Member Strength		Cancellation		Reports			Finance	Leadership			
		Active Clubs	Clubs in Status Quo	Total Clubs	% Status Quo Clubs in Financial Suspension	New Clubs	Cancelled Clubs	YTD Net Club Gain/ Loss	Current Members In Active Clubs	Current Members In Status Quo Clubs	Current Total Members Count	YTD Add	YTD Drop	YTD NetGrowth (includes Active and Status Quo)	YTD NetGrowth% (includes Active and Status Quo)	Member Count 12 Months Ago	Average Member Count Per Club	% of Clubs with less than 20 members	Average Cancelled Club Age	Members Lost Due to Cancelled Clubs	% of Clubs Reporting Service	% No MMR in 3 Months	% No Officer Report in 12 months	% of Clubs with balance 90+ days	Number of Zone Chairs Recorded	Number of Region Chairs Recorded	District Officers Vacancies **
116 A	T(24)	28	0	28	0%	0	0	0	582	0	582	10	8	2	0.34%	522	21	43%	0	0	0%	46%	25%	18%	10	0	
116 B	T(24)	32	0	32	0%	0	0	0	879	0	879	4	6	-2	-0.23%	882	27	50%	0	0	3%	34%	19%	6%	9	0	1st VDG,2nd VDG
		60	0	60	0%	0	0	0	1461	0	1461	14	14	0	0.00%	1,404	24	47%	0	0	2%	40%	22%	12%	19	0	




District Health Assessment for Multiple District 117 through July 2025

<div></div> <div>Status/ Number of Months in Status *</div>		Clubs							Membership							Member Strength		Cancellation		Reports			Finance	Leadership			
		Active Clubs	Clubs in Status Quo	Total Clubs	% Status Quo Clubs in Financial Suspension	New Clubs	Cancelled Clubs	YTD Net Club Gain/Loss	Current Members In Active Clubs	Current Members In Status Quo Clubs	Current Total Members Count	YTD Add	YTD Drop	YTD NetGrowth (includes Active and Status Quo)	YTD NetGrowth% (includes Active and Status Quo)	Member Count 12 Months Ago	Average Member Count Per Club	% of Clubs with less than 20 members	Average Cancelled Club Age	Members Lost Due to Cancelled Clubs	% of Clubs Reporting Service	% No MMR in 3 Months	% No Officer Report in 12 months	% of Clubs with balance 90+ days	Number of Zone Chairs Recorded	Number of Region Chairs Recorded	District Officers Vacancies **
117 A	T(24)	43	0	43	0%	0	0	0	999	0	999	7	9	-2	-0.20%	879	23	40%	0	0	2%	12%	7%	12%	10	4	
117 B	T(24)	48	0	48	0%	0	0	0	1100	0	1100	12	12	0	0.00%	1,095	23	42%	0	0	10%	19%	2%	4%	11	4	
		91	0	91	0%	0	0	0	2099	0	2099	19	21	-2	-0.10%	1,974	23	41%	0	0	7%	15%	4%	8%	21	8	




District Health Assessment for Multiple District 118 through July 2025

		Clubs							Membership							Member Strength		Cancellation		Reports			Finance	Leadership			
District Name	Status/ Number of Months in Status *	Active Clubs	Clubs in Status Quo	Total Clubs	% Status Quo Clubs in Financial Suspension	New Clubs	Cancelled Clubs	YTD Net Club Gain/Loss	Current Members In Active Clubs	Current Members In Status Quo Clubs	Current Total Members Count	YTD Add	YTD Drop	YTD NetGrowth (includes Active and Status Quo)	YTD NetGrowth% (includes Active and Status Quo)	Member Count 12 Months Ago	Average Member Count Per Club	% of Clubs with less than 20 members	Average Cancelled Club Age	Members Lost Due to Cancelled Clubs	% of Clubs Reporting Service	% No MMR in 3 Months	% No Officer Report in 12 months	% of Clubs with balance 90+ days	Number of Zone Chairs Recorded	Number of Region Chairs Recorded	District Officers Vacancies **
118 T	T(24)	28	0	28	0%	0	0	0	571	0	571	11	1	10	1.78%	528	20	54%	0	0	39%	7%	4%	11%	6	0	2nd VDG
118 U	T(24)	53	0	53	0%	0	0	0	1218	0	1218	10	23	-13	-1.06%	954	23	62%	0	0	17%	15%	17%	0%	10	0	
118 R	T(9)	66	1	67	100%	0	0	0	1245	0	1245	27	31	-4	-0.32%	1,263	19	64%	0	0	45%	12%	12%	13%	14	5	
118 K	T(24)	22	0	22	0%	0	0	0	538	0	538	10	2	8	1.51%	524	24	27%	0	0	50%	23%	0%	0%	6	0	
118 E	T(24)	44	0	44	0%	0	0	0	947	0	947	7	10	-3	-0.32%	906	22	43%	0	0	39%	14%	14%	18%	10	5	
118 Y	T(8)	53	0	53	0%	0	0	0	1242	0	1242	13	5	8	0.65%	1,274	23	28%	0	0	53%	15%	0%	4%	12	6	
		266	1	267	100%	0	0	0	5761	0	5761	78	72	6	0.10%	5,449	22	49%	0	0	40%	14%	9%	8%	58	16	




District Health Assessment for District 113 through July 2025

		Clubs							Membership							Member Strength		Cancellation		Reports			Finance	Leadership			
District Name	Status/ Number of Months in Status *	Active Clubs	Clubs in Status Quo	Total Clubs	% Status Quo in Financial Suspension	New Clubs	Cancelled Clubs	YTD Net Club Gain/ Loss	Current Members In Active Clubs	Current Members In Status Quo Clubs	Current Total Members Count	YTD Add	YTD Drop	YTD NetGrowth (includes Active and Status Quo)	YTD NetGrowth% (includes Active and Status Quo)	Member Count 12 Months Ago	Average Member Count Per Club	% of Clubs with less than 20 members	Average Cancelled Club Age	Members Lost Due to Cancelled Clubs	% of Clubs Reporting Service	% No MMR in 3 Months	% No Officer Report in 12 months	% of Clubs with balance 90+ days	Number of Zone Chairs Recorded	Number of Region Chairs Recorded	District Officers Vacancies **
113	P	23	0	23	0%	0	0	0	869	0	869	3	2	1	0.12%	858	38	4%	0	0	9%	30%	0%	0%	0	0	
		23	0	23	0%	0	0	0	869	0	869	3	2	1	0.12%	858	38	4%	0	0	9%	30%	0%	0%	0	0	




District Health Assessment for District 119 through July 2025

		Clubs							Membership							Member Strength		Cancellation		Reports			Finance	Leadership			
District Name	Status/ Number of Months in Status *	Active Clubs	Clubs in Status Quo	Total Clubs	% Status Quo in Financial Suspension	New Clubs	Cancelled Clubs	YTD Net Club Gain/ Loss	Current Members In Active Clubs	Current Members In Status Quo Clubs	Current Total Members Count	YTD Add	YTD Drop	YTD NetGrowth (includes Active and Status Quo)	YTD NetGrowth% (includes Active and Status Quo)	Member Count 12 Months Ago	Average Member Count Per Club	% of Clubs with less than 20 members	Average Cancelled Club Age	Members Lost Due to Cancelled Clubs	% of Clubs Reporting Service	% No MMR in 3 Months	% No Officer Report in 12 months	% of Clubs with balance 90+ days	Number of Zone Chairs Recorded	Number of Region Chairs Recorded	District Officers Vacancies **
119	T(24)	39	0	39	0%	0	0	0	832	0	832	2	4	-2	-0.24%	799	21	44%	0	0	0%	31%	23%	0%	0	0	
		39	0	39	0%	0	0	0	832	0	832	2	4	-2	-0.24%	799	21	44%	0	0	0%	31%	23%	0%	0	0	




District Health Assessment for District 120 through July 2025

		Clubs							Membership							Member Strength		Cancellation		Reports			Finance	Leadership			
District Name	Status/ Number of Months in Status *	Active Clubs	Clubs in Status Quo	Total Clubs	% Status Quo in Financial Suspension	New Clubs	Cancelled Clubs	YTD Net Club Gain/Loss	Current Members In Clubs	Current Members In Status Quo Clubs	Current Total Members Count	YTD Add	YTD Drop	YTD NetGrowth (includes Active and Status Quo)	YTD NetGrowth% (includes Active and Status Quo)	Member Count 12 Months Ago	Average Member Count Per Club	% of Clubs with less than 20 members	Average Cancelled Club Age	Members Lost Due to Cancelled Clubs	% of Clubs Reporting Service	% No MMR in 3 Months	% No Officer Report in 12 months	% of Clubs with balance 90+ days	Number of Zone Chairs Recorded	Number of Region Chairs Recorded	District Officers Vacancies **
120	T(24)	56	0	56	0%	0	0	0	1016	0	1016	3	3	0	0.00%	1,069	18	50%	0	0	0%	30%	4%	7%	0	0	2nd VDG
		56	0	56	0%	0	0	0	1016	0	1016	3	3	0	0.00%	1,069	18	50%	0	0	0%	30%	4%	7%	0	0	




District Health Assessment for District 121 through July 2025

		Clubs							Membership							Member Strength		Cancellation		Reports			Finance	Leadership			
District Name	Status/ Number of Months in Status *	Active Clubs	Clubs in Status Quo	Total Clubs	% Status Quo in Financial Suspension	New Clubs	Cancelled Clubs	YTD Net Club Gain/Loss	Current Members In Clubs	Current Members In Status Quo Clubs	Current Total Members Count	YTD Add	YTD Drop	YTD NetGrowth (includes Active and Status Quo)	YTD NetGrowth% (includes Active and Status Quo)	Member Count 12 Months Ago	Average Member Count Per Club	% of Clubs with less than 20 members	Average Cancelled Club Age	Members Lost Due to Cancelled Clubs	% of Clubs Reporting Service	% No MMR in 3 Months	% No Officer Report in 12 months	% of Clubs with balance 90+ days	Number of Zone Chairs Recorded	Number of Region Chairs Recorded	District Officers Vacancies **
121	T(24)	47	0	47	0%	0	0	0	942	0	942	15	3	12	1.29%	914	20	53%	0	0	2%	23%	2%	0%	0	0	
		47	0	47	0%	0	0	0	942	0	942	15	3	12	1.29%	914	20	53%	0	0	2%	23%	2%	0%	0	0	




District Health Assessment for District 122 through July 2025

		Clubs							Membership							Member Strength		Cancellation		Reports			Finance	Leadership			
District Name	Status/ Number of Months in Status *	Active Clubs	Clubs in Status Quo	Total Clubs	% Status Quo in Financial Suspension	New Clubs	Cancelled Clubs	YTD Net Club Gain/Loss	Current Members In Active Clubs	Current Members In Status Quo Clubs	Current Total Members Count	YTD Add	YTD Drop	YTD NetGrowth (includes Active and Status Quo)	YTD NetGrowth% (includes Active and Status Quo)	Member Count 12 Months Ago	Average Member Count Per Club	% of Clubs with less than 20 members	Average Cancelled Club Age	Members Lost Due to Cancelled Clubs	% of Clubs Reporting Service	% No MMR in 3 Months	% No Officer Report in 12 months	% of Clubs with balance 90+ days	Number of Zone Chairs Recorded	Number of Region Chairs Recorded	District Officers Vacancies **
122	P	34	0	34	0%	0	0	0	624	0	624	2	3	-1	-0.16%	641	18	56%	0	0	3%	35%	9%	0%	0	0	GLT
		34	0	34	0%	0	0	0	624	0	624	2	3	-1	-0.16%	641	18	56%	0	0	3%	35%	9%	0%	0	0	




District Health Assessment for District 123 through July 2025

		Clubs							Membership							Member Strength		Cancellation		Reports			Finance	Leadership			
District Name	Status/ Number of Months in Status *	Active Clubs	Clubs in Status Quo	Total Clubs	% Status Quo Clubs in Financial Suspension	New Clubs	Cancelled Clubs	YTD Net Club Gain/Loss	Current Members In Active Clubs	Current Members In Status Quo Clubs	Current Total Members Count	YTD Add	YTD Drop	YTD NetGrowth (includes Active and Status Quo)	YTD NetGrowth% (includes Active and Status Quo)	Member Count 12 Months Ago	Average Member Count Per Club	% of Clubs with less than 20 members	Average Cancelled Club Age	Members Lost Due to Cancelled Clubs	% of Clubs Reporting Service	% No MMR in 3 Months	% No Officer Report in 12 months	% of Clubs with balance 90+ days	Number of Zone Chairs Recorded	Number of Region Chairs Recorded	District Officers Vacancies **
123	P	0	18	18	0%	0	0	0	0	170	170	0	0	0	0.00%	170	0	94%	0	0	0%	100%	100%	83%	0	0	DG,1st VDG,2nd VDG,GLT,GMT ,GST
		0	18	18	0%	0	0	0	0	170	170	0	0	0	0.00%	170	0	94%	0	0	0%	100%	100%	83%	0	0	




District Health Assessment for District 124 through July 2025

	Clubs								Membership						Member Strength		Cancellation		Reports			Finance	Leadership					
	Status/ District Name	Number of Months in Status *	Active Clubs	Clubs in Status Quo	Total Clubs	% Status Quo Clubs in Financial Suspension	New Clubs	Cancelled Clubs	YTD Net Club Gain/ Loss	Current Members In Active Clubs	Current Members In Status Quo Clubs	Current Total Members Count	YTD Add	YTD Drop	YTD NetGrowth (includes Active and Status Quo)	YTD NetGrowth% (includes Active and Status Quo)	Member Count 12 Months Ago	Average Member Count Per Club	% of Clubs with less than 20 members	Average Cancelled Club Age	Members Lost Due to Cancelled Clubs	% of Clubs Reporting Service	% No MMR in 3 Months	% No Officer Report in 12 months	% of Clubs with balance 90+ days	Number of Zone Chairs Recorded	Number of Region Chairs Recorded	District Officers Vacancies **
124			87	0	87	0%	1	0	1	1771	0	1771	38	35	3	0.17%	1,692	20	52%	0	0	10%	28%	17%	2%	18	7	
			87	0	87	0%	1	0	1	1771	0	1771	38	35	3	0.17%	1,692	20	52%	0	0	10%	28%	17%	2%	18	7	




District Health Assessment for District 126 through July 2025

		Clubs							Membership							Member Strength		Cancellation		Reports			Finance	Leadership			
District Name	Status/ Number of Months in Status *	Active Clubs	Clubs in Status Quo	Total Clubs	% Status Quo in Financial Suspension	New Clubs	Cancelled Clubs	YTD Net Club Gain/Loss	Current Members In Clubs	Current Members In Status Quo Clubs	Current Total Members Count	YTD Add	YTD Drop	YTD NetGrowth (includes Active and Status Quo)	YTD NetGrowth% (includes Active and Status Quo)	Member Count 12 Months Ago	Average Member Count Per Club	% of Clubs with less than 20 members	Average Cancelled Club Age	Members Lost Due to Cancelled Clubs	% of Clubs Reporting Service	% No MMR in 3 Months	% No Officer Report in 12 months	% of Clubs with balance 90+ days	Number of Zone Chairs Recorded	Number of Region Chairs Recorded	District Officers Vacancies **
126	T(24)	57	0	57	0%	0	0	0	1126	0	1126	6	2	4	0.36%	1,167	20	46%	0	0	5%	28%	2%	7%	15	4	
		57	0	57	0%	0	0	0	1126	0	1126	6	2	4	0.36%	1,167	20	46%	0	0	5%	28%	2%	7%	15	4	




District Health Assessment for District 128 through July 2025

		Clubs							Membership							Member Strength		Cancellation		Reports			Finance		Leadership		
District Name	Status/ Number of Months in Status *	Active Clubs	Clubs in Status Quo	Total Clubs	% Status Quo in Financial Suspension	New Clubs	Cancelled Clubs	YTD Net Club Gain/Loss	Current Members In Clubs	Current Members In Status Quo Clubs	Current Total Members Count	YTD Add	YTD Drop	YTD NetGrowth (includes Active and Status Quo)	YTD NetGrowth% (includes Active and Status Quo)	Member Count 12 Months Ago	Average Member Count Per Club	% of Clubs with less than 20 members	Average Cancelled Club Age	Members Lost Due to Cancelled Clubs	% of Clubs Reporting Service	% No MMR in 3 Months	% No Officer Report in 12 months	% of Clubs with balance 90+ days	Number of Zone Chairs Recorded	Number of Region Chairs Recorded	District Officers Vacancies **
128	P	23	0	23	0%	0	1	-1	655	0	655	18	9	9	1.39%	670	28	22%	65	1	13%	43%	0%	9%	0	0	GLT,GST
		23	0	23	0%	0	1	-1	655	0	655	18	9	9	1.39%	670	28	22%	65	1	13%	43%	0%	9%	0	0	




District Health Assessment for District 129 through July 2025

		Clubs							Membership							Member Strength		Cancellation		Reports			Finance	Leadership			
District Name	Status/ Number of Months in Status *	Active Clubs	Clubs in Status Quo	Total Clubs	% Status Quo Clubs in Financial Suspension	New Clubs	Cancelled Clubs	YTD Net Club Gain/Loss	Current Members In Active Clubs	Current Members In Status Quo Clubs	Current Total Members Count	YTD		YTD NetGrowth (includes Active and Status Quo)	YTD NetGrowth% (includes Active and Status Quo)	Member Count 12 Months Ago	Average Member Count Per Club	% of Clubs with less than 20 members	Average Cancelled Club Age	Members Lost Due to Cancelled Clubs	% of Clubs Reporting Service	% No MMR in 3 Months	% No Officer Report in 12 months	% of Clubs with balance 90+ days	Number of Zone Chairs Recorded	Number of Region Chairs Recorded	District Officers Vacancies **
												YTD Add	YTD Drop														
129		62	0	62	0%	0	0	0	1565	0	1565	10	4	6	0.38%	1,526	25	29%	0	0	5%	19%	0%	2%	10	2	
		62	0	62	0%	0	0	0	1565	0	1565	10	4	6	0.38%	1,526	25	29%	0	0	5%	19%	0%	2%	10	2	




District Health Assessment for District 130 through July 2025

		Clubs							Membership							Member Strength		Cancellation		Reports			Finance	Leadership			
District Name	Status/ Number of Months in Status *	Active Clubs	Clubs in Status Quo	Total Clubs	% Status Quo in Financial Suspension	New Clubs	Cancelled Clubs	YTD Net Club Gain/Loss	Current Members In Active Clubs	Current Members In Status Quo Clubs	Current Total Members Count	YTD Add	YTD Drop	YTD NetGrowth (includes Active and Status Quo)	YTD NetGrowth% (includes Active and Status Quo)	Member Count 12 Months Ago	Average Member Count Per Club	% of Clubs with less than 20 members	Average Cancelled Club Age	Members Lost Due to Cancelled Clubs	% of Clubs Reporting Service	% No MMR in 3 Months	% No Officer Report in 12 months	% of Clubs with balance 90+ days	Number of Zone Chairs Recorded	Number of Region Chairs Recorded	District Officers Vacancies **
130	P	40	0	40	0%	1	0	1	707	0	707	28	12	16	2.32%	736	18	63%	0	0	13%	40%	3%	0%	8	2	
		40	0	40	0%	1	0	1	707	0	707	28	12	16	2.32%	736	18	63%	0	0	13%	40%	3%	0%	8	2	




District Health Assessment for District 131 through July 2025

		Clubs							Membership							Member Strength		Cancellation		Reports			Finance	Leadership			
District Name	Status/ Number of Months in Status *	Active Clubs	Clubs in Status Quo	Total Clubs	% Status Quo in Financial Suspension	New Clubs	Cancelled Clubs	YTD Net Club Gain/ Loss	Current Members In Active Clubs	Current Members In Status Quo Clubs	Current Total Members Count	YTD Add	YTD Drop	YTD NetGrowth (includes Active and Status Quo)	YTD NetGrowth% (includes Active and Status Quo)	Member Count 12 Months Ago	Average Member Count Per Club	% of Clubs with less than 20 members	Average Cancelled Club Age	Members Lost Due to Cancelled Clubs	% of Clubs Reporting Service	% No MMR in 3 Months	% No Officer Report in 12 months	% of Clubs with balance 90+ days	Number of Zone Chairs Recorded	Number of Region Chairs Recorded	District Officers Vacancies **
131	P	37	0	37	0%	0	0	0	736	0	736	1	4	-3	-0.41%	724	20	46%	0	0	14%	32%	30%	16%	0	0	
		37	0	37	0%	0	0	0	736	0	736	1	4	-3	-0.41%	724	20	46%	0	0	14%	32%	30%	16%	0	0	




District Health Assessment for District 132 through July 2025

		Clubs							Membership							Member Strength		Cancellation		Reports			Finance	Leadership			
District Name	Status/ Number of Months in Status *	Active Clubs	Clubs in Status Quo	Total Clubs	% Status Quo in Financial Suspension	New Clubs	Cancelled Clubs	YTD Net Club Gain/Loss	Current Members In Clubs	Current Members In Status Quo Clubs	Current Total Members Count	YTD Add	YTD Drop	YTD NetGrowth (includes Active and Status Quo)	YTD NetGrowth% (includes Active and Status Quo)	Member Count 12 Months Ago	Average Member Count Per Club	% of Clubs with less than 20 members	Average Cancelled Club Age	Members Lost Due to Cancelled Clubs	% of Clubs Reporting Service	% No MMR in 3 Months	% No Officer Report in 12 months	% of Clubs with balance 90+ days	Number of Zone Chairs Recorded	Number of Region Chairs Recorded	District Officers Vacancies **
132	P	29	0	29	0%	0	0	0	460	0	460	2	4	-2	-0.43%	432	16	72%	0	0	7%	41%	0%	3%	6	3	
		29	0	29	0%	0	0	0	460	0	460	2	4	-2	-0.43%	432	16	72%	0	0	7%	41%	0%	3%	6	3	




District Health Assessment for District 133 through July 2025

		Clubs							Membership							Member Strength		Cancellation		Reports			Finance		Leadership		
District Name	Status/ Number of Months in Status *	Active Clubs	Clubs in Status Quo	Total Clubs	% Status Quo Clubs in Financial Suspension	New Clubs	Cancelled Clubs	YTD Net Club Gain/Loss	Current Members In Active Clubs	Current Members In Status Quo Clubs	Current Total Members Count	YTD Add	YTD Drop	YTD NetGrowth (includes Active and Status Quo)	YTD NetGrowth% (includes Active and Status Quo)	Member Count 12 Months Ago	Average Member Count Per Club	% of Clubs with less than 20 members	Average Cancelled Club Age	Members Lost Due to Cancelled Clubs	% of Clubs Reporting Service	% No MMR in 3 Months	% No Officer Report in 12 months	% of Clubs with balance 90+ days	Number of Zone Chairs Recorded	Number of Region Chairs Recorded	District Officers Vacancies **
133		80	0	80	0%	0	0	0	1781	0	1781	13	10	3	0.17%	1,790	22	54%	0	0	4%	43%	10%	3%	0	0	2nd VDG
		80	0	80	0%	0	0	0	1781	0	1781	13	10	3	0.17%	1,790	22	54%	0	0	4%	43%	10%	3%	0	0	



District Health Assessment for District 134 through July 2025

		Clubs							Membership							Member Strength		Cancellation		Reports			Finance	Leadership			
District Name	Status/ Number of Months in Status *	Active Clubs	Clubs in Status Quo	Total Clubs	% Status Quo in Financial Suspension	New Clubs	Cancelled Clubs	YTD Net Club Gain/ Loss	Current Members In Active Clubs	Current Members In Status Quo Clubs	Current Total Members Count	YTD Add	YTD Drop	YTD NetGrowth (includes Active and Status Quo)	YTD NetGrowth% (includes Active and Status Quo)	Member Count 12 Months Ago	Average Member Count Per Club	% of Clubs with less than 20 members	Average Cancelled Club Age	Members Lost Due to Cancelled Clubs	% of Clubs Reporting Service	% No MMR in 3 Months	% No Officer Report in 12 months	% of Clubs with balance 90+ days	Number of Zone Chairs Recorded	Number of Region Chairs Recorded	District Officers Vacancies **
134	P	33	6	39	0%	0	0	0	884	132	1016	0	0	0	0.00%	626	27	18%	0	0	72%	51%	15%	8%	3	0	
		33	6	39	0%	0	0	0	884	132	1016	0	0	0	0.00%	626	31	18%	0	0	72%	51%	15%	8%	3	0	




District Health Assessment for Provisional District 135 through July 2025

Status/ District Name Number of Months in Status *		Clubs							Membership							Member Strength		Cancellation		Reports			Finance	Leadership			
		Active Clubs	Clubs in Status Quo	Total Clubs	% Status Quo Clubs in Financial Suspension	New Clubs	Cancelled Clubs	YTD Net Club Gain/Loss	Current Members In Active Clubs	Current Members In Status Quo Clubs	Current Total Members Count	YTD Add	YTD Drop	YTD NetGrowth (includes Active and Status Quo)	YTD NetGrowth% (includes Active and Status Quo)	Member Count 12 Months Ago	Average Member Count Per Club	% of Clubs with less than 20 members	Average Cancelled Club Age	Members Lost Due to Cancelled Clubs	% of Clubs Reporting Service	% No MMR in 3 Months	% No Officer Report in 12 months	% of Clubs with balance 90+ days	Number of Zone Chairs Recorded	Number of Region Chairs Recorded	District Officers Vacancies **
Provisional #35		21	0	21	0%	0	0	0	489	0	489	14	8	6	1.24%	465	23	24%	0	0	38%	10%	0%	14%	0	0	DG,GLT,GST
		21	0	21	0%	0	0	0	489	0	489	14	8	6	1.24%	465	23	24%	0	0	38%	10%	0%	14%	0	0	



District Health Assessment for Ident 5787 - MALTA - UND through July 2025

		Clubs							Membership							Member Strength		Cancellation		Reports			Finance	Leadership			
District Name	Status/ Number of Months in Status *	Active Clubs	Clubs in Status Quo	Total Clubs	% Status Quo Clubs in Financial Suspension	New Clubs	Cancelled Clubs	YTD Net Club Gain/ Loss	Current Members In Active Clubs	Current Members In Status Quo Clubs	Current Total Members Count	YTD Add	YTD Drop	YTD NetGrowth (includes Active and Status Quo)	YTD NetGrowth% (includes Active and Status Quo)	Member Count 12 Months Ago	Average Member Count Per Club	% of Clubs with less than 20 members	Average Cancelled Club Age	Members Lost Due to Cancelled Clubs	% of Clubs Reporting Service	% No MMR in 3 Months	% No Officer Report in 12 months	% of Clubs with balance 90+ days	Number of Zone Chairs Recorded	Number of Region Chairs Recorded	District Officers Vacancies **
Ident 5787 - MALTA		3	0	3	0%	0	0	0	104	0	104	3	6	-3	-2.80%	99	35	33%	0	0	0%	0%	33%	33%	0	0	
		3	0	3	0%	0	0	0	104	0	104	3	6	-3	-2.80%	99	35	33%	0	0	0%	0%	33%	33%	0	0	



District Health Assessment for Ident 5795 - PRINCIPAT D'ANDORRA - UND through July 2025

Status/ District Name		Clubs							Membership							Member Strength		Cancellation		Reports			Finance		Leadership		
		Active Clubs	Clubs in Status Quo	Total Clubs	% Status Quo Clubs in Financial Suspension	New Clubs	Cancelled Clubs	YTD Net Club Gain/Loss	Current Members In Active Clubs	Current Members In Status Quo Clubs	Current Total Members Count	YTD Add	YTD Drop	YTD NetGrowth (includes Active and Status Quo)	YTD NetGrowth% (includes Active and Status Quo)	Member Count 12 Months Ago	Average Member Count Per Club	% of Clubs with less than 20 members	Average Cancelled Club Age	Members Lost Due to Cancelled Clubs	% of Clubs Reporting Service	% No MMR in 3 Months	% No Officer Report in 12 months	% of Clubs with balance 90+ days	Number of Zone Chairs Recorded	Number of Region Chairs Recorded	District Officers Vacancies **
Ident 5795 - PRINCIPAT D'ANDORRA		1	0	1	0%	0	0	0	31	0	31	0	0	0	0.00%	31	31	0%	0	0	0%	0%	0%	0%	0	0	
		1	0	1	0%	0	0	0	31	0	31	0	0	0	0.00%	31	31	0%	0	0	0%	0%	0%	0%	0	0	



District Health Assessment for Ident 5811 - BOSNIA & HERZEGOVINA - UND through July 2025

Status/ District Name Number of Months in Status *		Clubs							Membership							Member Strength		Cancellation		Reports			Finance		Leadership		
		Active Clubs	Clubs in Status Quo	Total Clubs	% Status Quo Clubs in Financial Suspension	New Clubs	Cancelled Clubs	YTD Net Club Gain/Loss	Current Members In Active Clubs	Current Members In Status Quo Clubs	Current Total Members Count	YTD Add	YTD Drop	YTD NetGrowth (includes Active and Status Quo)	YTD NetGrowth% (includes Active and Status Quo)	Member Count 12 Months Ago	Average Member Count Per Club	% of Clubs with less than 20 members	Average Cancelled Club Age	Members Lost Due to Cancelled Clubs	% of Clubs Reporting Service	% No MMR in 3 Months	% No Officer Report in 12 months	% of Clubs with balance 90+ days	Number of Zone Chairs Recorded	Number of Region Chairs Recorded	District Officers Vacancies **
Ident 5811 - BOSNIA & HERZEGOVINA		4	0	4	0%	0	0	0	66	0	66	1	0	1	1.54%	70	17	75%	0	0	0%	50%	25%	0%	0	0	
		4	0	4	0%	0	0	0	66	0	66	1	0	1	1.54%	70	17	75%	0	0	0%	50%	25%	0%	0	0	



District Health Assessment for Ident 5815 - REPUBLIC OF MONTENEGRO - UND through July 2025

Status/ District Name Number of Months in Status *		Clubs							Membership							Member Strength		Cancellation		Reports			Finance		Leadership		
		Active Clubs	Clubs in Status Quo	Total Clubs	% Status Quo Clubs in Financial Suspension	New Clubs	Cancelled Clubs	YTD Net Club Gain/Loss	Current Members In Active Clubs	Current Members In Status Quo Clubs	Current Total Members Count	YTD Add	YTD Drop	YTD NetGrowth (includes Active and Status Quo)	YTD NetGrowth% (includes Active and Status Quo)	Member Count 12 Months Ago	Average Member Count Per Club	% of Clubs with less than 20 members	Average Cancelled Club Age	Members Lost Due to Cancelled Clubs	% of Clubs Reporting Service	% No MMR in 3 Months	% No Officer Report in 12 months	% of Clubs with balance 90+ days	Number of Zone Chairs Recorded	Number of Region Chairs Recorded	District Officers Vacancies **
Ident 5815 - REPUBLIC OF MONTENEGRO		2	0	2	0%	0	0	0	41	0	41	0	0	0	0.00%	43	21	0%	0	0	0%	50%	50%	0%	0	0	
		2	0	2	0%	0	0	0	41	0	41	0	0	0	0.00%	43	21	0%	0	0	0%	50%	50%	0%	0	0	




District Health Assessment for Ident 5823 - REP OF TAJIKISTAN - UND through July 2025

Status/ District Name		Clubs						Membership						Member Strength		Cancellation		Reports			Finance		Leadership				
		Active Clubs	Clubs in Status Quo	Total Clubs	% Status Quo Clubs in Financial Suspension	New Clubs	Cancelled Clubs	YTD Net Club Gain/Loss	Current Members In Active Clubs	Current Members In Status Quo Clubs	Current Total Members Count	YTD Add	YTD Drop	YTD NetGrowth (includes Active and Status Quo)	YTD NetGrowth% (includes Active and Status Quo)	Member Count 12 Months Ago	Average Member Count Per Club	% of Clubs with less than 20 members	Average Cancelled Club Age	Members Lost Due to Cancelled Clubs	% of Clubs Reporting Service	% No MMR in 3 Months	% No Officer Report in 12 months	% of Clubs with balance 90+ days	Number of Zone Chairs Recorded	Number of Region Chairs Recorded	District Officers Vacancies **
Ident 5823 - REP OF TAJIKISTAN		1	0	1	0%	0	0	0	20	0	20	0	0	0	0.00%	20	20	0%	0	0	0%	0%	0%	100%	0	0	
		1	0	1	0%	0	0	0	20	0	20	0	0	0	0.00%	20	20	0%	0	0	0%	0%	0%	100%	0	0	



District Health Assessment for Ident 5827 - REP OF GEORGIA - UND through July 2025

 Status/ District Name		Clubs							Membership							Member Strength		Cancellation		Reports			Finance	Leadership			
		Active Clubs	Clubs in Status Quo	Total Clubs	% Status Quo Clubs in Financial Suspension	New Clubs	Cancelled Clubs	YTD Net Club Gain/Loss	Current Members In Active Clubs	Current Members In Status Quo Clubs	Current Total Members Count	YTD Add	YTD Drop	YTD NetGrowth (includes Active and Status Quo)	YTD NetGrowth% (includes Active and Status Quo)	Member Count 12 Months Ago	Average Member Count Per Club	% of Clubs with less than 20 members	Average Cancelled Club Age	Members Lost Due to Cancelled Clubs	% of Clubs Reporting Service	% No MMR in 3 Months	% No Officer Report in 12 months	% of Clubs with balance 90+ days	Number of Zone Chairs Recorded	Number of Region Chairs Recorded	District Officers Vacancies **
Ident 5827 - REP OF GEORGIA		15	0	15	0%	0	0	0	232	0	232	0	0	0	0.00%	234	15	47%	0	0	0%	100%	93%	7%	0	0	
		15	0	15	0%	0	0	0	232	0	232	0	0	0	0.00%	234	15	47%	0	0	0%	100%	93%	7%	0	0	




District Health Assessment for Ident 5835 - ALBANIA - UND through July 2025

Status/ District Name Number of Months in Status *		Clubs							Membership							Member Strength		Cancellation		Reports			Finance		Leadership		
		Active Clubs	Clubs in Status Quo	Total Clubs	% Status Quo Clubs in Financial Suspension	New Clubs	Cancelled Clubs	YTD Net Club Gain/Loss	Current Members In Active Clubs	Current Members In Status Quo Clubs	Current Total Members Count	YTD Add	YTD Drop	YTD NetGrowth (includes Active and Status Quo)	YTD NetGrowth% (includes Active and Status Quo)	Member Count 12 Months Ago	Average Member Count Per Club	% of Clubs with less than 20 members	Average Cancelled Club Age	Members Lost Due to Cancelled Clubs	% of Clubs Reporting Service	% No MMR in 3 Months	% No Officer Report in 12 months	% of Clubs with balance 90+ days	Number of Zone Chairs Recorded	Number of Region Chairs Recorded	District Officers Vacancies **
Ident 5835 - ALBANIA		2	0	2	0%	0	0	0	37	0	37	0	0	0	0.00%	36	19	100%	0	0	0%	100%	50%	0%	0	0	
		2	0	2	0%	0	0	0	37	0	37	0	0	0	0.00%	36	19	100%	0	0	0%	100%	50%	0%	0	0	



District Health Assessment for Ident 5839 - BELARUS REP. - UND through July 2025

 Status/ District Name		Clubs							Membership							Member Strength		Cancellation		Reports			Finance	Leadership		
		Active Clubs	Clubs in Status Quo	Total Clubs	% Status Quo Clubs in Financial Suspension	New Clubs	Cancelled Clubs	YTD Net Club Gain/Loss	Current Members In Active Clubs	Current Members In Status Quo Clubs	Current Total Members Count	YTD Add	YTD Drop	YTD NetGrowth (includes Active and Status Quo)	YTD NetGrowth% (includes Active and Status Quo)	Member Count 12 Months Ago	Average Member Count Per Club	% of Clubs with less than 20 members	Average Cancelled Club Age	Members Lost Due to Cancelled Clubs	% of Clubs Reporting Service	% No MMR in 3 Months	% No Officer Report in 12 months	% of Clubs with balance 90+ days	Number of Zone Chairs Recorded	Number of Region Chairs Recorded
Ident 5839 - BELARUS REP.		0	3	3	0%	0	0	0	40	40	0	0	0	0.00%	40	0	100%	0	0	0%	100%	100%	33%	0	0	
		0	3	3	0%	0	0	0	40	40	0	0	0	0.00%	40	0	100%	0	0	0%	100%	100%	33%	0	0	



District Health Assessment for Ident 5851 - REP OF SAN MARINO - UND through July 2025

Status/ District Name of Months in Status *		Clubs							Membership							Member Strength		Cancellation		Reports			Finance	Leadership			
		Active Clubs	Clubs in Status Quo	Total Clubs	% Status Quo Clubs in Financial Suspension	New Clubs	Cancelled Clubs	YTD Net Club Gain/ Loss	Current Members In Active Clubs	Current Members In Status Quo Clubs	Current Total Members Count	YTD Add	YTD Drop	YTD NetGrowth (includes Active and Status Quo)	YTD NetGrowth% (includes Active and Status Quo)	Member Count 12 Months Ago	Average Member Count Per Club	% of Clubs with less than 20 members	Average Cancelled Club Age	Members Lost Due to Cancelled Clubs	% of Clubs Reporting Service	% No MMR in 3 Months	% No Officer Report in 12 months	% of Clubs with balance 90+ days	Number of Zone Chairs Recorded	Number of Region Chairs Recorded	District Officers Vacancies **
Ident 5851 - REP OF SAN MARINO		1	0	1	0%	0	0	0	39	0	39	0	0	0	0.00%	41	39	0%	0	0	0%	0%	0%	0%	0	0	
		1	0	1	0%	0	0	0	39	0	39	0	0	0	0.00%	41	39	0%	0	0	0%	0%	0%	0%	0	0	




District Health Assessment for Ident 5863 - REP OF MOLDOVA - UND through July 2025

Status/ District Name of Months in Status *		Clubs							Membership							Member Strength		Cancellation		Reports			Finance	Leadership			
		Active Clubs	Clubs in Status Quo	Total Clubs	% Status Quo in Financial Suspension	New Clubs	Cancelled Clubs	YTD Net Club Gain/ Loss	Current Members In Active Clubs	Current Members In Status Quo Clubs	Current Total Members Count	YTD Add	YTD Drop	YTD NetGrowth (includes Active and Status Quo)	YTD NetGrowth% (includes Active and Status Quo)	Member Count 12 Months Ago	Average Member Count Per Club	% of Clubs with less than 20 members	Average Cancelled Club Age	Members Lost Due to Cancelled Clubs	% of Clubs Reporting Service	% No MMR in 3 Months	% No Officer Report in 12 months	% of Clubs with balance 90+ days	Number of Zone Chairs Recorded	Number of Region Chairs Recorded	District Officers Vacancies **
Ident 5863 - REP OF MOLDOVA		7	0	7	0%	0	0	0	102	0	102	0	0	0	0.00%	132	15	100%	0	0	0%	29%	14%	0%	0	0	
		7	0	7	0%	0	0	0	102	0	102	0	0	0	0.00%	132	15	100%	0	0	0%	29%	14%	0%	0	0	



District Health Assessment for Ident 5867 - PRIN OF MONACO - UND through July 2025

		Clubs							Membership							Member Strength		Cancellation		Reports			Finance		Leadership		
District Name	Status/ Number of Months in Status *	Active Clubs	Clubs in Status Quo	Total Clubs	% Status Quo Clubs in Financial Suspension	New Clubs	Cancelled Clubs	YTD Net Club Gain/Loss	Current Members In Active Clubs	Current Members In Status Quo Clubs	Current Total Members Count	YTD Add	YTD Drop	YTD NetGrowth (includes Active and Status Quo)	YTD NetGrowth% (includes Active and Status Quo)	Member Count 12 Months Ago	Average Member Count Per Club	% of Clubs with less than 20 members	Average Cancelled Club Age	Members Lost Due to Cancelled Clubs	% of Clubs Reporting Service	% No MMR in 3 Months	% No Officer Report in 12 months	% of Clubs with balance 90+ days	Number of Zone Chairs Recorded	Number of Region Chairs Recorded	District Officers Vacancies **
Ident 5867 - PRIN OF MONACO		1	0	1	0%	0	0	0	34	0	34	0	0	0	0.00%	35	34	0%	0	0	0%	100%	100%	0%	0	0	
		1	0	1	0%	0	0	0	34	0	34	0	0	0	0.00%	35	34	0%	0	0	0%	100%	100%	0%	0	0	



District Health Assessment for Ident 5875 - GIBRALTAR - UND through July 2025

Status/ District Name Number of Months in Status *		Clubs							Membership							Member Strength		Cancellation		Reports			Finance		Leadership		
		Active Clubs	Clubs in Status Quo	Total Clubs	% Status Quo Clubs in Financial Suspension	New Clubs	Cancelled Clubs	YTD Net Club Gain/Loss	Current Members In Active Clubs	Current Members In Status Quo Clubs	Current Total Members Count	YTD Add	YTD Drop	YTD NetGrowth (includes Active and Status Quo)	YTD NetGrowth% (includes Active and Status Quo)	Member Count 12 Months Ago	Average Member Count Per Club	% of Clubs with less than 20 members	Average Cancelled Club Age	Members Lost Due to Cancelled Clubs	% of Clubs Reporting Service	% No MMR in 3 Months	% No Officer Report in 12 months	% of Clubs with balance 90+ days	Number of Zone Chairs Recorded	Number of Region Chairs Recorded	District Officers Vacancies **
Ident 5875 - GIBRALTAR		1	0	1	0%	0	0	0	14	0	14	0	0	0	0.00%	17	14	100%	0	0	0%	0%	0%	0%	0	0	
		1	0	1	0%	0	0	0	14	0	14	0	0	0	0.00%	17	14	100%	0	0	0%	0%	0%	0%	0	0	




District Health Assessment for Ident 5891 - REP OF LATVIA - UND through July 2025

Status/ District Name of Months in Status *		Clubs							Membership							Member Strength		Cancellation		Reports			Finance		Leadership		
		Active Clubs	Clubs in Status Quo	Total Clubs	% Status Quo Clubs in Financial Suspension	New Clubs	Cancelled Clubs	YTD Net Club Gain/ Loss	Current Members In Active Clubs	Current Members In Status Quo Clubs	Current Total Members Count	YTD Add	YTD Drop	YTD NetGrowth (includes Active and Status Quo)	YTD NetGrowth% (includes Active and Status Quo)	Member Count 12 Months Ago	Average Member Count Per Club	% of Clubs with less than 20 members	Average Cancelled Club Age	Members Lost Due to Cancelled Clubs	% of Clubs Reporting Service	% No MMR in 3 Months	% No Officer Report in 12 months	% of Clubs with balance 90+ days	Number of Zone Chairs Recorded	Number of Region Chairs Recorded	District Officers Vacancies **
Ident 5891 - REP OF LATVIA		3	0	3	0%	0	0	0	21	0	21	0	0	0	0.00%	24	7	100%	0	0	0%	67%	0%	0%	0	0	
		3	0	3	0%	0	0	0	21	0	21	0	0	0	0.00%	24	7	100%	0	0	0%	67%	0%	0%	0	0	




District Health Assessment for Ident 5911 - REPUBLIC OF KOSOVO - UND through July 2025

 Status/ District Name		Clubs							Membership							Member Strength		Cancellation		Reports			Finance	Leadership			
		Active Clubs	Clubs in Status Quo	Total Clubs	% Status Quo Clubs in Financial Suspension	New Clubs	Cancelled Clubs	YTD Net Club Gain/Loss	Current Members In Active Clubs	Current Members In Status Quo Clubs	Current Total Members Count	YTD Add	YTD Drop	YTD NetGrowth (includes Active and Status Quo)	YTD NetGrowth% (includes Active and Status Quo)	Member Count 12 Months Ago	Average Member Count Per Club	% of Clubs with less than 20 members	Average Cancelled Club Age	Members Lost Due to Cancelled Clubs	% of Clubs Reporting Service	% No MMR in 3 Months	% No Officer Report in 12 months	% of Clubs with balance 90+ days	Number of Zone Chairs Recorded	Number of Region Chairs Recorded	District Officers Vacancies **
Ident 5911 - REPUBLIC OF KOSOVO		6	1	7	100%	0	0	0	99	16	115	0	0	0	0.00%	101	17	100%	0	0	0%	43%	14%	57%	0	0	
		6	1	7	100%	0	0	0	99	16	115	0	0	0	0.00%	101	19	100%	0	0	0%	43%	14%	57%	0	0	



District Health Assessment for Ident 5915 - ARMENIA - UND through July 2025

 Status/ District Name		Clubs							Membership							Member Strength		Cancellation		Reports			Finance	Leadership			
		Active Clubs	Clubs in Status Quo	Total Clubs	% Status Quo in Financial Suspension	New Clubs	Cancelled Clubs	YTD Net Club Gain/Loss	Current Members In Active Clubs	Current Members In Status Quo Clubs	Current Total Members Count	YTD Add	YTD Drop	YTD NetGrowth (includes Active and Status Quo)	YTD NetGrowth% (includes Active and Status Quo)	Member Count 12 Months Ago	Average Member Count Per Club	% of Clubs with less than 20 members	Average Cancelled Club Age	Members Lost Due to Cancelled Clubs	% of Clubs Reporting Service	% No MMR in 3 Months	% No Officer Report in 12 months	% of Clubs with balance 90+ days	Number of Zone Chairs Recorded	Number of Region Chairs Recorded	District Officers Vacancies **
Ident 5915 - ARMENIA		2	3	5	0%	0	0	0	16	27	43	0	0	0	0.00%	27	8	100%	0	0	0%	100%	60%	100%	0	0	
		2	3	5	0%	0	0	0	16	27	43	0	0	0	0.00%	27	22	100%	0	0	0%	100%	60%	100%	0	0	



District Health Assessment for Ident 5931 - BULGARIA - UND through July 2025

Status/ District Name of Months in Status *		Clubs							Membership							Member Strength		Cancellation		Reports			Finance	Leadership			
		Active Clubs	Clubs in Status Quo	Total Clubs	% Status Quo Clubs in Financial Suspension	New Clubs	Cancelled Clubs	YTD Net Club Gain/ Loss	Current Members In Active Clubs	Current Members In Status Quo Clubs	Current Total Members Count	YTD Add	YTD Drop	YTD NetGrowth (includes Active and Status Quo)	YTD NetGrowth% (includes Active and Status Quo)	Member Count 12 Months Ago	Average Member Count Per Club	% of Clubs with less than 20 members	Average Cancelled Club Age	Members Lost Due to Cancelled Clubs	% of Clubs Reporting Service	% No MMR in 3 Months	% No Officer Report in 12 months	% of Clubs with balance 90+ days	Number of Zone Chairs Recorded	Number of Region Chairs Recorded	District Officers Vacancies **
Ident 5931 - BULGARIA		9	0	9	0%	0	0	0	222	0	222	1	0	1	0.45%	209	25	22%	0	0	0%	33%	22%	11%	0	0	
		9	0	9	0%	0	0	0	222	0	222	1	0	1	0.45%	209	25	22%	0	0	0%	33%	22%	11%	0	0	



District Health Assessment for Ident 5935 - SERBIA - UND through July 2025

Status/ District Name of Months in Status *		Clubs							Membership							Member Strength		Cancellation		Reports			Finance	Leadership			
		Active Clubs	Clubs in Status Quo	Total Clubs	% Status Quo Clubs in Financial Suspension	New Clubs	Cancelled Clubs	YTD Net Club Gain/ Loss	Current Members In Active Clubs	Current Members In Status Quo Clubs	Current Total Members Count	YTD Add	YTD Drop	YTD NetGrowth (includes Active and Status Quo)	YTD NetGrowth% (includes Active and Status Quo)	Member Count 12 Months Ago	Average Member Count Per Club	% of Clubs with less than 20 members	Average Cancelled Club Age	Members Lost Due to Cancelled Clubs	% of Clubs Reporting Service	% No MMR in 3 Months	% No Officer Report in 12 months	% of Clubs with balance 90+ days	Number of Zone Chairs Recorded	Number of Region Chairs Recorded	District Officers Vacancies **
Ident 5935 - SERBIA		4	0	4	0%	0	0	0	53	0	53	0	0	0	0.00%	49	13	75%	0	0	0%	0%	50%	0%	0	0	
		4	0	4	0%	0	0	0	53	0	53	0	0	0	0.00%	49	13	75%	0	0	0%	0%	50%	0%	0	0	

* - District Status: P - Provisional, T - Transitional.

** - District Officers Vacancies: DG - District Governor, 1st VDG - First Vice District Governor, 2nd VDG - Second Vice District Governor.