




District Health Assessment for Multiple District 301 through July 2025

		Clubs							Membership							Member Strength		Cancellation		Reports			Finance	Leadership				
District Name	Status/ Number of Months in Status *	Active Clubs	Clubs in Status Quo	Total Clubs	% Status Quo Clubs in Financial Suspension	New Clubs	Cancelled Clubs	YTD Net Club Gain/Loss	Current Members In Active Clubs	Current Members In Status Quo Clubs	Current Total Members Count	YTD Add	YTD Drop	YTD NetGrowth (includes Active and Status Quo)	YTD NetGrowth% (includes Active and Status Quo)	Member Count 12 Months Ago	Average Member Count Per Club	% of Clubs with less than 20 members	Average Cancelled Club Age	Members Lost Due to Cancelled Clubs	% of Clubs Reporting Service	% No MMR in 3 Months	% No Officer Report in 12 months	% of Clubs with balance 90+ days	Number of Zone Chairs Recorded	Number of Region Chairs Recorded	District Officers Vacancies **	
301A2	T(24)	104	0	104	0%	0	0	0	3580	0	3580	70	52	18	0.51%	3,194	34	13%	0	0	52%	14%	8%	8%	24	15	2nd VDG	
301A3		31	0	31	0%	2	0	2	898	0	898	75	27	48	5.65%	925	29	32%	0	0	29%	29%	26%	3%	8	4		
301A4		T(21)	34	0	34	0%	2	0	2	1155	0	1155	52	7	45	4.05%	1,112	34	21%	0	0	6%	53%	12%	3%	16		8
301 B1		51	0	51	0%	2	0	2	1482	0	1482	60	11	49	3.42%	1,286	29	29%	0	0	47%	10%	0%	0%	0	0		
301 B2		47	1	48	100%	3	0	3	1438	13	1451	99	13	86	6.30%	1,223	31	21%	0	0	23%	17%	10%	4%	15	6		
301 C		65	0	65	0%	6	0	6	2208	0	2208	221	54	167	8.18%	1,642	34	18%	0	0	54%	20%	8%	2%	11	5		
301D1		69	0	69	0%	3	0	3	1747	0	1747	102	21	81	4.86%	1,502	25	32%	0	0	20%	32%	6%	6%	0	0		
301D2		77	0	77	0%	0	0	0	1271	0	1271	17	2	15	1.19%	2,164	17	66%	0	0	9%	26%	19%	19%	20	5		
301 E		100	0	100	0%	4	0	4	2933	0	2933	106	22	84	2.95%	1,975	29	20%	0	0	12%	36%	11%	0%	0	0		
		578	1	579	100%	22	0	22	16712	13	16725	802	209	593	3.68%	15,023	29	28%	0	0	29%	25%	10%	6%	94	43		




District Health Assessment for Multiple District 308 through July 2025

District Name	Status/ Number of Months in Status *	Clubs							Membership							Member Strength		Cancellation		Reports			Finance	Leadership			
		Active Clubs	Clubs in Status Quo	Total Clubs	% Status Quo Clubs in Financial Suspension	New Clubs	Cancelled Clubs	YTD Net Club Gain/Loss	Current Members In Active Clubs	Current Members In Status Quo Clubs	Current Total Members Count	YTD Add	YTD Drop	YTD NetGrowth (includes Active and Status Quo)	YTD NetGrowth% (includes Active and Status Quo)	Member Count 12 Months Ago	Average Member Count Per Club	% of Clubs with less than 20 members	Average Cancelled Club Age	Members Lost Due to Cancelled Clubs	% of Clubs Reporting Service	% No MMR in 3 Months	% No Officer Report in 12 months	% of Clubs with balance 90+ days	Number of Zone Chairs Recorded	Number of Region Chairs Recorded	District Officers Vacancies **
308 A2		97	0	97	0%	1	0	1	2722	0	2722	121	30	91	3.46%	2,623	28	25%	0	0	63%	14%	3%	4%	20	7	
308 B1		71	0	71	0%	0	0	0	1997	0	1997	87	10	77	4.01%	1,940	28	31%	0	0	87%	15%	1%	3%	16	6	
308 B2		136	0	136	0%	1	0	1	3795	0	3795	169	33	136	3.72%	3,869	28	45%	0	0	36%	7%	4%	1%	22	19	
308 B3		68	0	68	0%	1	0	1	2285	0	2285	80	15	65	2.93%	2,185	34	21%	0	0	71%	21%	4%	9%	17	8	
		372	0	372	0%	3	0	3	10799	0	10799	457	88	369	3.54%	10,617	29	33%	0	0	59%	13%	3%	3%	75	40	




District Health Assessment for Multiple District 310 through July 2025

		Clubs							Membership							Member Strength		Cancellation		Reports			Finance	Leadership			
District Name	Status/ Number of Months in Status *	Active Clubs	Clubs in Status Quo	Total Clubs	% Status Quo Clubs in Financial Suspension	New Clubs	Cancelled Clubs	YTD Net Club Gain/Loss	Current Members In Active Clubs	Current Members In Status Quo Clubs	Current Total Members Count	YTD Add	YTD Drop	YTD NetGrowth (includes Active and Status Quo)	YTD NetGrowth% (includes Active and Status Quo)	Member Count 12 Months Ago	Average Member Count Per Club	% of Clubs with less than 20 members	Average Cancelled Club Age	Members Lost Due to Cancelled Clubs	% of Clubs Reporting Service	% No MMR in 3 Months	% No Officer Report in 12 months	% of Clubs with balance 90+ days	Number of Zone Chairs Recorded	Number of Region Chairs Recorded	District Officers Vacancies **
310 A1	T(24)	48	0	48	0%	1	0	1	843	0	843	29	1	28	3.44%	789	18	60%	0	0	23%	19%	6%	0%	10	5	2nd VDG
310 A2	T(23)	43	0	43	0%	1	0	1	1180	0	1180	52	26	26	2.25%	1,155	27	44%	0	0	9%	19%	5%	0%	7	3	
310 B		41	0	41	0%	1	0	1	1274	0	1274	34	16	18	1.43%	1,190	31	22%	0	0	24%	24%	5%	2%	9	3	
310 C	T(24)	43	0	43	0%	1	0	1	1193	0	1193	26	8	18	1.53%	1,129	28	40%	0	0	16%	30%	16%	2%	8	4	
310 D		71	0	71	0%	0	0	0	1462	0	1462	45	12	33	2.31%	1,437	21	48%	0	0	1%	23%	1%	1%	17	8	
310 E		68	0	68	0%	1	0	1	1356	0	1356	26	6	20	1.50%	1,238	20	54%	0	0	3%	38%	1%	0%	13	6	
		314	0	314	0%	5	0	5	7308	0	7308	212	69	143	2.00%	6,938	23	46%	0	0	11%	26%	5%	1%	64	29	




District Health Assessment for District 204 through July 2025

		Clubs							Membership							Member Strength		Cancellation		Reports			Finance	Leadership			
District Name	Status/ Number of Months in Status *	Active Clubs	Clubs in Status Quo	Total Clubs	% Status Quo in Financial Suspension	New Clubs	Cancelled Clubs	YTD Net Club Gain/Loss	Current Members In Clubs	Current Members In Status Quo Clubs	Current Total Members Count	YTD Add	YTD Drop	YTD NetGrowth (includes Active and Status Quo)	YTD NetGrowth% (includes Active and Status Quo)	Member Count 12 Months Ago	Average Member Count Per Club	% of Clubs with less than 20 members	Average Cancelled Club Age	Members Lost Due to Cancelled Clubs	% of Clubs Reporting Service	% No MMR in 3 Months	% No Officer Report in 12 months	% of Clubs with balance 90+ days	Number of Zone Chairs Recorded	Number of Region Chairs Recorded	District Officers Vacancies **
204		39	0	39	0%	0	0	0	1317	0	1317	45	7	38	2.97%	1,117	34	18%	0	0	59%	18%	5%	3%	5	1	
		39	0	39	0%	0	0	0	1317	0	1317	45	7	38	2.97%	1,117	34	18%	0	0	59%	18%	5%	3%	5	1	



District Health Assessment for District 309 through July 2025

		Clubs							Membership							Member Strength		Cancellation		Reports			Finance	Leadership			
District Name	Status/ Number of Months in Status *	Active Clubs	Clubs in Status Quo	Total Clubs	% Status Quo Clubs in Financial Suspension	New Clubs	Cancelled Clubs	YTD Net Club Gain/ Loss	Current Members In Active Clubs	Current Members In Status Quo Clubs	Current Total Members Count	YTD Add	YTD Drop	YTD NetGrowth (includes Active and Status Quo)	YTD NetGrowth% (includes Active and Status Quo)	Member Count 12 Months Ago	Average Member Count Per Club	% of Clubs with less than 20 members	Average Cancelled Club Age	Members Lost Due to Cancelled Clubs	% of Clubs Reporting Service	% No MMR in 3 Months	% No Officer Report in 12 months	% of Clubs with balance 90+ days	Number of Zone Chairs Recorded	Number of Region Chairs Recorded	District Officers Vacancies **
309		109	0	109	0%	1	0	1	3410	0	3410	245	32	213	6.66%	3,276	31	42%	0	0	22%	20%	6%	1%	21	7	
		109	0	109	0%	1	0	1	3410	0	3410	245	32	213	6.66%	3,276	31	42%	0	0	22%	20%	6%	1%	21	7	



District Health Assessment for Ident 5843 - CAMBODIA,KINGDOM OF - UND through July 2025

Status/ District Name of Months in Status *		Clubs							Membership							Member Strength		Cancellation		Reports			Finance	Leadership			
		Active Clubs	Clubs in Status Quo	Total Clubs	% Status Quo Clubs in Financial Suspension	New Clubs	Cancelled Clubs	YTD Net Club Gain/ Loss	Current Members In Active Clubs	Current Members In Status Quo Clubs	Current Total Members Count	YTD Add	YTD Drop	YTD NetGrowth (includes Active and Status Quo)	YTD NetGrowth% (includes Active and Status Quo)	Member Count 12 Months Ago	Average Member Count Per Club	% of Clubs with less than 20 members	Average Cancelled Club Age	Members Lost Due to Cancelled Clubs	% of Clubs Reporting Service	% No MMR in 3 Months	% No Officer Report in 12 months	% of Clubs with balance 90+ days	Number of Zone Chairs Recorded	Number of Region Chairs Recorded	District Officers Vacancies **
Ident 5843 - CAMBODIA,KING DOM OF		4	0	4	0%	0	0	0	81	0	81	2	1	1	1.25%	67	20	25%	0	0	25%	25%	0%	0%	0	0	
		4	0	4	0%	0	0	0	81	0	81	2	1	1	1.25%	67	20	25%	0	0	25%	25%	0%	0%	0	0	



District Health Assessment for Ident 5845 - REP OF THE UNION OF MYANMAR - UND through July 2025

Status/ District Name of Months in Status *		Clubs							Membership							Member Strength		Cancellation		Reports			Finance	Leadership			
		Active Clubs	Clubs in Status Quo	Total Clubs	% Status Quo in Financial Suspension	New Clubs	Cancelled Clubs	YTD Net Club Gain/ Loss	Current Members In Active Clubs	Current Members In Status Quo Clubs	Current Total Members Count	YTD Add	YTD Drop	YTD NetGrowth (includes Active and Status Quo)	YTD NetGrowth% (includes Active and Status Quo)	Member Count 12 Months Ago	Average Member Count Per Club	% of Clubs with less than 20 members	Average Cancelled Club Age	Members Lost Due to Cancelled Clubs	% of Clubs Reporting Service	% No MMR in 3 Months	% No Officer Report in 12 months	% of Clubs with balance 90+ days	Number of Zone Chairs Recorded	Number of Region Chairs Recorded	District Officers Vacancies **
Ident 5845 - REP OF THE UNION OF MYANMAR		1	0	1	0%	0	0	0	20	0	20	0	0	0	0.00%	20	20	0%	0	0	0%	100%	100%	100%	0	0	
		1	0	1	0%	0	0	0	20	0	20	0	0	0	0.00%	20	20	0%	0	0	0%	100%	100%	100%	0	0	

* - District Status: P - Provisional, T - Transitional.
** - District Officers Vacancies: DG - District Governor, 1st VDG - First Vice District Governor, 2nd VDG - Second Vice District Governor.