





District Health Assessment for Multiple District 316 through July 2025

|  | | Clubs | | | | | | | Membership | | | | | | | Member Strength | | Cancellation | | Reports | | | Finance | Leadership | | | |
|--|---|-----------------|------------------------------|----------------|--|--------------|--------------------|-------------------------------------|--|---|--------------------------------------|------------|-------------|--|---|-------------------------------------|--|--|-------------------------------------|---|---------------------------------------|-------------------------------|---|---|--|--|---|
| District Name | Status/ Number of Months in Status * | Active Clubs | Clubs in Status Quo | Total Clubs | % Status Quo Clubs in Financial Suspension | New Clubs | Cancelled Clubs | YTD Net Club Gain/ Loss | Current Members In Active Clubs | Current Members In Status Quo Clubs | Current Total Members Count | YTD Add | YTD Drop | YTD NetGrowth (includes Active and Status Quo) | YTD NetGrowth% (includes Active and Status Quo) | Member Count 12 Months Ago | Average Member Count Per Club | % of Clubs with less than 20 members | Average Cancelled Club Age | Members Lost Due to Cancelled Clubs | % of Clubs Reporting Service | % No MMR in 3 Months | % No Officer Report in 12 months | % of Clubs with balance 90+ days | Number of Zone Chairs Recorded | Number of Region Chairs Recorded | District Officers Vacancies ** |
| 316 A | | 69 | 0 | 69 | 0% | 5 | 0 | 5 | 2700 | 0 | 2700 | 244 | 27 | 217 | 8.74% | 2,358 | 39 | 19% | 0 | 0 | 26% | 16% | 14% | 7% | 11 | 5 | |
| 316 B | | 70 | 0 | 70 | 0% | 7 | 0 | 7 | 2224 | 0 | 2224 | 202 | 2 | 200 | 9.88% | 1,891 | 32 | 30% | 0 | 0 | 27% | 16% | 14% | 11% | 13 | 4 | |
| 316 D | | 107 | 0 | 107 | 0% | 10 | 0 | 10 | 3205 | 0 | 3205 | 236 | 26 | 210 | 7.01% | 2,743 | 30 | 36% | 0 | 0 | 9% | 11% | 1% | 11% | 20 | 7 | |
| 316 G | | 79 | 0 | 79 | 0% | 7 | 0 | 7 | 2999 | 0 | 2999 | 205 | 20 | 185 | 6.57% | 2,717 | 38 | 22% | 0 | 0 | 65% | 10% | 1% | 4% | 20 | 7 | |
| 316 H | | 44 | 0 | 44 | 0% | 0 | 1 | -1 | 1704 | 0 | 1704 | 5 | 36 | -31 | -1.79% | 1,051 | 39 | 36% | 4 | 15 | 5% | 27% | 20% | 7% | 0 | 0 | 2nd VDG, GLT, GMT , GST |
| 316 J | | 58 | 0 | 58 | 0% | 3 | 0 | 3 | 2200 | 0 | 2200 | 109 | 17 | 92 | 4.36% | 2,096 | 38 | 41% | 0 | 0 | 33% | 12% | 7% | 5% | 12 | 5 | |
| | | 427 | 0 | 427 | 0% | 32 | 1 | 31 | 15032 | 0 | 15032 | 1001 | 128 | 873 | 6.17% | 12,856 | 35 | 30% | 4 | 15 | 28% | 14% | 8% | 8% | 76 | 28 | |




District Health Assessment for Multiple District 317 through July 2025

|  | | Clubs | | | | | | | Membership | | | | | | | Member Strength | | Cancellation | | Reports | | | Finance | Leadership | | | |
|--|---|--------------|---------------------|-------------|--|-----------|-----------------|------------------------|---------------------------------|-------------------------------------|-----------------------------|---------|----------|--|---|----------------------------|-------------------------------|--------------------------------------|----------------------------|-------------------------------------|------------------------------|----------------------|----------------------------------|----------------------------------|--------------------------------|----------------------------------|--------------------------------|
| District Name | Status/ Number of Months in Status * | Active Clubs | Clubs in Status Quo | Total Clubs | % Status Quo Clubs in Financial Suspension | New Clubs | Cancelled Clubs | YTD Net Club Gain/Loss | Current Members In Active Clubs | Current Members In Status Quo Clubs | Current Total Members Count | YTD Add | YTD Drop | YTD NetGrowth (includes Active and Status Quo) | YTD NetGrowth% (includes Active and Status Quo) | Member Count 12 Months Ago | Average Member Count Per Club | % of Clubs with less than 20 members | Average Cancelled Club Age | Members Lost Due to Cancelled Clubs | % of Clubs Reporting Service | % No MMR in 3 Months | % No Officer Report in 12 months | % of Clubs with balance 90+ days | Number of Zone Chairs Recorded | Number of Region Chairs Recorded | District Officers Vacancies ** |
| 317 A | | 79 | 0 | 79 | 0% | 2 | 0 | 2 | 2454 | 0 | 2454 | 290 | 36 | 254 | 11.55% | 2,278 | 31 | 20% | 0 | 0 | 73% | 10% | 1% | 5% | 21 | 7 | |
| 317 G | | 96 | 0 | 96 | 0% | 3 | 0 | 3 | 2866 | 0 | 2866 | 167 | 48 | 119 | 4.33% | 2,668 | 30 | 21% | 0 | 0 | 21% | 21% | 11% | 6% | 21 | 10 | |
| 317 B | | 109 | 0 | 109 | 0% | 0 | 0 | 0 | 3673 | 0 | 3673 | 122 | 22 | 100 | 2.80% | 3,656 | 34 | 19% | 0 | 0 | 69% | 11% | 4% | 4% | 26 | 12 | |
| 317 C | | 110 | 1 | 111 | 0% | 8 | 0 | 8 | 3137 | 29 | 3166 | 414 | 23 | 391 | 14.09% | 2,871 | 29 | 32% | 0 | 0 | 78% | 14% | 1% | 1% | 0 | 0 | 2nd VDG |
| 317 D | | 116 | 0 | 116 | 0% | 0 | 0 | 0 | 4507 | 0 | 4507 | 194 | 10 | 184 | 4.26% | 4,458 | 39 | 15% | 0 | 0 | 34% | 9% | 11% | 5% | 20 | 10 | |
| 317 E | | 75 | 0 | 75 | 0% | 1 | 0 | 1 | 2426 | 0 | 2426 | 109 | 32 | 77 | 3.28% | 2,231 | 32 | 21% | 0 | 0 | 75% | 8% | 3% | 1% | 19 | 7 | |
| 317 F | | 90 | 0 | 90 | 0% | 3 | 0 | 3 | 2357 | 0 | 2357 | 137 | 5 | 132 | 5.93% | 2,069 | 26 | 32% | 0 | 0 | 98% | 7% | 3% | 1% | 20 | 7 | |
| | | 675 | 1 | 676 | 0% | 17 | 0 | 17 | 21420 | 29 | 21449 | 1433 | 176 | 1257 | 6.23% | 20,231 | 32 | 23% | 0 | 0 | 63% | 12% | 5% | 3% | 127 | 53 | |




District Health Assessment for Multiple District 318 through July 2025

|  | | Clubs | | | | | | | Membership | | | | | | | Member Strength | | Cancellation | | Reports | | | Finance | Leadership | | | |
|--|---|--------------|---------------------|-------------|--|-----------|-----------------|------------------------|---------------------------------|-------------------------------------|-----------------------------|---------|----------|--|---|----------------------------|-------------------------------|--------------------------------------|----------------------------|-------------------------------------|------------------------------|----------------------|----------------------------------|----------------------------------|--------------------------------|----------------------------------|--------------------------------|
| District Name | Status/ Number of Months in Status * | Active Clubs | Clubs in Status Quo | Total Clubs | % Status Quo Clubs in Financial Suspension | New Clubs | Cancelled Clubs | YTD Net Club Gain/Loss | Current Members In Active Clubs | Current Members In Status Quo Clubs | Current Total Members Count | YTD Add | YTD Drop | YTD NetGrowth (includes Active and Status Quo) | YTD NetGrowth% (includes Active and Status Quo) | Member Count 12 Months Ago | Average Member Count Per Club | % of Clubs with less than 20 members | Average Cancelled Club Age | Members Lost Due to Cancelled Clubs | % of Clubs Reporting Service | % No MMR in 3 Months | % No Officer Report in 12 months | % of Clubs with balance 90+ days | Number of Zone Chairs Recorded | Number of Region Chairs Recorded | District Officers Vacancies ** |
| | | | | | | | | | | | | | | | | | | | | | | | | | | | |
| 318 A | | 150 | 0 | 150 | 0% | 4 | 0 | 4 | 4250 | 0 | 4250 | 265 | 31 | 234 | 5.83% | 4,231 | 28 | 31% | 0 | 0 | 75% | 14% | 5% | 1% | 41 | 19 | |
| 318 B | | 125 | 0 | 125 | 0% | 3 | 0 | 3 | 3739 | 0 | 3739 | 205 | 50 | 155 | 4.32% | 3,324 | 30 | 22% | 0 | 0 | 39% | 26% | 10% | 6% | 28 | 13 | |
| 318 C | | 173 | 0 | 173 | 0% | 5 | 0 | 5 | 6115 | 0 | 6115 | 502 | 45 | 457 | 8.08% | 5,271 | 35 | 10% | 0 | 0 | 88% | 10% | 6% | 9% | 38 | 18 | |
| DISTRICT 318 D | | 165 | 0 | 165 | 0% | 2 | 0 | 2 | 6123 | 0 | 6123 | 270 | 24 | 246 | 4.19% | 5,523 | 37 | 21% | 0 | 0 | 78% | 16% | 5% | 2% | 0 | 1 | GLT,GMT,GST |
| DISTRICT 318 D1 | | 59 | 0 | 59 | 0% | 6 | 0 | 6 | 1738 | 0 | 1738 | 266 | 1 | 265 | 17.99% | 1,212 | 29 | 14% | 0 | 0 | 76% | 7% | 0% | 0% | 11 | 6 | |
| 318 E | | 165 | 0 | 165 | 0% | 1 | 0 | 1 | 6070 | 0 | 6070 | 200 | 50 | 150 | 2.53% | 6,057 | 37 | 14% | 0 | 0 | 41% | 7% | 2% | 12% | 7 | 1 | |
| | | 837 | 0 | 837 | 0% | 21 | 0 | 21 | 28035 | 0 | 28035 | 1708 | 201 | 1507 | 5.68% | 25,618 | 33 | 19% | 0 | 0 | 66% | 13% | 5% | 6% | 125 | 58 | |



District Health Assessment for Multiple District 320 through July 2025

|  | | Clubs | | | | | | | Membership | | | | | | | Member Strength | | Cancellation | | Reports | | | Finance | | Leadership | | |
|--|---|--------------|---------------------|-------------|--|-----------|-----------------|------------------------|---------------------------------|-------------------------------------|-----------------------------|---------|----------|--|---|----------------------------|-------------------------------|--------------------------------------|----------------------------|-------------------------------------|------------------------------|----------------------|----------------------------------|----------------------------------|--------------------------------|----------------------------------|--------------------------------|
| District Name | Status/ Number of Months in Status * | Active Clubs | Clubs in Status Quo | Total Clubs | % Status Quo Clubs in Financial Suspension | New Clubs | Cancelled Clubs | YTD Net Club Gain/Loss | Current Members In Active Clubs | Current Members In Status Quo Clubs | Current Total Members Count | YTD Add | YTD Drop | YTD NetGrowth (includes Active and Status Quo) | YTD NetGrowth% (includes Active and Status Quo) | Member Count 12 Months Ago | Average Member Count Per Club | % of Clubs with less than 20 members | Average Cancelled Club Age | Members Lost Due to Cancelled Clubs | % of Clubs Reporting Service | % No MMR in 3 Months | % No Officer Report in 12 months | % of Clubs with balance 90+ days | Number of Zone Chairs Recorded | Number of Region Chairs Recorded | District Officers Vacancies ** |
| 320 A | | 90 | 0 | 90 | 0% | 5 | 1 | 4 | 3665 | 0 | 3665 | 145 | 65 | 80 | 2.23% | 3,275 | 41 | 24% | 7 | 10 | 100% | 14% | 8% | 6% | 4 | 2 | |
| 320 B | | 64 | 0 | 64 | 0% | 3 | 0 | 3 | 2527 | 0 | 2527 | 292 | 25 | 267 | 11.81% | 1,920 | 39 | 19% | 0 | 0 | 67% | 20% | 5% | 17% | 15 | 5 | |
| 320 C | | 69 | 0 | 69 | 0% | 3 | 0 | 3 | 2138 | 0 | 2138 | 129 | 27 | 102 | 5.01% | 1,827 | 31 | 22% | 0 | 0 | 41% | 25% | 3% | 12% | 0 | 0 | |
| 320 D | | 135 | 2 | 137 | 100% | 9 | 0 | 9 | 4738 | 41 | 4779 | 478 | 18 | 460 | 10.65% | 3,754 | 35 | 21% | 0 | 0 | 52% | 12% | 2% | 21% | 27 | 10 | |
| 320 E | | 78 | 0 | 78 | 0% | 5 | 0 | 5 | 3670 | 0 | 3670 | 172 | 68 | 104 | 2.92% | 3,408 | 47 | 15% | 0 | 0 | 56% | 9% | 9% | 17% | 0 | 0 | |
| 320 F | | 77 | 0 | 77 | 0% | 2 | 0 | 2 | 2971 | 0 | 2971 | 72 | 12 | 60 | 2.06% | 2,435 | 39 | 23% | 0 | 0 | 39% | 18% | 9% | 14% | 24 | 8 | |
| 320 G | | 96 | 1 | 97 | 100% | 2 | 4 | -2 | 3342 | 35 | 3377 | 173 | 103 | 70 | 2.12% | 3,139 | 35 | 35% | 4 | 58 | 98% | 16% | 3% | 4% | 31 | 12 | |
| 320 H | | 50 | 0 | 50 | 0% | 3 | 1 | 2 | 2012 | 0 | 2012 | 113 | 20 | 93 | 4.85% | 1,642 | 40 | 12% | 4 | 9 | 96% | 22% | 10% | 2% | 3 | 4 | 1st VDG,2nd VDG |
| | | 659 | 3 | 662 | 100% | 32 | 6 | 26 | 25063 | 76 | 25139 | 1574 | 338 | 1236 | 5.17% | 21,400 | 38 | 22% | 4 | 77 | 68% | 16% | 6% | 12% | 104 | 41 | |



District Health Assessment for Multiple District 321 through July 2025

| District Name | Status/ Number of Months in Status * | Clubs | | | | | | Membership | | | | | | | | Member Strength | | Cancellation | | Reports | | | Finance | Leadership | | | |
|---------------|---|--------------|---------------------|-------------|--|-----------|-----------------|------------------------|---------------------------------|-------------------------------------|-----------------------------|---------|----------|--|---|----------------------------|-------------------------------|--------------------------------------|----------------------------|-------------------------------------|------------------------------|----------------------|----------------------------------|----------------------------------|--------------------------------|----------------------------------|--------------------------------|
| | | Active Clubs | Clubs in Status Quo | Total Clubs | % Status Quo Clubs in Financial Suspension | New Clubs | Cancelled Clubs | YTD Net Club Gain/Loss | Current Members In Active Clubs | Current Members In Status Quo Clubs | Current Total Members Count | YTD Add | YTD Drop | YTD NetGrowth (includes Active and Status Quo) | YTD NetGrowth% (includes Active and Status Quo) | Member Count 12 Months Ago | Average Member Count Per Club | % of Clubs with less than 20 members | Average Cancelled Club Age | Members Lost Due to Cancelled Clubs | % of Clubs Reporting Service | % No MMR in 3 Months | % No Officer Report in 12 months | % of Clubs with balance 90+ days | Number of Zone Chairs Recorded | Number of Region Chairs Recorded | District Officers Vacancies ** |
| 321A1 | | 59 | 0 | 59 | 0% | 5 | 0 | 5 | 1685 | 0 | 1685 | 126 | 15 | 111 | 7.05% | 1,460 | 29 | 24% | 0 | 0 | 24% | 22% | 10% | 12% | 0 | 0 | |
| 321A2 | | 157 | 0 | 157 | 0% | 7 | 0 | 7 | 3431 | 0 | 3431 | 224 | 131 | 93 | 2.79% | 3,318 | 22 | 44% | 0 | 0 | 55% | 20% | 19% | 4% | 37 | 12 | |
| 321A3 | | 133 | 0 | 133 | 0% | 5 | 0 | 5 | 2455 | 0 | 2455 | 171 | 39 | 132 | 5.68% | 2,129 | 18 | 65% | 0 | 0 | 28% | 13% | 3% | 2% | 27 | 12 | GLT,GST |
| 321B1 | | 103 | 1 | 104 | 100% | 3 | 0 | 3 | 2732 | 15 | 2747 | 89 | 56 | 33 | 1.22% | 2,234 | 27 | 38% | 0 | 0 | 42% | 18% | 2% | 7% | 27 | 14 | |
| 321B2 | | 67 | 0 | 67 | 0% | 2 | 0 | 2 | 1497 | 0 | 1497 | 77 | 29 | 48 | 3.31% | 1,428 | 22 | 43% | 0 | 0 | 33% | 15% | 12% | 1% | 18 | 9 | |
| 321C1 | | 174 | 0 | 174 | 0% | 5 | 0 | 5 | 4347 | 0 | 4347 | 209 | 40 | 169 | 4.04% | 4,090 | 25 | 47% | 0 | 0 | 61% | 20% | 20% | 3% | 48 | 21 | |
| 321C2 | | 78 | 0 | 78 | 0% | 4 | 0 | 4 | 2566 | 0 | 2566 | 175 | 138 | 37 | 1.46% | 2,391 | 33 | 27% | 0 | 0 | 24% | 14% | 9% | 8% | 0 | 0 | |
| 321 D | | 161 | 0 | 161 | 0% | 4 | 0 | 4 | 4029 | 0 | 4029 | 157 | 262 | -105 | -2.54% | 3,784 | 25 | 52% | 0 | 0 | 15% | 21% | 16% | 4% | 4 | 4 | |
| 321 E | | 97 | 0 | 97 | 0% | 2 | 1 | 1 | 2999 | 0 | 2999 | 63 | 54 | 9 | 0.30% | 2,880 | 31 | 26% | 2 | 22 | 43% | 20% | 10% | 19% | 27 | 16 | |
| 321 F | | 197 | 0 | 197 | 0% | 17 | 0 | 17 | 5149 | 0 | 5149 | 471 | 159 | 312 | 6.45% | 4,259 | 26 | 33% | 0 | 0 | 100% | 21% | 10% | 3% | 48 | 14 | |
| | | 1226 | 1 | 1227 | 100% | 54 | 1 | 53 | 30890 | 15 | 30905 | 1762 | 923 | 839 | 2.79% | 27,973 | 25 | 42% | 2 | 22 | 48% | 19% | 12% | 5% | 236 | 102 | |



District Health Assessment for Multiple District 322 through July 2025

| District Name | Status/ Number of Months in Status * | Clubs | | | | | | Membership | | | | | | | | Member Strength | | Cancellation | | Reports | | | Finance | Leadership | | | |
|---------------|---|--------------|---------------------|-------------|--|-----------|-----------------|------------------------|---------------------------------|-------------------------------------|-----------------------------|---------|----------|--|---|----------------------------|-------------------------------|--------------------------------------|----------------------------|-------------------------------------|------------------------------|----------------------|----------------------------------|----------------------------------|--------------------------------|----------------------------------|--------------------------------|
| | | Active Clubs | Clubs in Status Quo | Total Clubs | % Status Quo Clubs in Financial Suspension | New Clubs | Cancelled Clubs | YTD Net Club Gain/Loss | Current Members In Active Clubs | Current Members In Status Quo Clubs | Current Total Members Count | YTD Add | YTD Drop | YTD NetGrowth (includes Active and Status Quo) | YTD NetGrowth% (includes Active and Status Quo) | Member Count 12 Months Ago | Average Member Count Per Club | % of Clubs with less than 20 members | Average Cancelled Club Age | Members Lost Due to Cancelled Clubs | % of Clubs Reporting Service | % No MMR in 3 Months | % No Officer Report in 12 months | % of Clubs with balance 90+ days | Number of Zone Chairs Recorded | Number of Region Chairs Recorded | District Officers Vacancies ** |
| 322 A | | 94 | 0 | 94 | 0% | 5 | 0 | 5 | 3070 | 0 | 3070 | 274 | 44 | 230 | 8.10% | 3,204 | 33 | 20% | 0 | 0 | 94% | 2% | 1% | 13% | 20 | 6 | |
| 322 B1 | | 96 | 2 | 98 | 100% | 8 | 0 | 8 | 4354 | 25 | 4379 | 337 | 24 | 313 | 7.70% | 3,797 | 45 | 4% | 0 | 0 | 82% | 12% | 4% | 14% | 15 | 0 | |
| 322 B2 | | 97 | 2 | 99 | 100% | 7 | 0 | 7 | 3308 | 24 | 3332 | 272 | 18 | 254 | 8.25% | 2,839 | 34 | 20% | 0 | 0 | 28% | 12% | 6% | 8% | 18 | 9 | |
| 322C1 | | 113 | 2 | 115 | 100% | 1 | 0 | 1 | 3556 | 22 | 3578 | 242 | 21 | 221 | 6.58% | 3,232 | 31 | 25% | 0 | 0 | 57% | 12% | 7% | 10% | 16 | 11 | |
| 322C2 | | 61 | 0 | 61 | 0% | 4 | 0 | 4 | 2512 | 0 | 2512 | 160 | 40 | 120 | 5.02% | 2,098 | 41 | 11% | 0 | 0 | 48% | 11% | 10% | 13% | 17 | 8 | |
| 322C3 | | 92 | 2 | 94 | 100% | 7 | 1 | 6 | 3268 | 18 | 3286 | 235 | 16 | 219 | 7.14% | 3,335 | 36 | 30% | 20 | 0 | 37% | 10% | 1% | 12% | 17 | 7 | |
| 322C4 | | 49 | 0 | 49 | 0% | 2 | 0 | 2 | 1534 | 0 | 1534 | 154 | 30 | 124 | 8.79% | 1,432 | 31 | 31% | 0 | 0 | 31% | 27% | 6% | 18% | 16 | 7 | |
| 322C5 | | 43 | 0 | 43 | 0% | 2 | 0 | 2 | 1428 | 0 | 1428 | 52 | 1 | 51 | 3.70% | 1,245 | 33 | 19% | 0 | 0 | 98% | 21% | 16% | 9% | 7 | 4 | |
| 322 D | | 79 | 0 | 79 | 0% | 3 | 0 | 3 | 2971 | 0 | 2971 | 155 | 23 | 132 | 4.65% | 2,757 | 38 | 14% | 0 | 0 | 82% | 4% | 1% | 11% | 16 | 8 | |
| 322 E | | 161 | 0 | 161 | 0% | 6 | 0 | 6 | 5227 | 0 | 5227 | 202 | 32 | 170 | 3.36% | 4,394 | 32 | 44% | 0 | 0 | 29% | 17% | 5% | 7% | 40 | 19 | |
| 322 F | | 113 | 0 | 113 | 0% | 6 | 0 | 6 | 3860 | 0 | 3860 | 446 | 54 | 392 | 11.30% | 3,498 | 34 | 22% | 0 | 0 | 42% | 6% | 6% | 12% | 21 | 0 | |
| 322 H | | 72 | 0 | 72 | 0% | 11 | 0 | 11 | 1997 | 0 | 1997 | 393 | 24 | 369 | 22.67% | 1,650 | 28 | 4% | 0 | 0 | 53% | 11% | 10% | 21% | 13 | 5 | |
| 322 G | | 100 | 1 | 101 | 100% | 12 | 0 | 12 | 4550 | 4 | 4554 | 506 | 24 | 482 | 11.84% | 3,952 | 46 | 8% | 0 | 0 | 58% | 15% | 9% | 23% | 18 | 7 | |
| | | 1170 | 9 | 1179 | 100% | 74 | 1 | 73 | 41635 | 93 | 41728 | 3428 | 351 | 3077 | 7.96% | 37,433 | 36 | 21% | 20 | 0 | 54% | 12% | 6% | 13% | 234 | 91 | |



District Health Assessment for Multiple District 3231 through July 2025

| District Name | Status/ Number of Months in Status * | Clubs | | | | | | | Membership | | | | | | | Member Strength | | Cancellation | | Reports | | | Finance | Leadership | | | |
|---------------|---|--------------|---------------------|-------------|--|-----------|-----------------|------------------------|---------------------------------|-------------------------------------|-----------------------------|---------|----------|--|---|----------------------------|-------------------------------|--------------------------------------|----------------------------|-------------------------------------|------------------------------|----------------------|----------------------------------|----------------------------------|--------------------------------|----------------------------------|--------------------------------|
| | | Active Clubs | Clubs in Status Quo | Total Clubs | % Status Quo Clubs in Financial Suspension | New Clubs | Cancelled Clubs | YTD Net Club Gain/Loss | Current Members In Active Clubs | Current Members In Status Quo Clubs | Current Total Members Count | YTD Add | YTD Drop | YTD NetGrowth (includes Active and Status Quo) | YTD NetGrowth% (includes Active and Status Quo) | Member Count 12 Months Ago | Average Member Count Per Club | % of Clubs with less than 20 members | Average Cancelled Club Age | Members Lost Due to Cancelled Clubs | % of Clubs Reporting Service | % No MMR in 3 Months | % No Officer Report in 12 months | % of Clubs with balance 90+ days | Number of Zone Chairs Recorded | Number of Region Chairs Recorded | District Officers Vacancies ** |
| 3231A1 | | 50 | 0 | 50 | 0% | 6 | 0 | 6 | 1494 | 0 | 1494 | 185 | 23 | 162 | 12.16% | 1,363 | 30 | 54% | 0 | 0 | 28% | 16% | 6% | 0% | 8 | 4 | |
| 3231A2 | | 69 | 1 | 70 | 100% | 4 | 0 | 4 | 2439 | 5 | 2444 | 208 | 24 | 184 | 8.14% | 2,319 | 35 | 34% | 0 | 0 | 29% | 14% | 7% | 7% | 0 | 0 | |
| 3231A3 | | 124 | 0 | 124 | 0% | 5 | 0 | 5 | 4891 | 0 | 4891 | 371 | 35 | 336 | 7.38% | 4,677 | 39 | 39% | 0 | 0 | 29% | 14% | 4% | 1% | 12 | 6 | GLT,GST |
| 3231A4 | | 61 | 0 | 61 | 0% | 2 | 0 | 2 | 2153 | 0 | 2153 | 207 | 48 | 159 | 7.97% | 1,792 | 35 | 25% | 0 | 0 | 44% | 7% | 5% | 7% | 11 | 4 | |
| | | 304 | 1 | 305 | 100% | 17 | 0 | 17 | 10977 | 5 | 10982 | 971 | 130 | 841 | 8.29% | 10,151 | 36 | 37% | 0 | 0 | 32% | 13% | 5% | 3% | 31 | 14 | |



District Health Assessment for Multiple District 3232 through July 2025

| District Name | Status/ Number of Months in Status * | Clubs | | | | | | | Membership | | | | | | | Member Strength | | Cancellation | | Reports | | | Finance | Leadership | | | |
|---------------|---|--------------|---------------------|-------------|--|-----------|-----------------|------------------------|---------------------------------|-------------------------------------|-----------------------------|---------|----------|--|---|----------------------------|-------------------------------|--------------------------------------|----------------------------|-------------------------------------|------------------------------|----------------------|----------------------------------|----------------------------------|--------------------------------|----------------------------------|--------------------------------|
| | | Active Clubs | Clubs in Status Quo | Total Clubs | % Status Quo Clubs in Financial Suspension | New Clubs | Cancelled Clubs | YTD Net Club Gain/Loss | Current Members In Active Clubs | Current Members In Status Quo Clubs | Current Total Members Count | YTD Add | YTD Drop | YTD NetGrowth (includes Active and Status Quo) | YTD NetGrowth% (includes Active and Status Quo) | Member Count 12 Months Ago | Average Member Count Per Club | % of Clubs with less than 20 members | Average Cancelled Club Age | Members Lost Due to Cancelled Clubs | % of Clubs Reporting Service | % No MMR in 3 Months | % No Officer Report in 12 months | % of Clubs with balance 90+ days | Number of Zone Chairs Recorded | Number of Region Chairs Recorded | District Officers Vacancies ** |
| 3232B1 | | 37 | 0 | 37 | 0% | 2 | 1 | 1 | 1696 | 0 | 1696 | 70 | 136 | -66 | -3.75% | 1,702 | 46 | 19% | 4 | 20 | 46% | 16% | 14% | 19% | 6 | 3 | |
| 3232B2 | | 66 | 1 | 67 | 100% | 18 | 0 | 18 | 2820 | 20 | 2840 | 384 | 55 | 329 | 13.10% | 2,190 | 43 | 9% | 0 | 0 | 58% | 10% | 4% | 27% | 9 | 4 | |
| 3232B3 | | 50 | 0 | 50 | 0% | 10 | 0 | 10 | 2478 | 0 | 2478 | 260 | 163 | 97 | 4.07% | 1,966 | 50 | 12% | 0 | 0 | 26% | 2% | 12% | 44% | 6 | 3 | |
| 3232B4 | | 56 | 2 | 58 | 100% | 7 | 2 | 5 | 4266 | 375 | 4641 | 240 | 36 | 204 | 4.60% | 2,882 | 76 | 9% | 4 | 13 | 100% | 33% | 33% | 31% | 0 | 0 | |
| 3232F1 | | 120 | 0 | 120 | 0% | 5 | 0 | 5 | 4357 | 0 | 4357 | 158 | 13 | 145 | 3.44% | 3,332 | 36 | 56% | 0 | 0 | 51% | 21% | 5% | 7% | 18 | 9 | |
| 3232F2 | | 93 | 0 | 93 | 0% | 2 | 1 | 1 | 2759 | 0 | 2759 | 88 | 83 | 5 | 0.18% | 2,906 | 30 | 34% | 2 | 16 | 51% | 20% | 15% | 5% | 17 | 6 | GST |
| 3232 J | | 63 | 0 | 63 | 0% | 5 | 0 | 5 | 1856 | 0 | 1856 | 150 | 7 | 143 | 8.35% | 1,947 | 29 | 38% | 0 | 0 | 97% | 14% | 11% | 6% | 14 | 5 | |
| | | 485 | 3 | 488 | 100% | 49 | 4 | 45 | 20232 | 395 | 20627 | 1350 | 493 | 857 | 4.33% | 16,925 | 43 | 30% | 4 | 49 | 61% | 18% | 12% | 17% | 70 | 30 | |



District Health Assessment for Multiple District 3233 through July 2025

| District Name | Status/ Number of Months in Status * | Clubs | | | | | | | Membership | | | | | | | Member Strength | | Cancellation | | Reports | | | Finance | Leadership | | | |
|---------------|---|--------------|---------------------|-------------|--|-----------|-----------------|------------------------|---------------------------------|-------------------------------------|-----------------------------|---------|----------|--|---|----------------------------|-------------------------------|--------------------------------------|----------------------------|-------------------------------------|------------------------------|----------------------|----------------------------------|----------------------------------|--------------------------------|----------------------------------|--------------------------------|
| | | Active Clubs | Clubs in Status Quo | Total Clubs | % Status Quo Clubs in Financial Suspension | New Clubs | Cancelled Clubs | YTD Net Club Gain/Loss | Current Members In Active Clubs | Current Members In Status Quo Clubs | Current Total Members Count | YTD Add | YTD Drop | YTD NetGrowth (includes Active and Status Quo) | YTD NetGrowth% (includes Active and Status Quo) | Member Count 12 Months Ago | Average Member Count Per Club | % of Clubs with less than 20 members | Average Cancelled Club Age | Members Lost Due to Cancelled Clubs | % of Clubs Reporting Service | % No MMR in 3 Months | % No Officer Report in 12 months | % of Clubs with balance 90+ days | Number of Zone Chairs Recorded | Number of Region Chairs Recorded | District Officers Vacancies ** |
| 3233 C | | 136 | 0 | 136 | 0% | 8 | 0 | 8 | 2750 | 0 | 2750 | 269 | 26 | 243 | 9.69% | 2,689 | 20 | 58% | 0 | 0 | 47% | 15% | 0% | 1% | 30 | 12 | |
| 3233E1 | | 217 | 1 | 218 | 100% | 3 | 0 | 3 | 6009 | 14 | 6023 | 153 | 346 | -193 | -3.10% | 5,440 | 28 | 52% | 0 | 0 | 24% | 22% | 10% | 3% | 60 | 21 | |
| 3233E2 | | 148 | 0 | 148 | 0% | 5 | 0 | 5 | 4894 | 0 | 4894 | 272 | 57 | 215 | 4.59% | 5,012 | 33 | 38% | 0 | 0 | 45% | 9% | 7% | 6% | 34 | 12 | |
| 3233G1 | | 224 | 0 | 224 | 0% | 17 | 0 | 17 | 4326 | 0 | 4326 | 392 | 20 | 372 | 9.41% | 3,235 | 19 | 67% | 0 | 0 | 22% | 39% | 17% | 2% | 32 | 11 | |
| 3233G2 | | 139 | 0 | 139 | 0% | 7 | 1 | 6 | 2947 | 0 | 2947 | 258 | 103 | 155 | 5.55% | 2,594 | 21 | 45% | 1 | 3 | 63% | 9% | 1% | 1% | 30 | 7 | |
| | | 864 | 1 | 865 | 100% | 40 | 1 | 39 | 20926 | 14 | 20940 | 1344 | 552 | 792 | 3.93% | 18,970 | 24 | 54% | 1 | 3 | 37% | 21% | 8% | 3% | 186 | 63 | |




District Health Assessment for Multiple District 3234 through July 2025

| District Name | Status/ Number of Months in Status * | Clubs | | | | | | | Membership | | | | | | | Member Strength | | Cancellation | | Reports | | | Finance | Leadership | | | |
|---------------|---|--------------|---------------------|-------------|--|-----------|-----------------|------------------------|---------------------------------|-------------------------------------|-----------------------------|---------|----------|--|---|----------------------------|-------------------------------|--------------------------------------|----------------------------|-------------------------------------|------------------------------|----------------------|----------------------------------|----------------------------------|--------------------------------|----------------------------------|--------------------------------|
| | | Active Clubs | Clubs in Status Quo | Total Clubs | % Status Quo Clubs in Financial Suspension | New Clubs | Cancelled Clubs | YTD Net Club Gain/Loss | Current Members In Active Clubs | Current Members In Status Quo Clubs | Current Total Members Count | YTD Add | YTD Drop | YTD NetGrowth (includes Active and Status Quo) | YTD NetGrowth% (includes Active and Status Quo) | Member Count 12 Months Ago | Average Member Count Per Club | % of Clubs with less than 20 members | Average Cancelled Club Age | Members Lost Due to Cancelled Clubs | % of Clubs Reporting Service | % No MMR in 3 Months | % No Officer Report in 12 months | % of Clubs with balance 90+ days | Number of Zone Chairs Recorded | Number of Region Chairs Recorded | District Officers Vacancies ** |
| 3234D1 | | 72 | 0 | 72 | 0% | 0 | 0 | 0 | 2412 | 0 | 2412 | 60 | 18 | 42 | 1.77% | 2,494 | 34 | 25% | 0 | 0 | 79% | 8% | 4% | 3% | 21 | 5 | |
| 3234D2 | | 117 | 0 | 117 | 0% | 5 | 0 | 5 | 5294 | 0 | 5294 | 228 | 47 | 181 | 3.54% | 5,463 | 45 | 19% | 0 | 0 | 28% | 6% | 1% | 1% | 17 | 0 | |
| 3234H1 | | 117 | 2 | 119 | 100% | 7 | 0 | 7 | 3859 | 32 | 3891 | 459 | 36 | 423 | 12.20% | 3,398 | 33 | 21% | 0 | 0 | 45% | 11% | 5% | 6% | 21 | 7 | |
| 3234H2 | | 112 | 0 | 112 | 0% | 1 | 2 | -1 | 4432 | 0 | 4432 | 72 | 122 | -50 | -1.12% | 3,799 | 40 | 8% | 3 | 44 | 24% | 17% | 13% | 9% | 21 | 5 | |
| | | 418 | 2 | 420 | 100% | 13 | 2 | 11 | 15997 | 32 | 16029 | 819 | 223 | 596 | 3.86% | 15,154 | 38 | 18% | 3 | 44 | 41% | 11% | 6% | 5% | 80 | 17 | |




District Health Assessment for MULTIPLE DISTRICT 3241 through July 2025

|  | Clubs | | | | | | | Membership | | | | | | | Member Strength | | Cancellation | | Reports | | | Finance | Leadership | | | | |
|--|---|-----------------|------------------------------|----------------|--|--------------|--------------------|-------------------------------------|--|---|--------------------------------------|------------|-------------|--|---|-------------------------------------|--|--|-------------------------------------|---|---------------------------------------|-------------------------------|---|---|--|--|---|
| | Status/ District Number Name of Months in Status * | Active Clubs | Clubs in Status Quo | Total Clubs | % Status Quo Clubs in Financial Suspension | New Clubs | Cancelled Clubs | YTD Net Club Gain/ Loss | Current Members In Active Clubs | Current Members In Status Quo Clubs | Current Total Members Count | YTD Add | YTD Drop | YTD NetGrowth (includes Active and Status Quo) | YTD NetGrowth% (includes Active and Status Quo) | Member Count 12 Months Ago | Average Member Count Per Club | % of Clubs with less than 20 members | Average Cancelled Club Age | Members Lost Due to Cancelled Clubs | % of Clubs Reporting Service | % No MMR in 3 Months | % No Officer Report in 12 months | % of Clubs with balance 90+ days | Number of Zone Chairs Recorded | Number of Region Chairs Recorded | District Officers Vacancies ** |
| DISTRICT 3241 A | | 143 | 2 | 145 | 100% | 5 | 0 | 5 | 4646 | 31 | 4677 | 521 | 78 | 443 | 10.46% | 4,357 | 32 | 31% | 0 | 0 | 69% | 15% | 8% | 10% | 32 | 15 | |
| DISTRICT 3241 B | | 63 | 0 | 63 | 0% | 2 | 0 | 2 | 2047 | 0 | 2047 | 94 | 39 | 55 | 2.76% | 1,796 | 32 | 16% | 0 | 0 | 38% | 10% | 6% | 16% | 13 | 5 | |
| DISTRICT 3241 C | | 181 | 0 | 181 | 0% | 6 | 0 | 6 | 5167 | 0 | 5167 | 518 | 45 | 473 | 10.08% | 4,803 | 29 | 24% | 0 | 0 | 82% | 4% | 2% | 3% | 0 | 0 | |
| DISTRICT 3241 D | | 68 | 1 | 69 | 100% | 1 | 0 | 1 | 1530 | 5 | 1535 | 116 | 15 | 101 | 7.04% | 1,548 | 23 | 59% | 0 | 0 | 23% | 28% | 14% | 14% | 0 | 3 | |
| DISTRICT 3241 E | 2011 | 51 | 1 | 52 | 100% | 2 | 0 | 2 | 1220 | 29 | 1249 | 94 | 226 | -132 | -9.56% | 1,109 | 24 | 38% | 0 | 0 | 60% | 13% | 6% | 13% | 9 | 3 | |
| DISTRICT 3241 F | 2011 | 43 | 0 | 43 | 0% | 0 | 0 | 0 | 1188 | 0 | 1188 | 8 | 36 | -28 | -2.30% | 1,368 | 28 | 21% | 0 | 0 | 77% | 40% | 7% | 14% | 0 | 0 | GLT,GMT,GST |
| DISTRICT 3241 G | | 112 | 0 | 112 | 0% | 3 | 0 | 3 | 3404 | 0 | 3404 | 189 | 8 | 181 | 5.62% | 3,316 | 30 | 30% | 0 | 0 | 42% | 13% | 13% | 3% | 0 | 0 | GLT,GMT,GST |
| DISTRICT 3241 H | | 103 | 0 | 103 | 0% | 3 | 0 | 3 | 3151 | 0 | 3151 | 321 | 18 | 303 | 10.64% | 2,904 | 31 | 12% | 0 | 0 | 95% | 12% | 7% | 6% | 26 | 8 | |
| DISTRICT 3241 I | | 80 | 4 | 84 | 100% | 3 | 0 | 3 | 2558 | 38 | 2596 | 277 | 33 | 244 | 10.37% | 2,324 | 32 | 23% | 0 | 0 | 58% | 14% | 10% | 15% | 22 | 4 | |
| | | 844 | 8 | 852 | 100% | 25 | 0 | 25 | 24911 | 103 | 25014 | 2138 | 498 | 1640 | 7.02% | 23,525 | 30 | 27% | 0 | 0 | 64% | 14% | 8% | 9% | 102 | 38 | |



District Health Assessment for MULTIPLE DISTRICT 3242 through July 2025

|  | Clubs | | | | | | | Membership | | | | | | | Member Strength | | Cancellation | | Reports | | | Finance | Leadership | | | | |
|--|---|-----------------|------------------------------|----------------|--|--------------|--------------------|-------------------------------------|--|---|--------------------------------------|------------|-------------|--|---|-------------------------------------|--|--|-------------------------------------|---|---------------------------------------|-------------------------------|---|---|--|--|---|
| | Status/ District Name Number of Months in Status * | Active Clubs | Clubs in Status Quo | Total Clubs | % Status Quo Clubs in Financial Suspension | New Clubs | Cancelled Clubs | YTD Net Club Gain/ Loss | Current Members In Active Clubs | Current Members In Status Quo Clubs | Current Total Members Count | YTD Add | YTD Drop | YTD NetGrowth (includes Active and Status Quo) | YTD NetGrowth% (includes Active and Status Quo) | Member Count 12 Months Ago | Average Member Count Per Club | % of Clubs with less than 20 members | Average Cancelled Club Age | Members Lost Due to Cancelled Clubs | % of Clubs Reporting Service | % No MMR in 3 Months | % No Officer Report in 12 months | % of Clubs with balance 90+ days | Number of Zone Chairs Recorded | Number of Region Chairs Recorded | District Officers Vacancies ** |
| DISTRICT 3242 A | | 193 | 1 | 194 | 100% | 4 | 0 | 4 | 5856 | 11 | 5867 | 284 | 130 | 154 | 2.70% | 5,466 | 30 | 31% | 0 | 0 | 23% | 17% | 11% | 7% | 0 | 0 | GLT,GMT,GST |
| DISTRICT 3242 B | | 190 | 0 | 190 | 0% | 8 | 0 | 8 | 6244 | 0 | 6244 | 649 | 96 | 553 | 9.72% | 5,823 | 33 | 28% | 0 | 0 | 71% | 2% | 1% | 9% | 0 | 0 | GLT,GMT,GST |
| DISTRICT 3242 C | | 127 | 0 | 127 | 0% | 4 | 0 | 4 | 4575 | 0 | 4575 | 200 | 31 | 169 | 3.84% | 5,584 | 36 | 18% | 0 | 0 | 42% | 10% | 6% | 1% | 0 | 0 | |
| DISTRICT 3242 E | | 189 | 0 | 189 | 0% | 6 | 0 | 6 | 8308 | 0 | 8308 | 452 | 16 | 436 | 5.54% | 7,622 | 44 | 13% | 0 | 0 | 77% | 14% | 0% | 4% | 0 | 0 | GMT,GST |
| DISTRICT 3242 F | | 270 | 1 | 271 | 100% | 6 | 1 | 5 | 10528 | 18 | 10546 | 570 | 70 | 500 | 4.98% | 10,503 | 39 | 17% | 7 | 9 | 57% | 6% | 1% | 3% | 0 | 0 | |
| | | 969 | 2 | 971 | 100% | 28 | 1 | 27 | 35511 | 29 | 35540 | 2155 | 343 | 1812 | 5.37% | 34,998 | 37 | 21% | 7 | 9 | 55% | 9% | 4% | 5% | 0 | 0 | |

* - District Status: P - Provisional, T - Transitional.
** - District Officers Vacancies: DG - District Governor, 1st VDG - First Vice District Governor, 2nd VDG - Second Vice District Governor.