





District Health Assessment for Multiple District 305 through July 2025

		Clubs							Membership							Member Strength		Cancellation		Reports			Finance	Leadership			
District Name	Status/ Number of Months in Status *	Active Clubs	Clubs in Status Quo	Total Clubs	% Status Quo Clubs in Financial Suspension	New Clubs	Cancelled Clubs	YTD Net Club Gain/Loss	Current Members In Active Clubs	Current Members In Status Quo Clubs	Current Total Members Count	YTD Add	YTD Drop	YTD NetGrowth (includes Active and Status Quo)	YTD NetGrowth% (includes Active and Status Quo)	Member Count 12 Months Ago	Average Member Count Per Club	% of Clubs with less than 20 members	Average Cancelled Club Age	Members Lost Due to Cancelled Clubs	% of Clubs Reporting Service	% No MMR in 3 Months	% No Officer Report in 12 months	% of Clubs with balance 90+ days	Number of Zone Chairs Recorded	Number of Region Chairs Recorded	District Officers Vacancies **
305 N1		115	0	115	0%	0	1	-1	2419	0	2419	67	7	60	2.54%	2,138	21	50%	5	0	30%	29%	9%	8%	15	0	
305 N2		112	1	113	100%	2	0	2	1653	25	1678	83	4	79	4.94%	2,231	15	73%	0	0	23%	15%	10%	13%	29	9	GST
305 S	T(21)	89	0	89	0%	1	0	1	1243	0	1243	37	38	-1	-0.08%	1,122	14	72%	0	0	10%	54%	16%	11%	16	5	
		316	1	317	100%	3	1	2	5315	25	5340	187	49	138	2.65%	5,491	17	64%	5	0	22%	31%	11%	11%	60	14	




District Health Assessment for Multiple District 306 through July 2025

	Clubs							Membership							Member Strength		Cancellation		Reports			Finance	Leadership				
	Status/ District Number Name of Months in Status *	Active Clubs	Clubs in Status Quo	Total Clubs	% Status Quo Clubs in Financial Suspension	New Clubs	Cancelled Clubs	YTD Net Club Gain/ Loss	Current Members In Active Clubs	Current Members In Status Quo Clubs	Current Total Members Count	YTD Add	YTD Drop	YTD NetGrowth (includes Active and Status Quo)	YTD NetGrowth% (includes Active and Status Quo)	Member Count 12 Months Ago	Average Member Count Per Club	% of Clubs with less than 20 members	Average Cancelled Club Age	Members Lost Due to Cancelled Clubs	% of Clubs Reporting Service	% No MMR in 3 Months	% No Officer Report in 12 months	% of Clubs with balance 90+ days	Number of Zone Chairs Recorded	Number of Region Chairs Recorded	District Officers Vacancies **
306 D1		54	0	54	0%	0	0	0	1439	0	1439	32	15	17	1.20%	1,339	27	33%	0	0	37%	15%	7%	11%	2	1	
306 D2		69	0	69	0%	1	0	1	1618	0	1618	28	30	-2	-0.12%	1,626	23	38%	0	0	62%	13%	4%	12%	18	8	
306 D3		76	0	76	0%	1	0	1	2126	0	2126	38	9	29	1.38%	1,856	28	18%	0	0	39%	17%	24%	8%	0	0	
DISTRICT 306 D4	T(1)	50	0	50	0%	0	1	-1	1121	0	1121	21	37	-16	-1.41%	1,414	22	54%	3	0	38%	4%	2%	6%	13	7	
DISTRICT 306 D5		47	1	48	100%	7	0	7	1708	0	1708	228	115	113	7.08%	1,306	36	15%	0	0	33%	6%	4%	10%	14	7	
DISTRICT 306 D6		79	0	79	0%	0	2	-2	1928	0	1928	33	76	-43	-2.18%	2,044	24	42%	15	50	34%	8%	13%	13%	0	0	1st VDG
DISTRICT 306 D7		72	1	73	100%	0	1	-1	1803	12	1815	42	75	-33	-1.79%	1,734	25	42%	50	20	15%	19%	11%	21%	8	3	
DISTRICT 306 D8		56	2	58	100%	0	0	0	1364	13	1377	5	1	4	0.29%	1,136	24	41%	0	0	31%	14%	24%	24%	0	0	GMT,GST
DISTRICT 306 D9	T(1)	43	0	43	0%	0	1	-1	970	0	970	33	40	-7	-0.72%	947	23	42%	4	25	19%	30%	16%	19%	0	0	DG,2nd VDG,GLT,GMT ,GST
DISTRICT 306 D10	T(1)	37	1	38	100%	1	0	1	809	18	827	40	291	-251	-23.28%	856	22	42%	0	0	13%	13%	11%	18%	13	6	
DISTRICT 306 D11	T(1)	44	1	45	100%	1	0	1	1000	9	1009	47	7	40	4.13%	1,031	23	44%	0	0	40%	11%	11%	9%	0	0	
DISTRICT 306 D12		43	0	43	0%	0	0	0	1361	0	1361	6	8	-2	-0.15%	1,121	32	35%	0	0	19%	14%	16%	12%	0	0	GMT,GST
306 B2 - Cancelled	T(1)	1	0	1	0%	0	0	0	28	0	28	0	0	0	0.00%	28	28	0%	0	0	0%	100%	100%	100%	0	0	DG,1st VDG,2nd VDG,GLT,GMT ,GST
		671	6	677	100%	11	5	6	17275	52	17327	553	704	-151	-0.86%	16,438	26	37%	17	95	33%	14%	12%	14%	68	32	




District Health Assessment for Multiple District 325 through July 2025

	Clubs							Membership							Member Strength		Cancellation		Reports			Finance	Leadership				
	Status/ Number of Months in Status *	Active Clubs	Clubs in Status Quo	Total Clubs	% Status Quo Clubs in Financial Suspension	New Clubs	Cancelled Clubs	YTD Net Club Gain/ Loss	Current Members In Active Clubs	Current Members In Status Quo Clubs	Current Total Members Count	YTD Add	YTD Drop	YTD NetGrowth (includes Active and Status Quo)	YTD NetGrowth% (includes Active and Status Quo)	Member Count 12 Months Ago	Average Member Count Per Club	% of Clubs with less than 20 members	Average Cancelled Club Age	Members Lost Due to Cancelled Clubs	% of Clubs Reporting Service	% No MMR in 3 Months	% No Officer Report in 12 months	% of Clubs with balance 90+ days	Number of Zone Chairs Recorded	Number of Region Chairs Recorded	District Officers Vacancies **
325 C		158	0	158	0%	5	0	5	3102	0	3102	153	111	42	1.37%	2,893	20	49%	0	0	42%	20%	8%	4%	39	17	
325 D		69	0	69	0%	2	0	2	1571	0	1571	86	25	61	4.04%	1,573	23	32%	0	0	62%	26%	9%	3%	16	8	
325 E		138	2	140	100%	7	1	6	2089	6	2095	245	112	133	6.78%	1,635	15	68%	1	5	22%	18%	13%	6%	26	12	
325 F		119	0	119	0%	13	0	13	2393	0	2393	370	34	336	16.33%	2,280	20	35%	0	0	46%	17%	3%	3%	29	14	
325 G		173	0	173	0%	5	1	4	3020	0	3020	195	208	-13	-0.43%	2,743	17	58%	2	1	20%	20%	17%	2%	39	17	
325 H		116	0	116	0%	3	0	3	2302	0	2302	93	18	75	3.37%	2,462	20	53%	0	0	28%	27%	15%	0%	23	12	
325 I		268	0	268	0%	25	0	25	5069	0	5069	637	152	485	10.58%	4,382	19	48%	0	0	33%	12%	15%	1%	71	32	
325 J		144	1	145	100%	13	0	13	3212	21	3233	317	51	266	8.97%	2,693	22	24%	0	0	49%	19%	14%	6%	37	17	
325 K		171	1	172	100%	20	1	19	3890	10	3900	504	64	440	12.72%	3,395	23	26%	4	7	35%	22%	9%	4%	38	19	
325 L		107	2	109	100%	2	0	2	2267	13	2280	95	34	61	2.75%	2,274	21	42%	0	0	42%	17%	6%	13%	38	18	
325 M		141	4	145	100%	2	0	2	3225	66	3291	59	85	-26	-0.78%	3,252	23	39%	0	0	50%	19%	6%	13%	12	6	
325 N		121	2	123	100%	8	0	8	2214	17	2231	272	10	262	13.31%	2,179	18	55%	0	0	48%	9%	8%	7%	36	15	
325 P		153	0	153	0%	8	0	8	3403	0	3403	261	20	241	7.62%	3,081	22	37%	0	0	76%	27%	13%	3%	37	17	
325 R		184	1	185	100%	17	0	17	4124	21	4145	481	50	431	11.60%	3,643	22	27%	0	0	64%	8%	4%	1%	51	24	
325 S		137	0	137	0%	7	0	7	1947	0	1947	243	84	159	8.89%	1,664	14	69%	0	0	42%	24%	32%	3%	0	0	
		2199	13	2212	100%	137	3	134	43828	154	43982	4011	1058	2953	7.20%	40,149	20	44%	2	13	43%	18%	12%	4%	492	228	



District Health Assessment for Multiple District 325 through July 2025

	Clubs								Membership							Member Strength		Cancellation		Reports			Finance	Leadership				
	Status/ District Name	Number of Months in Status *	Active Clubs	Clubs in Status Quo	Total Clubs	% Status Quo Clubs in Financial Suspension	New Clubs	Cancelled Clubs	YTD Net Club Gain/ Loss	Current Members In Active Clubs	Current Members In Status Quo Clubs	Current Total Members Count	YTD Add	YTD Drop	YTD NetGrowth (includes Active and Status Quo)	YTD NetGrowth% (includes Active and Status Quo)	Member Count 12 Months Ago	Average Member Count Per Club	% of Clubs with less than 20 members	Average Cancelled Club Age	Members Lost Due to Cancelled Clubs	% of Clubs Reporting Service	% No MMR in 3 Months	% No Officer Report in 12 months	% of Clubs with balance 90+ days	Number of Zone Chairs Recorded	Number of Region Chairs Recorded	District Officers Vacancies **
351			127	0	127	0%	1	0	1	2207	0	2207	75	28	47	2.18%	2,061	17	62%	0	0	17%	24%	4%	0%	0	0	
			127	0	127	0%	1	0	1	2207	0	2207	75	28	47	2.18%	2,061	17	62%	0	0	17%	24%	4%	0%	0	0	



District Health Assessment for Ident 5791 - BAHRAIN - UND through July 2025

Status/ District Name of Months in Status *		Clubs							Membership							Member Strength		Cancellation		Reports			Finance	Leadership			
		Active Clubs	Clubs in Status Quo	Total Clubs	% Status Quo Clubs in Financial Suspension	New Clubs	Cancelled Clubs	YTD Net Club Gain/ Loss	Current Members In Active Clubs	Current Members In Status Quo Clubs	Current Total Members Count	YTD Add	YTD Drop	YTD NetGrowth (includes Active and Status Quo)	YTD NetGrowth% (includes Active and Status Quo)	Member Count 12 Months Ago	Average Member Count Per Club	% of Clubs with less than 20 members	Average Cancelled Club Age	Members Lost Due to Cancelled Clubs	% of Clubs Reporting Service	% No MMR in 3 Months	% No Officer Report in 12 months	% of Clubs with balance 90+ days	Number of Zone Chairs Recorded	Number of Region Chairs Recorded	District Officers Vacancies **
Ident 5791 - BAHRAIN		2	0	2	0%	0	0	0	39	0	39	0	0	0	0.00%	43	20	50%	0	0	0%	100%	50%	0%	0	0	
		2	0	2	0%	0	0	0	39	0	39	0	0	0	0.00%	43	20	50%	0	0	0%	100%	50%	0%	0	0	



District Health Assessment for Ident 5943 - UNITED ARAB EMIRATES - UND through July 2025

Status/ District Name of Months in Status *		Clubs							Membership							Member Strength		Cancellation		Reports			Finance	Leadership			
		Active Clubs	Clubs in Status Quo	Total Clubs	% Status Quo Clubs in Financial Suspension	New Clubs	Cancelled Clubs	YTD Net Club Gain/ Loss	Current Members In Active Clubs	Current Members In Status Quo Clubs	Current Total Members Count	YTD Add	YTD Drop	YTD NetGrowth (includes Active and Status Quo)	YTD NetGrowth% (includes Active and Status Quo)	Member Count 12 Months Ago	Average Member Count Per Club	% of Clubs with less than 20 members	Average Cancelled Club Age	Members Lost Due to Cancelled Clubs	% of Clubs Reporting Service	% No MMR in 3 Months	% No Officer Report in 12 months	% of Clubs with balance 90+ days	Number of Zone Chairs Recorded	Number of Region Chairs Recorded	District Officers Vacancies **
Ident 5943 - UNITED ARAB EMIRATES		14	0	14	0%	0	0	0	349	0	349	0	2	-2	-0.57%	365	25	36%	0	0	0%	7%	0%	7%	0	0	
		14	0	14	0%	0	0	0	349	0	349	0	2	-2	-0.57%	365	25	36%	0	0	0%	7%	0%	7%	0	0	

\* - District Status: P - Provisional, T - Transitional.  
\*\* - District Officers Vacancies: DG - District Governor, 1st VDG - First Vice District Governor, 2nd VDG - Second Vice District Governor.