





District Health Assessment for Multiple District 107 through July 2025

		Clubs							Membership							Member Strength		Cancellation		Reports			Finance	Leadership				
District Name	Status/ Number of Months in Status *	Active Clubs	Clubs in Status Quo	Total Clubs	% Status Quo Clubs in Financial Suspension	New Clubs	Cancelled Clubs	YTD Net Club Gain/Loss	Current Members In Active Clubs	Current Members In Status Quo Clubs	Current Total Members Count	YTD Add	YTD Drop	YTD NetGrowth (includes Active and Status Quo)	YTD NetGrowth% (includes Active and Status Quo)	Member Count 12 Months Ago	Average Member Count Per Club	% of Clubs with less than 20 members	Average Cancelled Club Age	Members Lost Due to Cancelled Clubs	% of Clubs Reporting Service	% No MMR in 3 Months	% No Officer Report in 12 months	% of Clubs with balance 90+ days	Number of Zone Chairs Recorded	Number of Region Chairs Recorded	District Officers Vacancies **	
107 A		72	0	72	0%	0	0	0	1672	0	1672	2	6	-4	-0.24%	1,736	23	35%	0	0		14%	25%	1%	1%	6	3	
107 B	T(24)	41	0	41	0%	0	0	0	779	0	779	1	0	1	0.13%	797	19	54%	0	0		2%	29%	2%	2%	7	3	
107 C		74	0	74	0%	0	0	0	1699	0	1699	1	1	0	0.00%	1,738	23	28%	0	0		7%	18%	1%	1%	10	0	
107 D	T(15)	50	0	50	0%	0	0	0	1127	0	1127	1	4	-3	-0.27%	1,178	23	46%	0	0		4%	16%	2%	4%	9	0	
107 E		66	0	66	0%	0	0	0	1356	0	1356	1	2	-1	-0.07%	1,399	21	44%	0	0		2%	38%	2%	2%	0	0	
107 F		56	0	56	0%	0	0	0	1269	0	1269	1	2	-1	-0.08%	1,308	23	36%	0	0		4%	34%	7%	4%	9	4	
107 G	T(24)	48	0	48	0%	0	0	0	910	0	910	0	0	0	0.00%	936	19	54%	0	0		4%	35%	4%	0%	0	0	2nd VDG
107 H	T(24)	39	0	39	0%	0	0	0	929	0	929	2	3	-1	-0.11%	944	24	23%	0	0		28%	8%	0%	0%	8	0	
107 I	T(24)	44	0	44	0%	0	0	0	815	0	815	1	7	-6	-0.73%	839	19	61%	0	0		11%	27%	5%	2%	4	3	2nd VDG
107 K	T(24)	37	0	37	0%	0	0	0	859	0	859	0	0	0	0.00%	893	23	30%	0	0		24%	24%	5%	0%	3	2	2nd VDG
107 L	T(24)	34	0	34	0%	0	0	0	780	0	780	7	7	0	0.00%	780	23	44%	0	0		24%	6%	6%	3%	0	0	
107 M	T(3)	54	0	54	0%	0	0	0	1238	0	1238	1	11	-10	-0.80%	1,265	23	37%	0	0		13%	26%	7%	2%	11	4	
107 N		66	0	66	0%	0	0	0	1311	0	1311	0	2	-2	-0.15%	1,341	20	59%	0	0		5%	24%	5%	0%	9	0	
107 O	T(24)	49	0	49	0%	0	0	0	853	0	853	0	1	-1	-0.12%	871	17	61%	0	0		2%	41%	4%	0%	12	0	
		730	0	730	0%	0	0	0	15597	0	15597	18	46	-28	-0.18%	16,025	21	43%	0	0		9%	26%	4%	2%	88	19	




District Health Assessment for Multiple District 107 through July 2025

<div></div> <div>Status/ Number of Months in Status *</div>		Clubs							Membership							Member Strength		Cancellation		Reports			Finance		Leadership		
		Active Clubs	Clubs in Status Quo	Total Clubs	% Status Quo Clubs in Financial Suspension	New Clubs	Cancelled Clubs	YTD Net Club Gain/Loss	Current Members In Active Clubs	Current Members In Status Quo Clubs	Current Total Members Count	YTD Add	YTD Drop	YTD NetGrowth (includes Active and Status Quo)	YTD NetGrowth% (includes Active and Status Quo)	Member Count 12 Months Ago	Average Member Count Per Club	% of Clubs with less than 20 members	Average Cancelled Club Age	Members Lost Due to Cancelled Clubs	% of Clubs Reporting Service	% No MMR in 3 Months	% No Officer Report in 12 months	% of Clubs with balance 90+ days	Number of Zone Chairs Recorded	Number of Region Chairs Recorded	District Officers Vacancies **
109 A	T(24)	44	0	44	0%	0	0	0	1056	0	1056	0	1	-1	-0.09%	1,065	24	45%	0	0	0%	57%	0%	32%	0	0	GST
109 B	T(24)	29	0	29	0%	0	0	0	632	0	632	3	1	2	0.32%	660	22	34%	0	0	3%	41%	17%	14%	0	0	2nd VDG,GLT
		73	0	73	0%	0	0	0	1688	0	1688	3	2	1	0.06%	1,725	23	41%	0	0	1%	51%	7%	25%	0	0	




District Health Assessment for District 120 through July 2025

		Clubs							Membership							Member Strength		Cancellation		Reports			Finance	Leadership			
District Name	Status/ Number of Months in Status *	Active Clubs	Clubs in Status Quo	Total Clubs	% Status Quo in Financial Suspension	New Clubs	Cancelled Clubs	YTD Net Club Gain/Loss	Current Members In Active Clubs	Current Members In Status Quo Clubs	Current Total Members Count	YTD Add	YTD Drop	YTD NetGrowth (includes Active and Status Quo)	YTD NetGrowth% (includes Active and Status Quo)	Member Count 12 Months Ago	Average Member Count Per Club	% of Clubs with less than 20 members	Average Cancelled Club Age	Members Lost Due to Cancelled Clubs	% of Clubs Reporting Service	% No MMR in 3 Months	% No Officer Report in 12 months	% of Clubs with balance 90+ days	Number of Zone Chairs Recorded	Number of Region Chairs Recorded	District Officers Vacancies **
120	T(24)	56	0	56	0%	0	0	0	1016	0	1016	3	3	0	0.00%	1,069	18	50%	0	0	0%	30%	4%	7%	0	0	2nd VDG
		56	0	56	0%	0	0	0	1016	0	1016	3	3	0	0.00%	1,069	18	50%	0	0	0%	30%	4%	7%	0	0	



District Health Assessment for District 131 through July 2025

		Clubs							Membership							Member Strength		Cancellation		Reports			Finance	Leadership			
District Name	Status/ Number of Months in Status *	Active Clubs	Clubs in Status Quo	Total Clubs	% Status Quo in Financial Suspension	New Clubs	Cancelled Clubs	YTD Net Club Gain/Loss	Current Members In Active Clubs	Current Members In Status Quo Clubs	Current Total Members Count	YTD Add	YTD Drop	YTD NetGrowth (includes Active and Status Quo)	YTD NetGrowth% (includes Active and Status Quo)	Member Count 12 Months Ago	Average Member Count Per Club	% of Clubs with less than 20 members	Average Cancelled Club Age	Members Lost Due to Cancelled Clubs	% of Clubs Reporting Service	% No MMR in 3 Months	% No Officer Report in 12 months	% of Clubs with balance 90+ days	Number of Zone Chairs Recorded	Number of Region Chairs Recorded	District Officers Vacancies **
131	P	37	0	37	0%	0	0	0	736	0	736	1	4	-3	-0.41%	724	20	46%	0	0	14%	32%	30%	16%	0	0	
		37	0	37	0%	0	0	0	736	0	736	1	4	-3	-0.41%	724	20	46%	0	0	14%	32%	30%	16%	0	0	



District Health Assessment for Ident 5891 - REP OF LATVIA - UND through July 2025

Status/ District Name of Months in Status *		Clubs							Membership							Member Strength		Cancellation		Reports			Finance	Leadership			
		Active Clubs	Clubs in Status Quo	Total Clubs	% Status Quo Clubs in Financial Suspension	New Clubs	Cancelled Clubs	YTD Net Club Gain/ Loss	Current Members In Active Clubs	Current Members In Status Quo Clubs	Current Total Members Count	YTD Add	YTD Drop	YTD NetGrowth (includes Active and Status Quo)	YTD NetGrowth% (includes Active and Status Quo)	Member Count 12 Months Ago	Average Member Count Per Club	% of Clubs with less than 20 members	Average Cancelled Club Age	Members Lost Due to Cancelled Clubs	% of Clubs Reporting Service	% No MMR in 3 Months	% No Officer Report in 12 months	% of Clubs with balance 90+ days	Number of Zone Chairs Recorded	Number of Region Chairs Recorded	District Officers Vacancies **
Ident 5891 - REP OF LATVIA		3	0	3	0%	0	0	0	21	0	21	0	0	0	0.00%	24	7	100%	0	0	0%	67%	0%	0%	0	0	
		3	0	3	0%	0	0	0	21	0	21	0	0	0	0.00%	24	7	100%	0	0	0%	67%	0%	0%	0	0	

* - District Status: P - Provisional, T - Transitional.
** - District Officers Vacancies: DG - District Governor, 1st VDG - First Vice District Governor, 2nd VDG - Second Vice District Governor.