





District Health Assessment for Multiple District 305 through July 2025

		Clubs							Membership							Member Strength		Cancellation		Reports			Finance	Leadership			
District Name	Status/ Number of Months in Status *	Active Clubs	Clubs in Status Quo	Total Clubs	% Status Quo Clubs in Financial Suspension	New Clubs	Cancelled Clubs	YTD Net Club Gain/Loss	Current Members In Active Clubs	Current Members In Status Quo Clubs	Current Total Members Count	YTD Add	YTD Drop	YTD NetGrowth (includes Active and Status Quo)	YTD NetGrowth% (includes Active and Status Quo)	Member Count 12 Months Ago	Average Member Count Per Club	% of Clubs with less than 20 members	Average Cancelled Club Age	Members Lost Due to Cancelled Clubs	% of Clubs Reporting Service	% No MMR in 3 Months	% No Officer Report in 12 months	% of Clubs with balance 90+ days	Number of Zone Chairs Recorded	Number of Region Chairs Recorded	District Officers Vacancies **
305 N1		115	0	115	0%	0	1	-1	2419	0	2419	67	7	60	2.54%	2,138	21	50%	5	0	30%	29%	9%	8%	15	0	
305 N2		112	1	113	100%	2	0	2	1653	25	1678	83	4	79	4.94%	2,231	15	73%	0	0	23%	15%	10%	13%	29	9	GST
305 S	T(21)	89	0	89	0%	1	0	1	1243	0	1243	37	38	-1	-0.08%	1,122	14	72%	0	0	10%	54%	16%	11%	16	5	
		316	1	317	100%	3	1	2	5315	25	5340	187	49	138	2.65%	5,491	17	64%	5	0	22%	31%	11%	11%	60	14	




District Health Assessment for District 351 through July 2025

		Clubs							Membership							Member Strength		Cancellation		Reports			Finance	Leadership			
District Name	Status/ Number of Months in Status *	Active Clubs	Clubs in Status Quo	Total Clubs	% Status Quo Clubs in Financial Suspension	New Clubs	Cancelled Clubs	YTD Net Club Gain/ Loss	Current Members In Active Clubs	Current Members In Status Quo Clubs	Current Total Members Count	YTD Add	YTD Drop	YTD NetGrowth (includes Active and Status Quo)	YTD NetGrowth% (includes Active and Status Quo)	Member Count 12 Months Ago	Average Member Count Per Club	% of Clubs with less than 20 members	Average Cancelled Club Age	Members Lost Due to Cancelled Clubs	% of Clubs Reporting Service	% No MMR in 3 Months	% No Officer Report in 12 months	% of Clubs with balance 90+ days	Number of Zone Chairs Recorded	Number of Region Chairs Recorded	District Officers Vacancies **
351		127	0	127	0%	1	0	1	2207	0	2207	75	28	47	2.18%	2,061	17	62%	0	0	17%	24%	4%	0%	0	0	
		127	0	127	0%	1	0	1	2207	0	2207	75	28	47	2.18%	2,061	17	62%	0	0	17%	24%	4%	0%	0	0	



District Health Assessment for Ident 5791 - BAHRAIN - UND through July 2025

		Clubs							Membership							Member Strength		Cancellation		Reports			Finance	Leadership			
District Name	Status/ Number of Months in Status *	Active Clubs	Clubs in Status Quo	Total Clubs	% Status Quo Clubs in Financial Suspension	New Clubs	Cancelled Clubs	YTD Net Club Gain/Loss	Current Members In Active Clubs	Current Members In Status Quo Clubs	Current Total Members Count	YTD Add	YTD Drop	YTD NetGrowth (includes Active and Status Quo)	YTD NetGrowth% (includes Active and Status Quo)	Member Count 12 Months Ago	Average Member Count Per Club	% of Clubs with less than 20 members	Average Cancelled Club Age	Members Lost Due to Cancelled Clubs	% of Clubs Reporting Service	% No MMR in 3 Months	% No Officer Report in 12 months	% of Clubs with balance 90+ days	Number of Zone Chairs Recorded	Number of Region Chairs Recorded	District Officers Vacancies **
Ident 5791 - BAHRAIN		2	0	2	0%	0	0	0	39	0	39	0	0	0	0.00%	43	20	50%	0	0	0%	100%	50%	0%	0	0	
		2	0	2	0%	0	0	0	39	0	39	0	0	0	0.00%	43	20	50%	0	0	0%	100%	50%	0%	0	0	



District Health Assessment for Ident 5943 - UNITED ARAB EMIRATES - UND through July 2025

Status/ District Name of Months in Status *		Clubs							Membership							Member Strength		Cancellation		Reports			Finance	Leadership			
		Active Clubs	Clubs in Status Quo	Total Clubs	% Status Quo Clubs in Financial Suspension	New Clubs	Cancelled Clubs	YTD Net Club Gain/ Loss	Current Members In Active Clubs	Current Members In Status Quo Clubs	Current Total Members Count	YTD Add	YTD Drop	YTD NetGrowth (includes Active and Status Quo)	YTD NetGrowth% (includes Active and Status Quo)	Member Count 12 Months Ago	Average Member Count Per Club	% of Clubs with less than 20 members	Average Cancelled Club Age	Members Lost Due to Cancelled Clubs	% of Clubs Reporting Service	% No MMR in 3 Months	% No Officer Report in 12 months	% of Clubs with balance 90+ days	Number of Zone Chairs Recorded	Number of Region Chairs Recorded	District Officers Vacancies **
Ident 5943 - UNITED ARAB EMIRATES		14	0	14	0%	0	0	0	349	0	349	0	2	-2	-0.57%	365	25	36%	0	0	0%	7%	0%	7%	0	0	
		14	0	14	0%	0	0	0	349	0	349	0	2	-2	-0.57%	365	25	36%	0	0	0%	7%	0%	7%	0	0	

* - District Status: P - Provisional, T - Transitional.

** - District Officers Vacancies: DG - District Governor, 1st VDG - First Vice District Governor, 2nd VDG - Second Vice District Governor.