





District Health Assessment for Multiple District 13 through July 2025

		Clubs							Membership							Member Strength		Cancellation		Reports			Finance	Leadership			
District Name	Status/ Number of Months in Status *	Active Clubs	Clubs in Status Quo	Total Clubs	% Status Quo Clubs in Financial Suspension	New Clubs	Cancelled Clubs	YTD Net Club Gain/Loss	Current Members In Active Clubs	Current Members In Status Quo Clubs	Current Total Members Count	YTD Add	YTD Drop	YTD NetGrowth (includes Active and Status Quo)	YTD NetGrowth% (includes Active and Status Quo)	Member Count 12 Months Ago	Average Member Count Per Club	% of Clubs with less than 20 members	Average Cancelled Club Age	Members Lost Due to Cancelled Clubs	% of Clubs Reporting Service	% No MMR in 3 Months	% No Officer Report in 12 months	% of Clubs with balance 90+ days	Number of Zone Chairs Recorded	Number of Region Chairs Recorded	District Officers Vacancies **
13 OH1		48	0	48	0%	0	0	0	1329	0	1329	3	8	-5	-0.37%	1,381	28	42%	0	0	29%	38%	0%	2%	6	3	GST
13 OH2		53	0	53	0%	0	0	0	1598	0	1598	13	17	-4	-0.25%	1,637	30	30%	0	0	36%	25%	11%	4%	1	0	2nd VDG,GMT
13 OH3		48	0	48	0%	0	0	0	1284	0	1284	19	12	7	0.55%	1,344	27	46%	0	0	31%	31%	0%	0%	0	0	
13 OH4	T(6)	48	0	48	0%	0	0	0	1223	0	1223	7	18	-11	-0.89%	1,274	25	38%	0	0	63%	21%	2%	0%	3	0	
13 OH5	T(2)	48	0	48	0%	0	0	0	1207	0	1207	14	16	-2	-0.17%	1,250	25	42%	0	0	21%	19%	4%	4%	7	0	2nd VDG
13 OH6		52	0	52	0%	0	0	0	1416	0	1416	9	9	0	0.00%	1,431	27	40%	0	0	27%	12%	0%	0%	8	2	
13 OH7	T(24)	46	0	46	0%	0	0	0	1128	0	1128	19	9	10	0.89%	1,178	25	46%	0	0	33%	20%	0%	2%	7	0	
		343	0	343	0%	0	0	0	9185	0	9185	84	89	-5	-0.05%	9,495	27	40%	0	0	34%	23%	3%	2%	32	5	




District Health Assessment for Multiple District 14 through July 2025

		Clubs							Membership							Member Strength		Cancellation		Reports			Finance	Leadership			
District Name	Status/ Number of Months in Status *	Active Clubs	Clubs in Status Quo	Total Clubs	% Status Quo Clubs in Financial Suspension	New Clubs	Cancelled Clubs	YTD Net Club Gain/Loss	Current Members In Active Clubs	Current Members In Status Quo Clubs	Current Total Members Count	YTD Add	YTD Drop	YTD NetGrowth (includes Active and Status Quo)	YTD NetGrowth% (includes Active and Status Quo)	Member Count 12 Months Ago	Average Member Count Per Club	% of Clubs with less than 20 members	Average Cancelled Club Age	Members Lost Due to Cancelled Clubs	% of Clubs Reporting Service	% No MMR in 3 Months	% No Officer Report in 12 months	% of Clubs with balance 90+ days	Number of Zone Chairs Recorded	Number of Region Chairs Recorded	District Officers Vacancies **
14 A		53	0	53	0%	1	0	1	1288	0	1288	27	6	21	1.66%	1,261	24	49%	0	0	13%	45%	19%	6%	0	0	2nd VDG
14 B	T(24)	27	0	27	0%	0	0	0	588	0	588	1	0	1	0.17%	593	22	44%	0	0	19%	30%	11%	4%	0	0	1st VDG,2nd VDG
14 C	T(24)	43	0	43	0%	0	0	0	1168	0	1168	8	6	2	0.17%	1,143	27	37%	0	0	37%	33%	0%	0%	2	0	2nd VDG
14 D	T(24)	42	0	42	0%	0	0	0	1181	0	1181	6	15	-9	-0.76%	1,174	28	38%	0	0	31%	17%	7%	0%	5	0	2nd VDG
14 E	T(24)	27	0	27	0%	0	0	0	656	0	656	0	9	-9	-1.35%	679	24	41%	0	0	22%	41%	4%	0%	3	0	
14 F	T(24)	35	0	35	0%	0	0	0	889	0	889	2	9	-7	-0.78%	927	25	40%	0	0	11%	49%	3%	0%	0	0	1st VDG,2nd VDG,GST
14 G		52	0	52	0%	0	0	0	1467	0	1467	10	12	-2	-0.14%	1,446	28	38%	0	0	38%	38%	15%	2%	0	0	GLT
14 H	T(24)	26	0	26	0%	0	0	0	619	0	619	8	3	5	0.81%	630	24	50%	0	0	15%	35%	19%	0%	0	0	1st VDG,2nd VDG
14 J	T(24)	26	0	26	0%	0	0	0	698	0	698	7	2	5	0.72%	694	27	50%	0	0	15%	46%	0%	0%	6	0	1st VDG,2nd VDG
14 K	T(24)	26	0	26	0%	0	0	0	688	0	688	2	5	-3	-0.43%	701	26	38%	0	0	35%	19%	0%	4%	7	0	1st VDG,2nd VDG
14 L	T(24)	32	0	32	0%	0	1	-1	756	0	756	9	13	-4	-0.53%	779	24	41%	94	6	53%	31%	0%	3%	0	0	2nd VDG,GST
14 M	T(24)	41	0	41	0%	0	0	0	989	0	989	14	16	-2	-0.20%	1,015	24	51%	0	0	37%	51%	12%	0%	6	1	1st VDG,2nd VDG
14 N	T(24)	37	0	37	0%	0	0	0	928	0	928	10	11	-1	-0.11%	924	25	43%	0	0	27%	19%	3%	3%	9	5	1st VDG,2nd VDG
14 P	T(24)	33	0	33	0%	0	0	0	862	0	862	2	3	-1	-0.12%	883	26	36%	0	0	33%	30%	6%	0%	6	1	2nd VDG
14 T	T(24)	34	0	34	0%	0	0	0	1077	0	1077	5	8	-3	-0.28%	1,122	32	21%	0	0	47%	35%	12%	3%	3	0	2nd VDG
14 U	T(24)	26	0	26	0%	0	0	0	808	0	808	7	12	-5	-0.62%	839	31	31%	0	0	27%	42%	23%	0%	0	0	2nd VDG



District Health Assessment for Multiple District 14 through July 2025

		Clubs							Membership							Member Strength		Cancellation		Reports			Finance	Leadership			
District Name	Status/ Number of Months in Status *	Active Clubs	Clubs in Status Quo	Total Clubs	% Status Quo in Financial Suspension	New Clubs	Cancelled Clubs	YTD Net Club Gain/ Loss	Current Members In Active Clubs	Current Members In Status Quo Clubs	Current Total Members Count	YTD Add	YTD Drop	YTD NetGrowth (includes Active and Status Quo)	YTD NetGrowth% (includes Active and Status Quo)	Member Count 12 Months Ago	Average Member Count Per Club	% of Clubs with less than 20 members	Average Cancelled Club Age	Members Lost Due to Cancelled Clubs	% of Clubs Reporting Service	% No MMR in 3 Months	% No Officer Report in 12 months	% of Clubs with balance 90+ days	Number of Zone Chairs Recorded	Number of Region Chairs Recorded	District Officers Vacancies **
14 W	T(24)	24	0	24	0%	0	0	0	568	0	568	5	4	1	0.18%	562	24	54%	0	0	29%	29%	4%	4%	5	0	
		584	0	584	0%	1	1	0	15230	0	15230	123	134	-11	-0.07%	15,372	26	41%	94	6	29%	35%	9%	2%	52	7	




District Health Assessment for Multiple District 24 through July 2025

District Name	Status/ Number of Months in Status *	Clubs							Membership							Member Strength		Cancellation		Reports			Finance	Leadership			
		Active Clubs	Clubs in Status Quo	Total Clubs	% Status Quo Clubs in Financial Suspension	New Clubs	Cancelled Clubs	YTD Net Club Gain/Loss	Current Members In Active Clubs	Current Members In Status Quo Clubs	Current Total Members Count	YTD Add	YTD Drop	YTD NetGrowth (includes Active and Status Quo)	YTD NetGrowth% (includes Active and Status Quo)	Member Count 12 Months Ago	Average Member Count Per Club	% of Clubs with less than 20 members	Average Cancelled Club Age	Members Lost Due to Cancelled Clubs	% of Clubs Reporting Service	% No MMR in 3 Months	% No Officer Report in 12 months	% of Clubs with balance 90+ days	Number of Zone Chairs Recorded	Number of Region Chairs Recorded	District Officers Vacancies **
24 C		50	0	50	0%	0	0	0	1261	0	1261	21	5	16	1.29%	1,261	25	46%	0	0	28%	24%	6%	0%	6	0	
24 I		78	0	78	0%	0	0	0	1552	0	1552	15	12	3	0.19%	1,634	20	64%	0	0	32%	38%	17%	0%	0	0	
24 L		78	0	78	0%	0	0	0	2208	0	2208	19	24	-5	-0.23%	2,188	28	46%	0	0	37%	26%	0%	4%	14	5	
		206	0	206	0%	0	0	0	5021	0	5021	55	41	14	0.28%	5,083	24	53%	0	0	33%	30%	8%	1%	20	5	



District Health Assessment for Multiple District 29 through July 2025

		Clubs							Membership							Member Strength		Cancellation		Reports			Finance		Leadership		
District Name	Status/ Number of Months in Status *	Active Clubs	Clubs in Status Quo	Total Clubs	% Status Quo Clubs in Financial Suspension	New Clubs	Cancelled Clubs	YTD Net Club Gain/Loss	Current Members In Active Clubs	Current Members In Status Quo Clubs	Current Total Members Count	YTD Add	YTD Drop	YTD NetGrowth (includes Active and Status Quo)	YTD NetGrowth% (includes Active and Status Quo)	Member Count 12 Months Ago	Average Member Count Per Club	% of Clubs with less than 20 members	Average Cancelled Club Age	Members Lost Due to Cancelled Clubs	% of Clubs Reporting Service	% No MMR in 3 Months	% No Officer Report in 12 months	% of Clubs with balance 90+ days	Number of Zone Chairs Recorded	Number of Region Chairs Recorded	District Officers Vacancies **
29 L	T(24)	46	0	46	0%	0	0	0	910	0	910	7	8	-1	-0.11%	985	20	59%	0	0	15%	35%	15%	2%	5	0	
29 C	T(24)	41	0	41	0%	0	0	0	780	0	780	8	6	2	0.26%	798	19	56%	0	0	10%	46%	37%	2%	0	0	DG,1st VDG,2nd VDG,GLT,GMT ,GST
29 I		54	0	54	0%	0	0	0	1347	0	1347	20	20	0	0.00%	1,414	25	43%	0	0	20%	37%	2%	0%	6	0	1st VDG,2nd VDG
		141	0	141	0%	0	0	0	3037	0	3037	35	34	1	0.03%	3,197	22	52%	0	0	16%	39%	16%	1%	11	0	

* - District Status: P - Provisional, T - Transitional.
** - District Officers Vacancies: DG - District Governor, 1st VDG - First Vice District Governor, 2nd VDG - Second Vice District Governor.