





District Health Assessment for Multiple District 411 through July 2025

		Clubs							Membership							Member Strength		Cancellation		Reports			Finance	Leadership			
District Name	Status/ Number of Months in Status *	Active Clubs	Clubs in Status Quo	Total Clubs	% Status Quo Clubs in Financial Suspension	New Clubs	Cancelled Clubs	YTD Net Club Gain/Loss	Current Members In Active Clubs	Current Members In Status Quo Clubs	Current Total Members Count	YTD Add	YTD Drop	YTD NetGrowth (includes Active and Status Quo)	YTD NetGrowth% (includes Active and Status Quo)	Member Count 12 Months Ago	Average Member Count Per Club	% of Clubs with less than 20 members	Average Cancelled Club Age	Members Lost Due to Cancelled Clubs	% of Clubs Reporting Service	% No MMR in 3 Months	% No Officer Report in 12 months	% of Clubs with balance 90+ days	Number of Zone Chairs Recorded	Number of Region Chairs Recorded	District Officers Vacancies **
411 A		65	0	65	0%	0	0	0	1727	0	1727	31	15	16	0.94%	1,484	27	37%	0	0	34%	23%	8%	9%	15	9	2nd VDG
411 B		63	0	63	0%	2	0	2	2358	0	2358	111	1	110	4.89%	1,962	37	27%	0	0	60%	3%	3%	10%	0	5	GLT
411 C	P	18	1	19	100%	0	0	0	500	20	520	49	7	42	8.79%	467	28	21%	0	0	63%	16%	0%	5%	6	2	
		146	1	147	100%	2	0	2	4585	20	4605	191	23	168	3.79%	3,913	32	31%	0	0	49%	14%	5%	9%	21	16	




District Health Assessment for Multiple District 412 through July 2025

 Status/ District Name of Months in Status *		Clubs							Membership							Member Strength		Cancellation		Reports			Finance		Leadership		
		Active Clubs	Clubs in Status Quo	Total Clubs	% Status Quo in Financial Suspension	New Clubs	Cancelled Clubs	YTD Net Club Gain/ Loss	Current Members In Active Clubs	Current Members In Status Quo Clubs	Current Total Members Count	YTD Add	YTD Drop	YTD NetGrowth (includes Active and Status Quo)	YTD NetGrowth% (includes Active and Status Quo)	Member Count 12 Months Ago	Average Member Count Per Club	% of Clubs with less than 20 members	Average Cancelled Club Age	Members Lost Due to Cancelled Clubs	% of Clubs Reporting Service	% No MMR in 3 Months	% No Officer Report in 12 months	% of Clubs with balance 90+ days	Number of Zone Chairs Recorded	Number of Region Chairs Recorded	District Officers Vacancies **
412 A	T(23)	52	0	52	0%	0	0	0	801	0	801	15	17	-2	-0.25%	841	15	63%	0	0	37%	27%	15%	12%	10	3	2nd VDG
412 B	T(24)	26	0	26	0%	0	1	-1	555	0	555	15	41	-26	-4.48%	552	21	50%	1	23	4%	46%	31%	8%	8	1	2nd VDG
		78	0	78	0%	0	1	-1	1356	0	1356	30	58	-28	-2.02%	1,393	17	59%	1	23	26%	33%	21%	10%	18	4	



District Health Assessment for District 413 through July 2025

		Clubs							Membership							Member Strength		Cancellation		Reports			Finance	Leadership			
District Name	Status/ Number of Months in Status *	Active Clubs	Clubs in Status Quo	Total Clubs	% Status Quo Clubs in Financial Suspension	New Clubs	Cancelled Clubs	YTD Net Club Gain/ Loss	Current Members In Active Clubs	Current Members In Status Quo Clubs	Current Total Members Count	YTD Add	YTD Drop	YTD NetGrowth (includes Active and Status Quo)	YTD NetGrowth% (includes Active and Status Quo)	Member Count 12 Months Ago	Average Member Count Per Club	% of Clubs with less than 20 members	Average Cancelled Club Age	Members Lost Due to Cancelled Clubs	% of Clubs Reporting Service	% No MMR in 3 Months	% No Officer Report in 12 months	% of Clubs with balance 90+ days	Number of Zone Chairs Recorded	Number of Region Chairs Recorded	District Officers Vacancies **
413		48	0	48	0%	0	0	0	1325	0	1325	10	4	6	0.45%	1,378	28	33%	0	0	6%	19%	4%	27%	11	5	2nd VDG
		48	0	48	0%	0	0	0	1325	0	1325	10	4	6	0.45%	1,378	28	33%	0	0	6%	19%	4%	27%	11	5	



District Health Assessment for Ident 5947 - SOMALIA - UND through July 2025

Status/ District Name of Months in Status *		Clubs							Membership							Member Strength		Cancellation		Reports			Finance	Leadership			
		Active Clubs	Clubs in Status Quo	Total Clubs	% Status Quo Clubs in Financial Suspension	New Clubs	Cancelled Clubs	YTD Net Club Gain/ Loss	Current Members In Active Clubs	Current Members In Status Quo Clubs	Current Total Members Count	YTD Add	YTD Drop	YTD NetGrowth (includes Active and Status Quo)	YTD NetGrowth% (includes Active and Status Quo)	Member Count 12 Months Ago	Average Member Count Per Club	% of Clubs with less than 20 members	Average Cancelled Club Age	Members Lost Due to Cancelled Clubs	% of Clubs Reporting Service	% No MMR in 3 Months	% No Officer Report in 12 months	% of Clubs with balance 90+ days	Number of Zone Chairs Recorded	Number of Region Chairs Recorded	District Officers Vacancies **
Ident 5947 - SOMALIA		3	0	3	0%	0	0	0	53	0	53	0	0	0	0.00%	54	18	67%	0	0	0%	67%	33%	33%	0	0	
		3	0	3	0%	0	0	0	53	0	53	0	0	0	0.00%	54	18	67%	0	0	0%	67%	33%	33%	0	0	

\* - District Status: P - Provisional, T - Transitional.  
\*\* - District Officers Vacancies: DG - District Governor, 1st VDG - First Vice District Governor, 2nd VDG - Second Vice District Governor.