





District Health Assessment for Multiple District 12 through July 2025

|  |   | Clubs        |                     |             |  |           |                 |                        | Membership                      |                                     |                             |         |          |  |   | Member Strength            |                               | Cancellation                         |                            | Reports                             |                              |                      | Finance                          | Leadership                       |                                |                                  |                                |
|--|---|--------------|---------------------|-------------|--|-----------|-----------------|------------------------|---------------------------------|-------------------------------------|-----------------------------|---------|----------|--|---|----------------------------|-------------------------------|--------------------------------------|----------------------------|-------------------------------------|------------------------------|----------------------|----------------------------------|----------------------------------|--------------------------------|----------------------------------|--------------------------------|
| District Name  | Status/<br>Number<br>of Months<br>in Status * | Active Clubs | Clubs in Status Quo | Total Clubs | % Status Quo Clubs in Financial Suspension | New Clubs | Cancelled Clubs | YTD Net Club Gain/Loss | Current Members In Active Clubs | Current Members In Status Quo Clubs | Current Total Members Count | YTD Add | YTD Drop | YTD NetGrowth (includes Active and Status Quo) | YTD NetGrowth% (includes Active and Status Quo) | Member Count 12 Months Ago | Average Member Count Per Club | % of Clubs with less than 20 members | Average Cancelled Club Age | Members Lost Due to Cancelled Clubs | % of Clubs Reporting Service | % No MMR in 3 Months | % No Officer Report in 12 months | % of Clubs with balance 90+ days | Number of Zone Chairs Recorded | Number of Region Chairs Recorded | District Officers Vacancies ** |
| 12 L   | T(24)   | 31           | 0                   | 31          | 0%   | 0         | 0               | 0                      | 637                             | 0                                   | 637                         | 15      | 7        | 8  | 1.27%   | 599                        | 21                            | 45%                                  | 0                          | 0                                   | 23%                          | 29%                  | 0%                               | 0%                               | 5                              | 0                                |                                |
| 12 I   | T(24)   | 34           | 0                   | 34          | 0%   | 0         | 0               | 0                      | 791                             | 0                                   | 791                         | 24      | 8        | 16   | 2.06%   | 809                        | 23                            | 56%                                  | 0                          | 0                                   | 32%                          | 41%                  | 0%                               | 3%                               | 4                              | 0                                | 2nd VDG                        |
| 12 O   | T(24)   | 28           | 0                   | 28          | 0%   | 0         | 0               | 0                      | 558                             | 0                                   | 558                         | 12      | 11       | 1  | 0.18%   | 576                        | 20                            | 71%                                  | 0                          | 0                                   | 25%                          | 50%                  | 0%                               | 4%                               | 0                              | 0                                |                                |
| 12 N   | T(24)   | 36           | 0                   | 36          | 0%   | 0         | 0               | 0                      | 729                             | 0                                   | 729                         | 20      | 13       | 7  | 0.97%   | 721                        | 20                            | 58%                                  | 0                          | 0                                   | 33%                          | 25%                  | 8%                               | 0%                               | 3                              | 2                                |                                |
| 12 S   | T(24)   | 37           | 0                   | 37          | 0%   | 0         | 0               | 0                      | 758                             | 0                                   | 758                         | 11      | 1        | 10   | 1.34%   | 792                        | 20                            | 59%                                  | 0                          | 0                                   | 11%                          | 46%                  | 3%                               | 3%                               | 3                              | 0                                |                                |
|  |   | 166          | 0                   | 166         | 0%   | 0         | 0               | 0                      | 3473                            | 0                                   | 3473                        | 82      | 40       | 42   | 1.22%   | 3,497                      | 21                            | 58%                                  | 0                          | 0                                   | 25%                          | 38%                  | 2%                               | 2%                               | 15                             | 2                                |                                |




District Health Assessment for Multiple District 18 through July 2025

|  |   | Clubs        |                     |             |  |           |                 |                        | Membership                      |                                     |                             |         |          |  |   | Member Strength            |                               | Cancellation                         |                            | Reports                             |                              |                      | Finance                          | Leadership                       |                                |                                  |                                |
|--|---|--------------|---------------------|-------------|--|-----------|-----------------|------------------------|---------------------------------|-------------------------------------|-----------------------------|---------|----------|--|---|----------------------------|-------------------------------|--------------------------------------|----------------------------|-------------------------------------|------------------------------|----------------------|----------------------------------|----------------------------------|--------------------------------|----------------------------------|--------------------------------|
| District Name  | Status/<br>Number<br>of Months<br>in Status * | Active Clubs | Clubs in Status Quo | Total Clubs | % Status Quo Clubs in Financial Suspension | New Clubs | Cancelled Clubs | YTD Net Club Gain/Loss | Current Members In Active Clubs | Current Members In Status Quo Clubs | Current Total Members Count | YTD Add | YTD Drop | YTD NetGrowth (includes Active and Status Quo) | YTD NetGrowth% (includes Active and Status Quo) | Member Count 12 Months Ago | Average Member Count Per Club | % of Clubs with less than 20 members | Average Cancelled Club Age | Members Lost Due to Cancelled Clubs | % of Clubs Reporting Service | % No MMR in 3 Months | % No Officer Report in 12 months | % of Clubs with balance 90+ days | Number of Zone Chairs Recorded | Number of Region Chairs Recorded | District Officers Vacancies ** |
| 18 L   | T(24)   | 37           | 0                   | 37          | 0%   | 0         | 0               | 0                      | 1083                            | 0                                   | 1083                        | 14      | 19       | -5   | -0.46%  | 1,071                      | 29                            | 38%                                  | 0                          | 0                                   | 32%                          | 43%                  | 11%                              | 8%                               | 7                              | 0                                | 2nd VDG                        |
| 18 I   | T(24)   | 46           | 0                   | 46          | 0%   | 0         | 0               | 0                      | 880                             | 0                                   | 880                         | 14      | 1        | 13   | 1.50%   | 925                        | 19                            | 67%                                  | 0                          | 0                                   | 41%                          | 30%                  | 11%                              | 2%                               | 8                              | 0                                |                                |
| 18 O   | T(24)   | 40           | 0                   | 40          | 0%   | 0         | 0               | 0                      | 757                             | 0                                   | 757                         | 3       | 15       | -12  | -1.56%  | 777                        | 19                            | 68%                                  | 0                          | 0                                   | 13%                          | 48%                  | 15%                              | 0%                               | 7                              | 0                                | 2nd VDG                        |
| 18 N   | T(24)   | 46           | 0                   | 46          | 0%   | 0         | 0               | 0                      | 1016                            | 0                                   | 1016                        | 9       | 9        | 0  | 0.00%   | 1,036                      | 22                            | 67%                                  | 0                          | 0                                   | 26%                          | 41%                  | 0%                               | 0%                               | 7                              | 3                                |                                |
|  |   | 169          | 0                   | 169         | 0%   | 0         | 0               | 0                      | 3736                            | 0                                   | 3736                        | 40      | 44       | -4   | -0.11%  | 3,809                      | 22                            | 61%                                  | 0                          | 0                                   | 28%                          | 40%                  | 9%                               | 2%                               | 29                             | 3                                |                                |




District Health Assessment for Multiple District 30 through July 2025

| <br>Status/<br>District<br>Name<br>Number<br>of Months<br>in Status * |       | Clubs           |                              |                |  |              |                    |                                     | Membership                               |   |                                      |            |             |  |   | Member Strength                     |  | Cancellation                                     |                                     | Reports   |                                       |                               | Finance                                   |   | Leadership                                 |  |   |
|---|-------|-----------------|------------------------------|----------------|--|--------------|--------------------|-------------------------------------|--|---|--------------------------------------|------------|-------------|--|---|-------------------------------------|--|--|-------------------------------------|---|---------------------------------------|-------------------------------|---|---|--|--|---|
|   |       | Active<br>Clubs | Clubs<br>in<br>Status<br>Quo | Total<br>Clubs | % Status<br>Quo<br>Clubs<br>in Financial<br>Suspension | New<br>Clubs | Cancelled<br>Clubs | YTD<br>Net<br>Club<br>Gain/<br>Loss | Current<br>Members<br>In Active<br>Clubs | Current<br>Members<br>In Status<br>Quo<br>Clubs | Current<br>Total<br>Members<br>Count | YTD<br>Add | YTD<br>Drop | YTD<br>NetGrowth<br>(includes<br>Active and<br>Status Quo) | YTD<br>NetGrowth%<br>(includes<br>Active and<br>Status Quo) | Member<br>Count 12<br>Months<br>Ago | Average<br>Member<br>Count<br>Per Club | % of<br>Clubs<br>with less<br>than 20<br>members | Average<br>Cancelled<br>Club<br>Age | Members<br>Lost<br>Due to<br>Cancelled<br>Clubs | % of<br>Clubs<br>Reporting<br>Service | % No<br>MMR<br>in<br>3 Months | % No<br>Officer<br>Report in<br>12 months | % of Clubs<br>with<br>balance<br>90+ days | Number<br>of<br>Zone<br>Chairs<br>Recorded | Number<br>of<br>Region<br>Chairs<br>Recorded | District<br>Officers<br>Vacancies<br>** |
| 30 M  | T(24) | 42              | 0                            | 42             | 0%   | 0            | 1                  | -1                                  | 776                                      | 0   | 776                                  | 23         | 20          | 3  | 0.39%   | 795                                 | 18                                     | 62%  | 32                                  | 5   | 14%                                   | 29%                           | 10%                                       | 0%  | 0  | 0  | 2nd VDG                                 |
| 30 S  | T(24) | 35              | 0                            | 35             | 0%   | 0            | 0                  | 0                                   | 670                                      | 0   | 670                                  | 0          | 4           | -4   | -0.59%  | 697                                 | 19                                     | 69%  | 0                                   | 0   | 0%                                    | 37%                           | 9%  | 3%  | 0  | 0  |   |
|   |       | 77              | 0                            | 77             | 0%   | 0            | 1                  | -1                                  | 1446                                     | 0   | 1446                                 | 23         | 24          | -1   | -0.07%  | 1,492                               | 19                                     | 65%  | 32                                  | 5   | 8%                                    | 32%                           | 9%  | 1%  | 0  | 0  |   |




District Health Assessment for Multiple District 31 through July 2025

|  |   | Clubs        |                     |             |  |           |                 |                        | Membership                      |                                     |                             |         |          |  |   | Member Strength            |                               | Cancellation                         |                            | Reports                             |                              |                      | Finance                          | Leadership                       |                                |                                  |                                |
|--|---|--------------|---------------------|-------------|--|-----------|-----------------|------------------------|---------------------------------|-------------------------------------|-----------------------------|---------|----------|--|---|----------------------------|-------------------------------|--------------------------------------|----------------------------|-------------------------------------|------------------------------|----------------------|----------------------------------|----------------------------------|--------------------------------|----------------------------------|--------------------------------|
| District Name  | Status/<br>Number<br>of Months<br>in Status * | Active Clubs | Clubs in Status Quo | Total Clubs | % Status Quo Clubs in Financial Suspension | New Clubs | Cancelled Clubs | YTD Net Club Gain/Loss | Current Members In Active Clubs | Current Members In Status Quo Clubs | Current Total Members Count | YTD Add | YTD Drop | YTD NetGrowth (includes Active and Status Quo) | YTD NetGrowth% (includes Active and Status Quo) | Member Count 12 Months Ago | Average Member Count Per Club | % of Clubs with less than 20 members | Average Cancelled Club Age | Members Lost Due to Cancelled Clubs | % of Clubs Reporting Service | % No MMR in 3 Months | % No Officer Report in 12 months | % of Clubs with balance 90+ days | Number of Zone Chairs Recorded | Number of Region Chairs Recorded | District Officers Vacancies ** |
| 31 L   | T(24)   | 42           | 0                   | 42          | 0%   | 0         | 0               | 0                      | 635                             | 0                                   | 635                         | 6       | 6        | 0  | 0.00%   | 664                        | 15                            | 74%                                  | 0                          | 0                                   | 31%                          | 45%                  | 31%                              | 0%                               | 1                              | 3                                | 2nd VDG                        |
| 31 I   | T(24)   | 45           | 0                   | 45          | 0%   | 0         | 0               | 0                      | 847                             | 0                                   | 847                         | 10      | 3        | 7  | 0.83%   | 878                        | 19                            | 60%                                  | 0                          | 0                                   | 24%                          | 33%                  | 11%                              | 0%                               | 8                              | 0                                |                                |
| 31 O   | T(24)   | 51           | 0                   | 51          | 0%   | 0         | 0               | 0                      | 1011                            | 0                                   | 1011                        | 22      | 13       | 9  | 0.90%   | 1,053                      | 20                            | 57%                                  | 0                          | 0                                   | 33%                          | 33%                  | 0%                               | 0%                               | 9                              | 0                                | 2nd VDG                        |
| 31 N   | T(24)   | 51           | 0                   | 51          | 0%   | 0         | 0               | 0                      | 954                             | 0                                   | 954                         | 7       | 10       | -3   | -0.31%  | 963                        | 19                            | 75%                                  | 0                          | 0                                   | 14%                          | 41%                  | 16%                              | 0%                               | 9                              | 0                                |                                |
| 31 S   | T(24)   | 43           | 0                   | 43          | 0%   | 0         | 0               | 0                      | 790                             | 0                                   | 790                         | 5       | 7        | -2   | -0.25%  | 842                        | 18                            | 63%                                  | 0                          | 0                                   | 23%                          | 53%                  | 26%                              | 0%                               | 0                              | 0                                | 2nd VDG                        |
|  |   | 232          | 0                   | 232         | 0%   | 0         | 0               | 0                      | 4237                            | 0                                   | 4237                        | 50      | 39       | 11   | 0.26%   | 4,400                      | 18                            | 66%                                  | 0                          | 0                                   | 25%                          | 41%                  | 16%                              | 0%                               | 27                             | 3                                |                                |




District Health Assessment for Multiple District 32 through July 2025

|  | Status/<br>District<br>Name | Number<br>of Months<br>in Status * | Clubs           |                              |                |  |              | Membership         |                                     |  |   |                                      |            |             | Member Strength  |   | Cancellation                        |  | Reports  |                                     |   | Finance                               |                               | Leadership                                |   |  |  |   |
|--|-----------------------------|------------------------------------|-----------------|------------------------------|----------------|--|--------------|--------------------|-------------------------------------|--|---|--------------------------------------|------------|-------------|--|---|-------------------------------------|--|--|-------------------------------------|---|---------------------------------------|-------------------------------|---|---|--|--|---|
|  |                             |                                    | Active<br>Clubs | Clubs<br>in<br>Status<br>Quo | Total<br>Clubs | % Status<br>Quo<br>Clubs<br>in Financial<br>Suspension | New<br>Clubs | Cancelled<br>Clubs | YTD<br>Net<br>Club<br>Gain/<br>Loss | Current<br>Members<br>In Active<br>Clubs | Current<br>Members<br>In Status<br>Quo<br>Clubs | Current<br>Total<br>Members<br>Count | YTD<br>Add | YTD<br>Drop | YTD<br>NetGrowth<br>(includes<br>Active and<br>Status Quo) | YTD<br>NetGrowth%<br>(includes<br>Active and<br>Status Quo) | Member<br>Count 12<br>Months<br>Ago | Average<br>Member<br>Count<br>Per Club | % of<br>Clubs<br>with less<br>than 20<br>members | Average<br>Cancelled<br>Club<br>Age | Members<br>Lost<br>Due to<br>Cancelled<br>Clubs | % of<br>Clubs<br>Reporting<br>Service | % No<br>MMR<br>in<br>3 Months | % No<br>Officer<br>Report in<br>12 months | % of Clubs<br>with<br>balance<br>90+ days | Number<br>of<br>Zone<br>Chairs<br>Recorded | Number<br>of<br>Region<br>Chairs<br>Recorded | District<br>Officers<br>Vacancies<br>** |
|  | 32 C                        |                                    | 54              | 0                            | 54             | 0%   | 0            | 0                  | 0                                   | 1305                                     | 0   | 1305                                 | 17         | 21          | -4   | -0.31%  | 1,340                               | 24                                     | 52%  | 0                                   | 0   | 39%                                   | 39%                           | 19%                                       | 0%  | 7  | 0  |   |
|  | 32 S                        |                                    | 59              | 0                            | 59             | 0%   | 0            | 0                  | 0                                   | 1579                                     | 0   | 1579                                 | 30         | 25          | 5  | 0.32%   | 1,513                               | 27                                     | 44%  | 0                                   | 0   | 29%                                   | 31%                           | 15%                                       | 2%  | 8  | 0  | 2nd VDG                                 |
|  |                             |                                    | 113             | 0                            | 113            | 0%   | 0            | 0                  | 0                                   | 2884                                     | 0   | 2884                                 | 47         | 46          | 1  | 0.03%   | 2,853                               | 26                                     | 48%  | 0                                   | 0   | 34%                                   | 35%                           | 17%                                       | 1%  | 15   | 0  |   |




District Health Assessment for Multiple District 34 through July 2025

|  |   | Clubs        |                              |             |   |           |                 |                               | Membership                         |  |                                |         |          |   |  | Member Strength               |                                  | Cancellation                               |                               | Reports                                |                                 |                         | Finance                             | Leadership                          |                                   |                                     |                                   |
|--|---|--------------|------------------------------|-------------|---|-----------|-----------------|-------------------------------|------------------------------------|--|--------------------------------|---------|----------|---|--|-------------------------------|----------------------------------|--|-------------------------------|--|---------------------------------|-------------------------|-------------------------------------|-------------------------------------|-----------------------------------|-------------------------------------|-----------------------------------|
| District Name  | Status/<br>Number<br>of Months<br>in Status * | Active Clubs | Clubs<br>in<br>Status<br>Quo | Total Clubs | % Status Quo<br>Clubs<br>in Financial<br>Suspension | New Clubs | Cancelled Clubs | YTD Net Club<br>Gain/<br>Loss | Current Members<br>In Active Clubs | Current Members<br>In Status Quo Clubs | Current Total<br>Members Count | YTD Add | YTD Drop | YTD NetGrowth<br>(includes Active and Status Quo) | YTD NetGrowth%<br>(includes Active and Status Quo) | Member Count 12<br>Months Ago | Average Member<br>Count Per Club | % of Clubs<br>with less than 20<br>members | Average Cancelled<br>Club Age | Members Lost<br>Due to Cancelled Clubs | % of Clubs<br>Reporting Service | % No MMR<br>in 3 Months | % No Officer<br>Report in 12 months | % of Clubs<br>with balance 90+ days | Number of Zone<br>Chairs Recorded | Number of Region<br>Chairs Recorded | District Officers<br>Vacancies ** |
| 34 A   | T(24)   | 40           | 0                            | 40          | 0%  | 1         | 0               | 1                             | 1052                               | 0                                      | 1052                           | 45      | 15       | 30  | 2.94%  | 1,007                         | 26                               | 55%  | 0                             | 0                                      | 23%                             | 35%                     | 0%                                  | 0%                                  | 9                                 | 2                                   |                                   |
| 34 B   | T(24)   | 35           | 0                            | 35          | 0%  | 0         | 0               | 0                             | 719                                | 0                                      | 719                            | 5       | 4        | 1   | 0.14%  | 670                           | 21                               | 63%  | 0                             | 0                                      | 11%                             | 37%                     | 0%                                  | 11%                                 | 4                                 | 0                                   | 2nd VDG, GLT                      |
| 34 C   | T(24)   | 35           | 0                            | 35          | 0%  | 0         | 0               | 0                             | 915                                | 0                                      | 915                            | 16      | 6        | 10  | 1.10%  | 919                           | 26                               | 46%  | 0                             | 0                                      | 31%                             | 40%                     | 6%                                  | 0%                                  | 7                                 | 1                                   | GLT                               |
|  |   | 110          | 0                            | 110         | 0%  | 1         | 0               | 1                             | 2686                               | 0                                      | 2686                           | 66      | 25       | 41  | 1.55%  | 2,596                         | 24                               | 55%  | 0                             | 0                                      | 22%                             | 37%                     | 2%                                  | 4%                                  | 20                                | 3                                   |                                   |



District Health Assessment for Multiple District 35 through July 2025

|  |   | Clubs        |                     |             |  |           |                 |                        | Membership                      |                                     |                             |         |          |  |   | Member Strength            |                               | Cancellation                         |                            | Reports                             |                              |                      | Finance                          | Leadership                       |                                |                                  |                                |
|--|---|--------------|---------------------|-------------|--|-----------|-----------------|------------------------|---------------------------------|-------------------------------------|-----------------------------|---------|----------|--|---|----------------------------|-------------------------------|--------------------------------------|----------------------------|-------------------------------------|------------------------------|----------------------|----------------------------------|----------------------------------|--------------------------------|----------------------------------|--------------------------------|
| District Name  | Status/<br>Number<br>of Months<br>in Status * | Active Clubs | Clubs in Status Quo | Total Clubs | % Status Quo Clubs in Financial Suspension | New Clubs | Cancelled Clubs | YTD Net Club Gain/Loss | Current Members In Active Clubs | Current Members In Status Quo Clubs | Current Total Members Count | YTD Add | YTD Drop | YTD NetGrowth (includes Active and Status Quo) | YTD NetGrowth% (includes Active and Status Quo) | Member Count 12 Months Ago | Average Member Count Per Club | % of Clubs with less than 20 members | Average Cancelled Club Age | Members Lost Due to Cancelled Clubs | % of Clubs Reporting Service | % No MMR in 3 Months | % No Officer Report in 12 months | % of Clubs with balance 90+ days | Number of Zone Chairs Recorded | Number of Region Chairs Recorded | District Officers Vacancies ** |
| 35 L   | T(24)   | 52           | 0                   | 52          | 0%   | 0         | 0               | 0                      | 1037                            | 0                                   | 1037                        | 6       | 5        | 1  | 0.10%   | 1,001                      | 20                            | 60%                                  | 0                          | 0                                   | 38%                          | 31%                  | 10%                              | 2%                               | 0                              | 0                                | GLT                            |
| 35 I   | T(24)   | 38           | 0                   | 38          | 0%   | 0         | 0               | 0                      | 993                             | 0                                   | 993                         | 17      | 11       | 6  | 0.61%   | 1,019                      | 26                            | 47%                                  | 0                          | 0                                   | 39%                          | 18%                  | 8%                               | 0%                               | 7                              | 0                                | 2nd VDG                        |
| 35 O   | T(24)   | 42           | 0                   | 42          | 0%   | 0         | 0               | 0                      | 1026                            | 0                                   | 1026                        | 14      | 8        | 6  | 0.59%   | 1,099                      | 24                            | 50%                                  | 0                          | 0                                   | 48%                          | 29%                  | 21%                              | 2%                               | 8                              | 1                                |                                |
| 35 N   | T(24)   | 51           | 0                   | 51          | 0%   | 0         | 0               | 0                      | 1077                            | 0                                   | 1077                        | 21      | 49       | -28  | -2.53%  | 1,124                      | 21                            | 65%                                  | 0                          | 0                                   | 25%                          | 24%                  | 12%                              | 2%                               | 11                             | 0                                | 2nd VDG                        |
|  |   | 183          | 0                   | 183         | 0%   | 0         | 0               | 0                      | 4133                            | 0                                   | 4133                        | 58      | 73       | -15  | -0.36%  | 4,243                      | 23                            | 56%                                  | 0                          | 0                                   | 37%                          | 26%                  | 13%                              | 2%                               | 26                             | 1                                |                                |



District Health Assessment for Multiple District 51 through July 2025

| District Name |  | Status/<br>Number<br>of Months<br>in Status * | Clubs        |                     |             |  |           |                 | Membership             |                                 |                                     |                             |         |          | Member Strength                                |   | Cancellation               |                               | Reports                              |                            |                                     | Finance                      | Leadership           |                                  |                                  |                                |                                  |                                |
|---------------|--|---|--------------|---------------------|-------------|--|-----------|-----------------|------------------------|---------------------------------|-------------------------------------|-----------------------------|---------|----------|--|---|----------------------------|-------------------------------|--------------------------------------|----------------------------|-------------------------------------|------------------------------|----------------------|----------------------------------|----------------------------------|--------------------------------|----------------------------------|--------------------------------|
|               |  |   | Active Clubs | Clubs in Status Quo | Total Clubs | % Status Quo Clubs in Financial Suspension | New Clubs | Cancelled Clubs | YTD Net Club Gain/Loss | Current Members In Active Clubs | Current Members In Status Quo Clubs | Current Total Members Count | YTD Add | YTD Drop | YTD NetGrowth (includes Active and Status Quo) | YTD NetGrowth% (includes Active and Status Quo) | Member Count 12 Months Ago | Average Member Count Per Club | % of Clubs with less than 20 members | Average Cancelled Club Age | Members Lost Due to Cancelled Clubs | % of Clubs Reporting Service | % No MMR in 3 Months | % No Officer Report in 12 months | % of Clubs with balance 90+ days | Number of Zone Chairs Recorded | Number of Region Chairs Recorded | District Officers Vacancies ** |
| 51 O          |  |   | 51           | 0                   | 51          | 0%   | 0         | 0               | 0                      | 2006                            | 0                                   | 2006                        | 7       | 21       | -14  | -0.69%  | 1,894                      | 39                            | 20%                                  | 0                          | 0                                   | 33%                          | 20%                  | 0%                               | 0%                               | 9                              | 4                                |                                |
| 51 E          |  | T(24)   | 26           | 0                   | 26          | 0%   | 1         | 0               | 1                      | 671                             | 0                                   | 671                         | 26      | 26       | 0  | 0.00%   | 623                        | 26                            | 46%                                  | 0                          | 0                                   | 27%                          | 27%                  | 15%                              | 4%                               | 5                              | 0                                |                                |
| 51 C          |  | T(24)   | 29           | 0                   | 29          | 0%   | 0         | 0               | 0                      | 885                             | 0                                   | 885                         | 9       | 3        | 6  | 0.68%   | 843                        | 31                            | 24%                                  | 0                          | 0                                   | 52%                          | 31%                  | 14%                              | 0%                               | 0                              | 0                                |                                |
|               |  |   | 106          | 0                   | 106         | 0%   | 1         | 0               | 1                      | 3562                            | 0                                   | 3562                        | 42      | 50       | -8   | -0.22%  | 3,360                      | 34                            | 27%                                  | 0                          | 0                                   | 37%                          | 25%                  | 8%                               | 1%                               | 14                             | 4                                |                                |





District Health Assessment for Multiple District 60 through July 2025

| District Name | Status/<br>Number<br>of Months<br>in Status * | Clubs        |                     |             |  |           |                 |                        | Membership                      |                                     |                             |         |          |  |   | Member Strength            |                               | Cancellation                         |                            | Reports                             |                              |                      | Finance                          |                                  | Leadership                     |                                  |                                |
|---------------|---|--------------|---------------------|-------------|--|-----------|-----------------|------------------------|---------------------------------|-------------------------------------|-----------------------------|---------|----------|--|---|----------------------------|-------------------------------|--------------------------------------|----------------------------|-------------------------------------|------------------------------|----------------------|----------------------------------|----------------------------------|--------------------------------|----------------------------------|--------------------------------|
|               |   | Active Clubs | Clubs in Status Quo | Total Clubs | % Status Quo Clubs in Financial Suspension | New Clubs | Cancelled Clubs | YTD Net Club Gain/Loss | Current Members In Active Clubs | Current Members In Status Quo Clubs | Current Total Members Count | YTD Add | YTD Drop | YTD NetGrowth (includes Active and Status Quo) | YTD NetGrowth% (includes Active and Status Quo) | Member Count 12 Months Ago | Average Member Count Per Club | % of Clubs with less than 20 members | Average Cancelled Club Age | Members Lost Due to Cancelled Clubs | % of Clubs Reporting Service | % No MMR in 3 Months | % No Officer Report in 12 months | % of Clubs with balance 90+ days | Number of Zone Chairs Recorded | Number of Region Chairs Recorded | District Officers Vacancies ** |
| 60 A          |   | 54           | 0                   | 54          | 0%   | 0         | 0               | 0                      | 1632                            | 0                                   | 1632                        | 18      | 13       | 5  | 0.31%   | 1,605                      | 30                            | 13%                                  | 0                          | 0                                   | 50%                          | 11%                  | 4%                               | 0%                               | 7                              | 3                                | GLT                            |
| 60 B          |   | 57           | 2                   | 59          | 0%   | 0         | 0               | 0                      | 1955                            | 34                                  | 1989                        | 2       | 14       | -12  | -0.60%  | 1,956                      | 34                            | 20%                                  | 0                          | 0                                   | 46%                          | 29%                  | 7%                               | 14%                              | 11                             | 4                                |                                |
|               |   | 111          | 2                   | 113         | 0%   | 0         | 0               | 0                      | 3587                            | 34                                  | 3621                        | 20      | 27       | -7   | -0.19%  | 3,561                      | 33                            | 17%                                  | 0                          | 0                                   | 48%                          | 20%                  | 5%                               | 7%                               | 18                             | 7                                |                                |

\* - District Status: P - Provisional, T - Transitional.

\*\* - District Officers Vacancies: DG - District Governor, 1st VDG - First Vice District Governor, 2nd VDG - Second Vice District Governor.