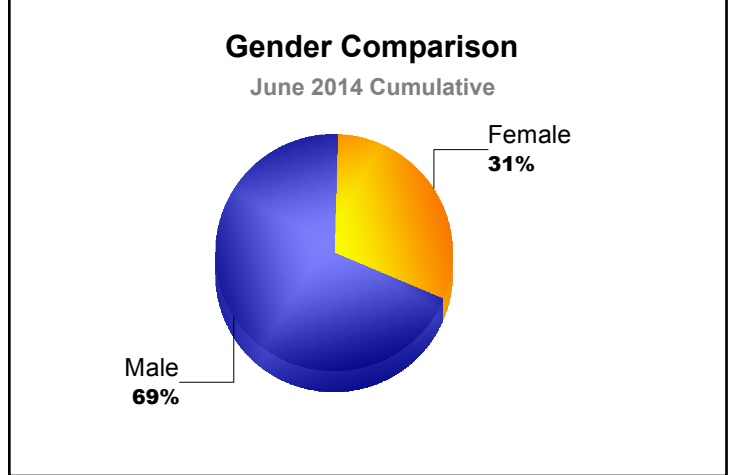
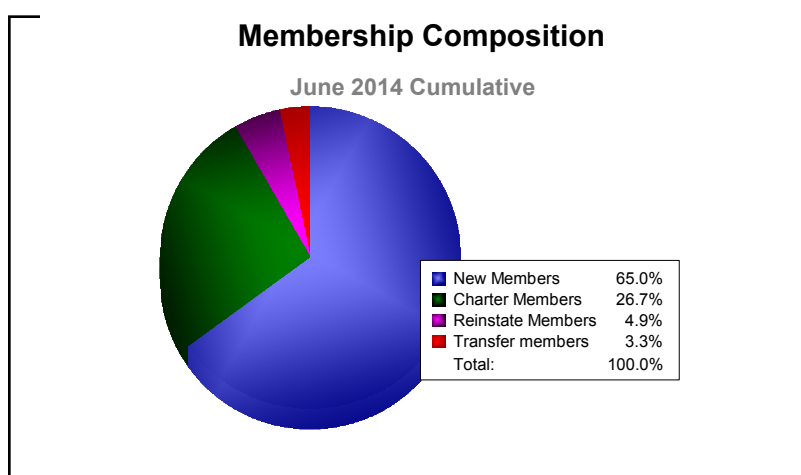
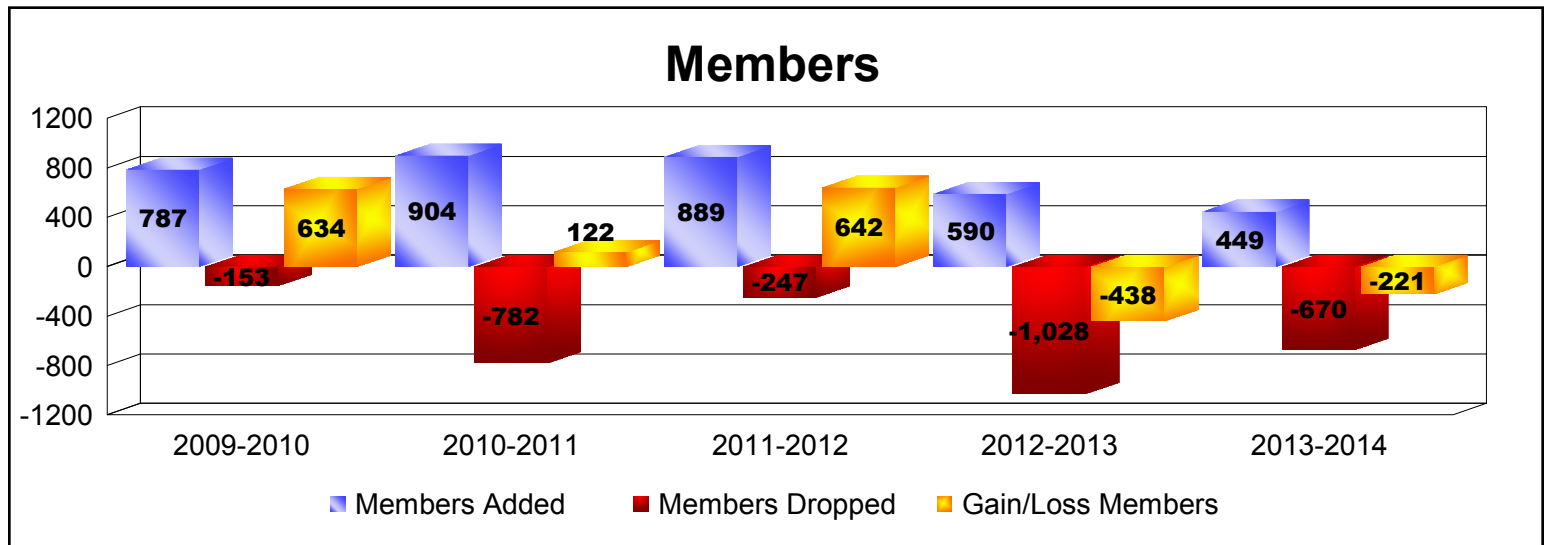
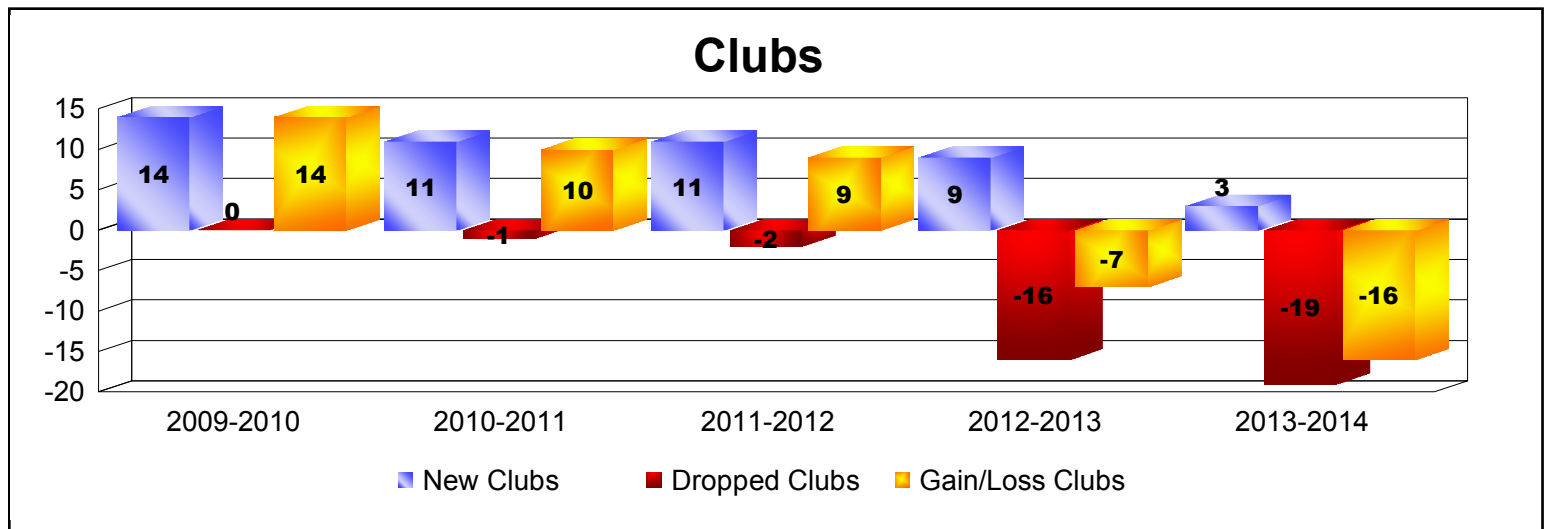


Year	New Clubs	Dropped Clubs	Gain/ Loss Clubs	New Members	Charter Members	Reinstate Members	Transfer Members	Total Member Added	Total Members Dropped	Gain/ Loss Members
2009-2010	14	0	14	441	298	48	0	787	-153	634
2010-2011	11	-1	10	256	226	406	16	904	-782	122
2011-2012	11	-2	9	589	221	71	8	889	-247	642
2012-2013	9	-16	-7	237	190	160	3	590	-1028	-438
2013-2014	3	-19	-16	292	120	22	15	449	-670	-221
Average	10	-8	2	363	211	141	8	724	-576	148



Year	New Clubs	Dropped Clubs	Gain/ Loss Clubs	New Members	Charter Members	Reinstate Members	Transfer Members	Total Member Added	Total Members Dropped	Gain/ Loss Members
2009-2010	3	-3	0	121	60	100	0	281	-126	155
2010-2011	0	-27	-27	4	0	0	0	4	-553	-549
Average	2	-15	-14	63	30	50	0	143	-340	-197

