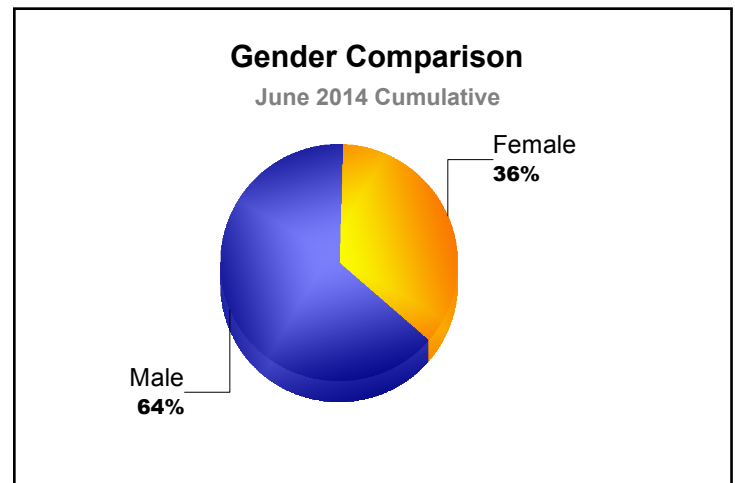
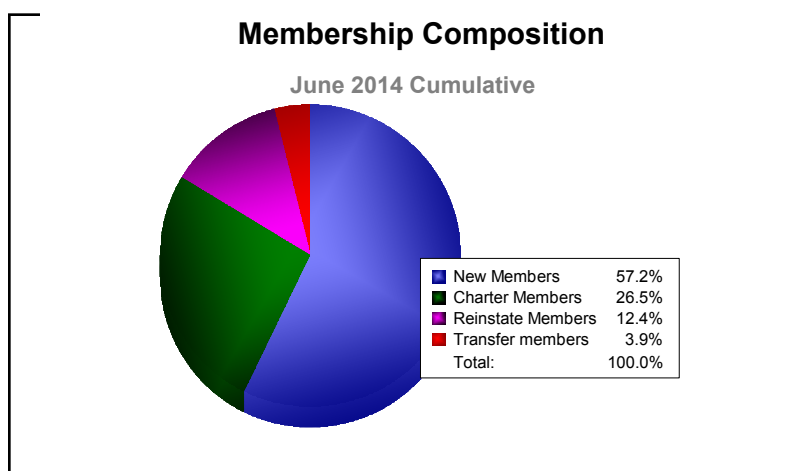
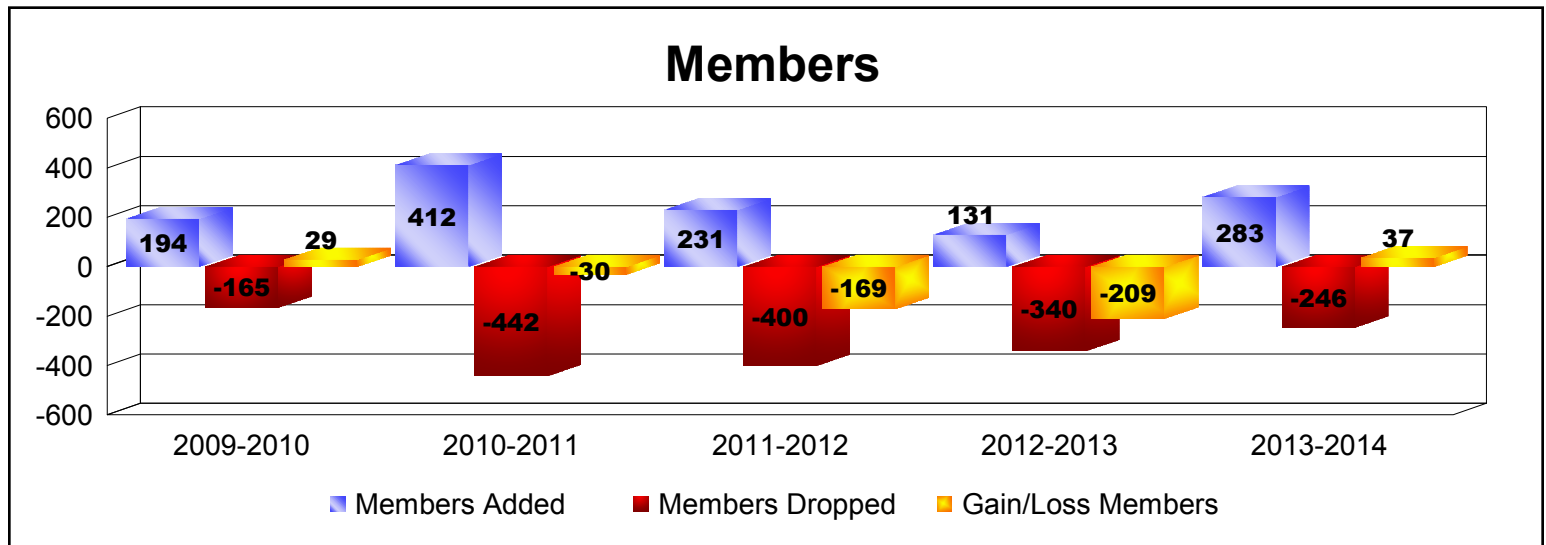
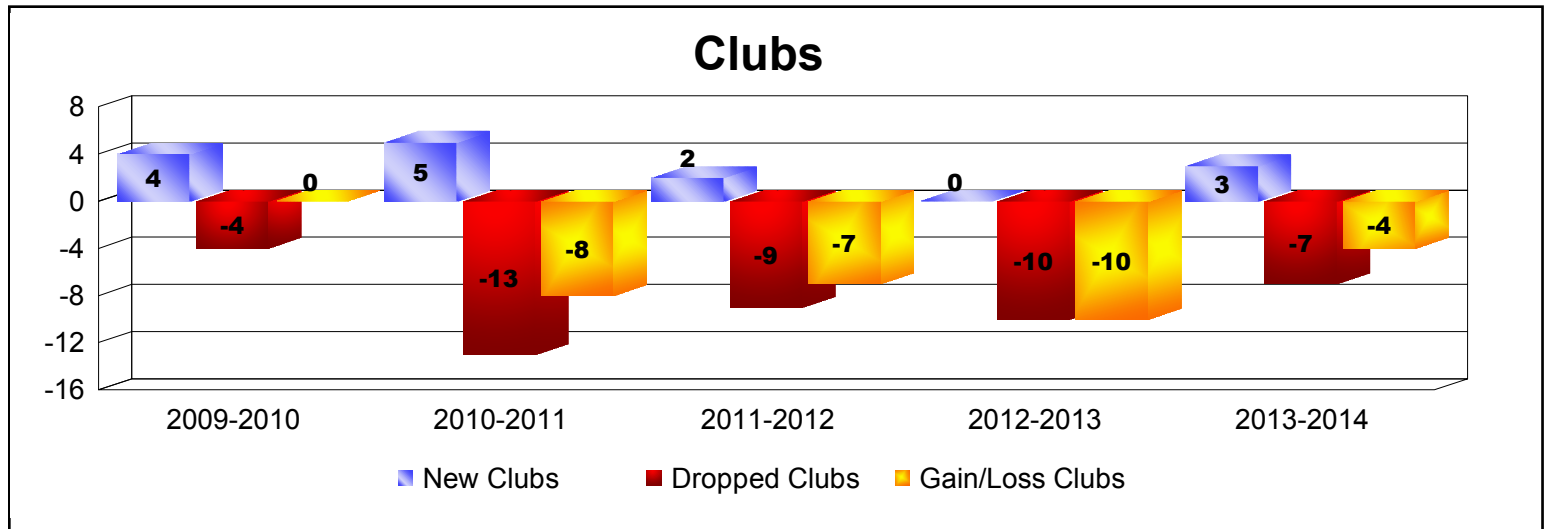
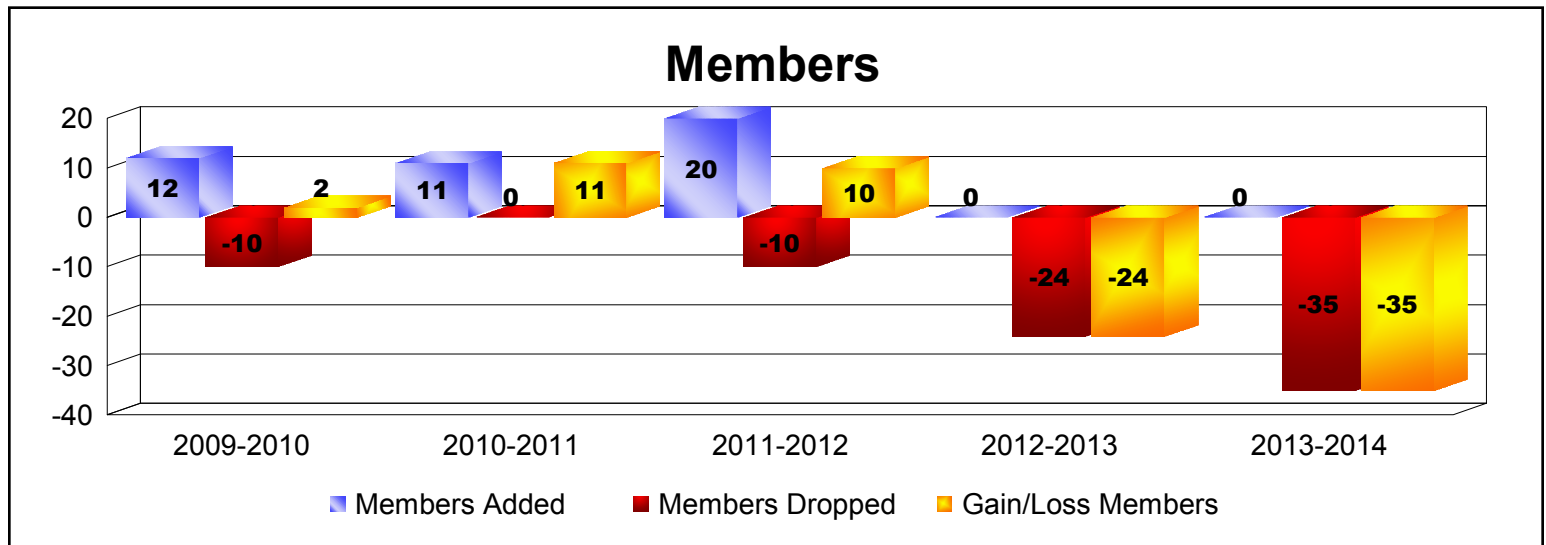
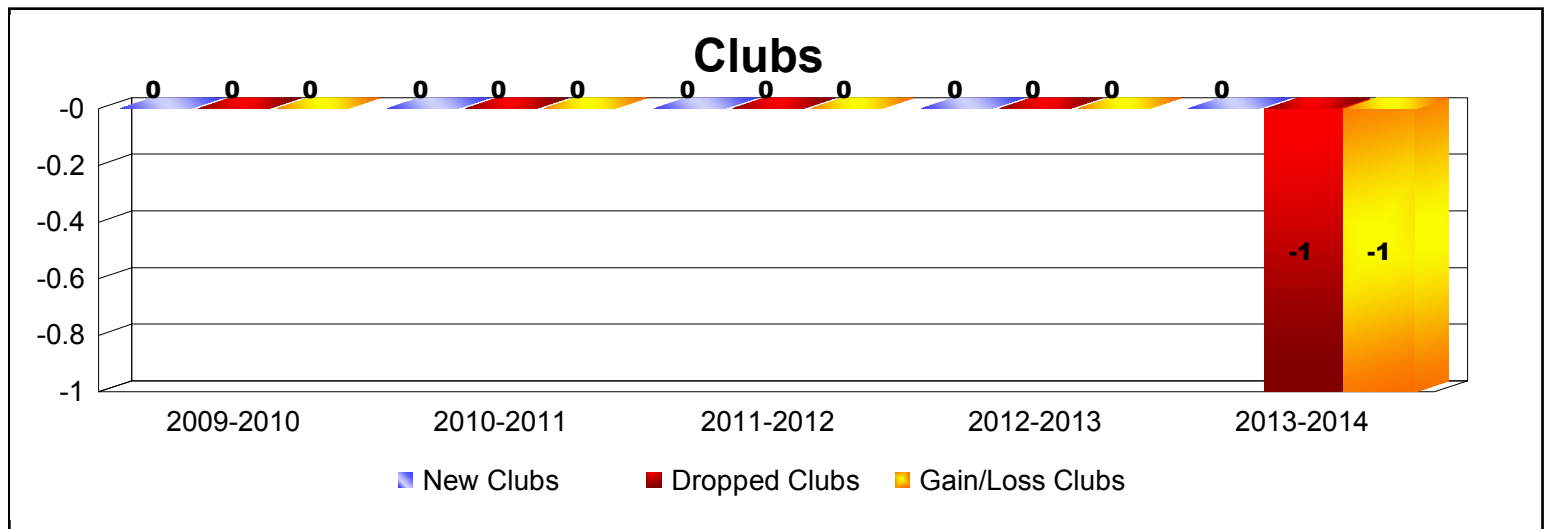


Year	New Clubs	Dropped Clubs	Gain/ Loss Clubs	New Members	Charter Members	Reinstate Members	Transfer Members	Total Member Added	Total Members Dropped	Gain/ Loss Members
2009-2010	4	-4	0	95	79	18	2	194	-165	29
2010-2011	5	-13	-8	180	132	95	5	412	-442	-30
2011-2012	2	-9	-7	134	44	50	3	231	-400	-169
2012-2013	0	-10	-10	85	0	42	4	131	-340	-209
2013-2014	3	-7	-4	162	75	35	11	283	-246	37
<b>Average</b>	<b>3</b>	<b>-9</b>	<b>-6</b>	<b>131</b>	<b>66</b>	<b>48</b>	<b>5</b>	<b>250</b>	<b>-319</b>	<b>-68</b>



Year	New Clubs	Dropped Clubs	Gain/ Loss Clubs	New Members	Charter Members	Reinstate Members	Transfer Members	Total Member Added	Total Members Dropped	Gain/ Loss Members
2009-2010	0	0	0	11	0	1	0	12	-10	2
2010-2011	0	0	0	11	0	0	0	11	0	11
2011-2012	0	0	0	20	0	0	0	20	-10	10
2012-2013	0	0	0	0	0	0	0	0	-24	-24
2013-2014	0	-1	-1	0	0	0	0	0	-35	-35
<b>Average</b>	<b>0</b>	<b>0</b>	<b>0</b>	<b>8</b>	<b>0</b>	<b>0</b>	<b>0</b>	<b>9</b>	<b>-16</b>	<b>-7</b>



#### Membership Composition

June 2014 Cumulative

New Members	0.0%
Charter Members	0.0%
Reinstate Members	0.0%
Transfer members	0.0%
<b>Total:</b>	<b>100.0%</b>

#### Gender Comparison

June 2014 Cumulative

Year	New Clubs	Dropped Clubs	Gain/ Loss Clubs	New Members	Charter Members	Reinstate Members	Transfer Members	Total Member Added	Total Members Dropped	Gain/ Loss Members
2009-2010	0	0	0	14	0	1	0	15	-22	-7
2010-2011	1	-1	0	9	22	1	0	32	-32	0
2011-2012	0	0	0	17	0	20	0	37	-15	22
2012-2013	2	0	2	10	51	0	0	61	-15	46
2013-2014	5	0	5	7	124	0	0	131	-7	124
<b>Average</b>	<b>2</b>	<b>0</b>	<b>1</b>	<b>11</b>	<b>39</b>	<b>4</b>	<b>0</b>	<b>55</b>	<b>-18</b>	<b>37</b>

