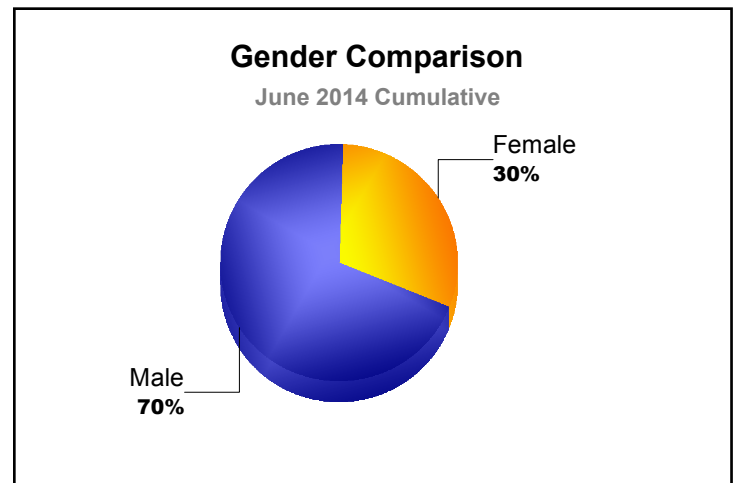
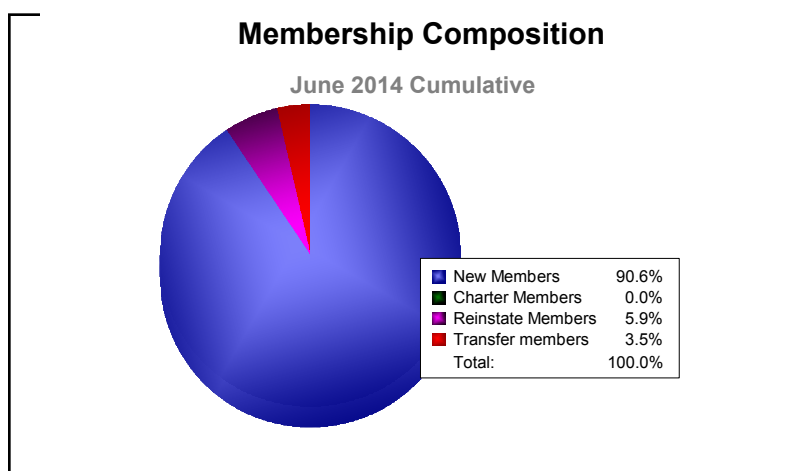
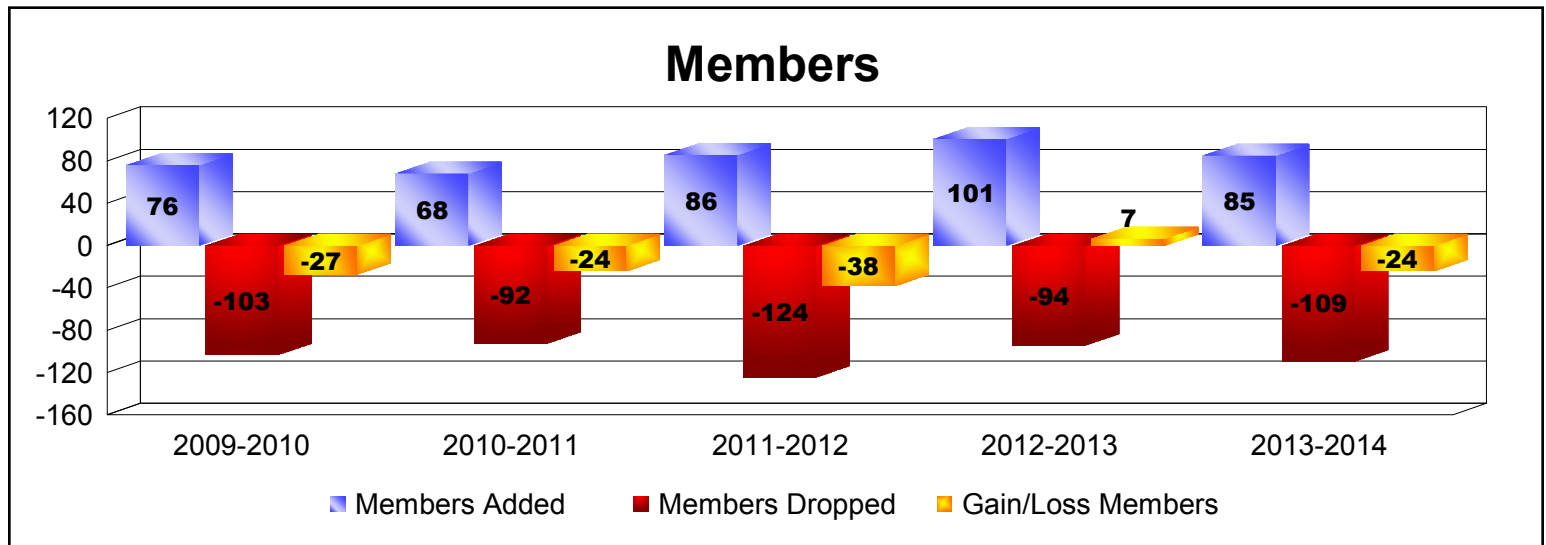
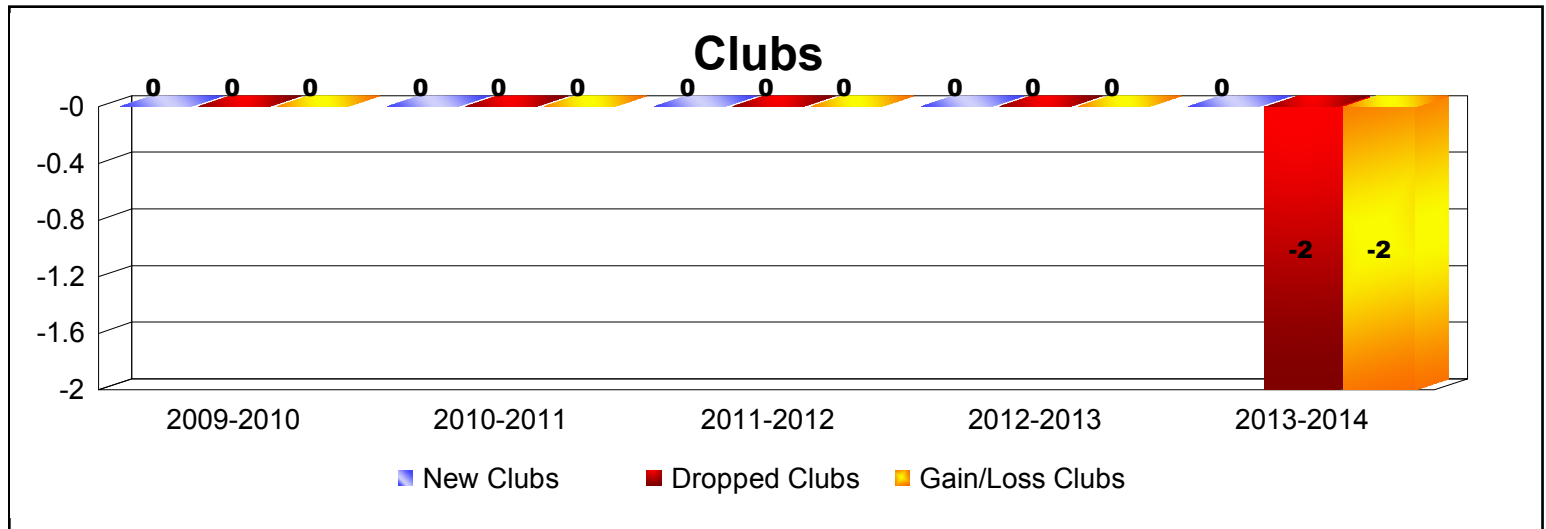


| Year | New Clubs | Dropped Clubs | Gain/ Loss Clubs | New Members | Charter Members | Reinstate Members | Transfer Members | Total Member Added | Total Members Dropped | Gain/ Loss Members |
|----------------|-----------|---------------|------------------|-------------|-----------------|-------------------|------------------|--------------------|-----------------------|--------------------|
| 2009-2010 | 0 | 0 | 0 | 70 | 0 | 3 | 3 | 76 | -103 | -27 |
| 2010-2011 | 0 | 0 | 0 | 57 | 0 | 8 | 3 | 68 | -92 | -24 |
| 2011-2012 | 0 | 0 | 0 | 75 | 0 | 5 | 6 | 86 | -124 | -38 |
| 2012-2013 | 0 | 0 | 0 | 92 | 0 | 4 | 5 | 101 | -94 | 7 |
| 2013-2014 | 0 | -2 | -2 | 77 | 0 | 5 | 3 | 85 | -109 | -24 |
| Average | 0 | 0 | 0 | 74 | 0 | 5 | 4 | 83 | -104 | -21 |



| Year | New Clubs | Dropped Clubs | Gain/ Loss Clubs | New Members | Charter Members | Reinstate Members | Transfer Members | Total Member Added | Total Members Dropped | Gain/ Loss Members |
|----------------|-----------|---------------|------------------|-------------|-----------------|-------------------|------------------|--------------------|-----------------------|--------------------|
| 2009-2010 | 1 | 0 | 1 | 40 | 27 | 1 | 3 | 71 | -31 | 40 |
| 2010-2011 | 0 | -1 | -1 | 33 | 0 | 0 | 2 | 35 | -46 | -11 |
| 2011-2012 | 0 | 0 | 0 | 25 | 0 | 0 | 4 | 29 | -60 | -31 |
| 2012-2013 | 0 | 0 | 0 | 52 | 0 | 2 | 3 | 57 | -49 | 8 |
| 2013-2014 | 0 | -1 | -1 | 34 | 0 | 1 | 0 | 35 | -54 | -19 |
| Average | 0 | 0 | 0 | 37 | 5 | 1 | 2 | 45 | -48 | -3 |

