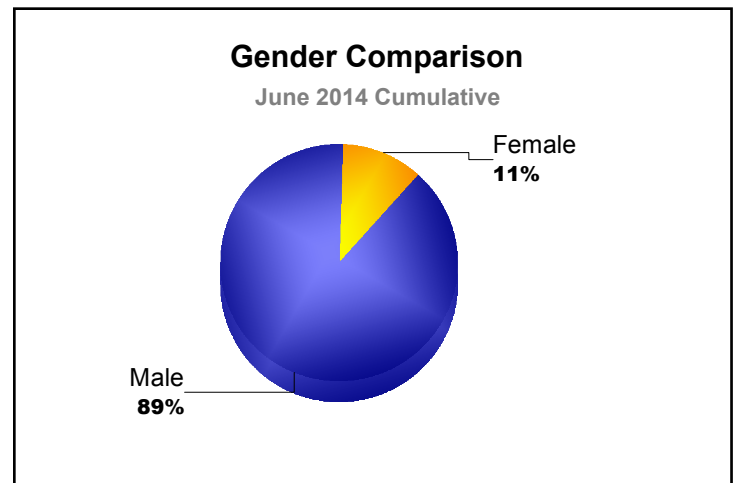
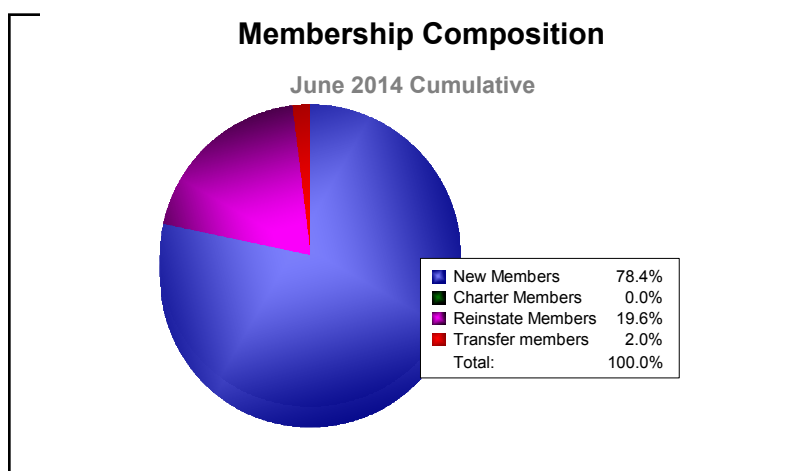
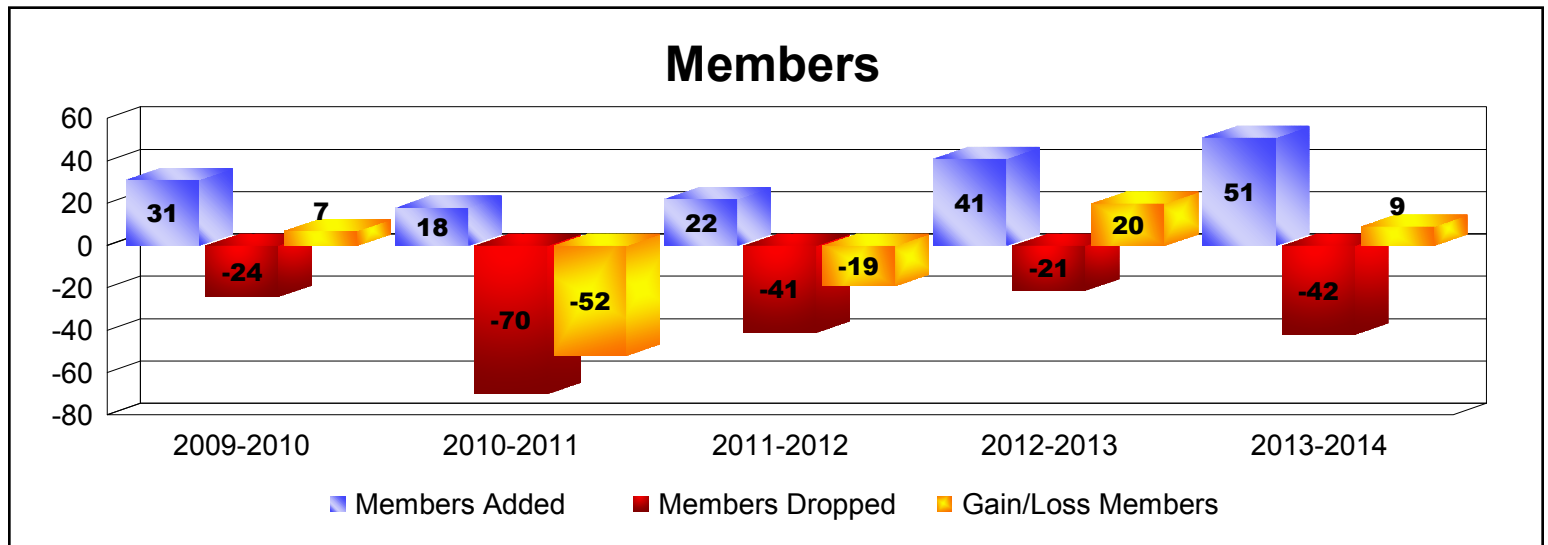
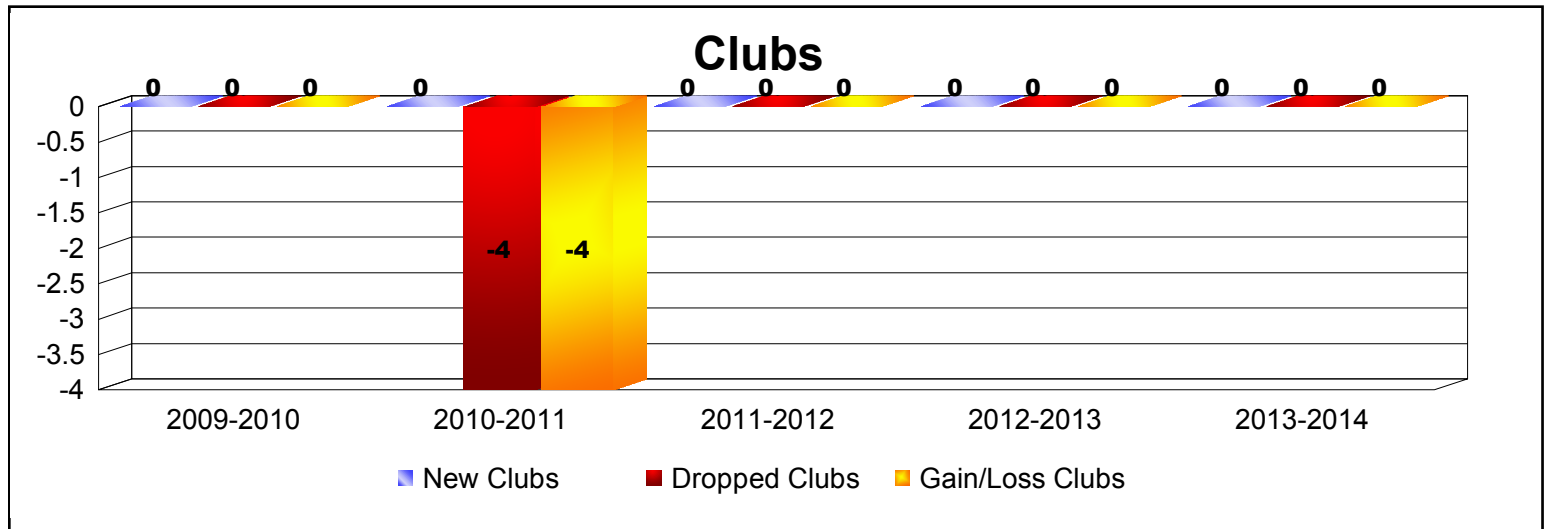
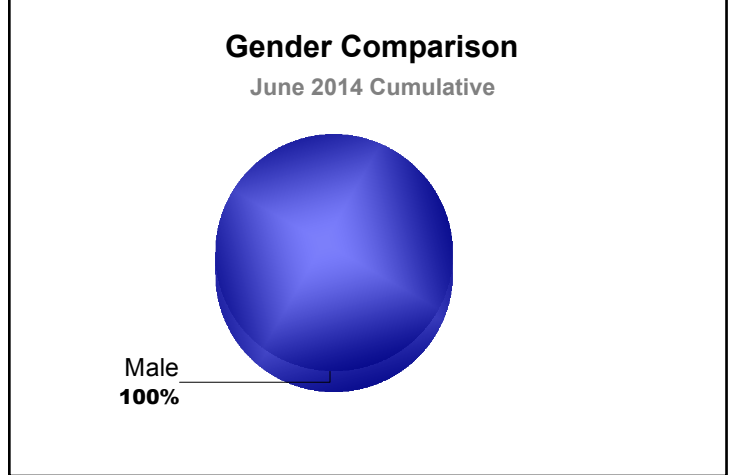
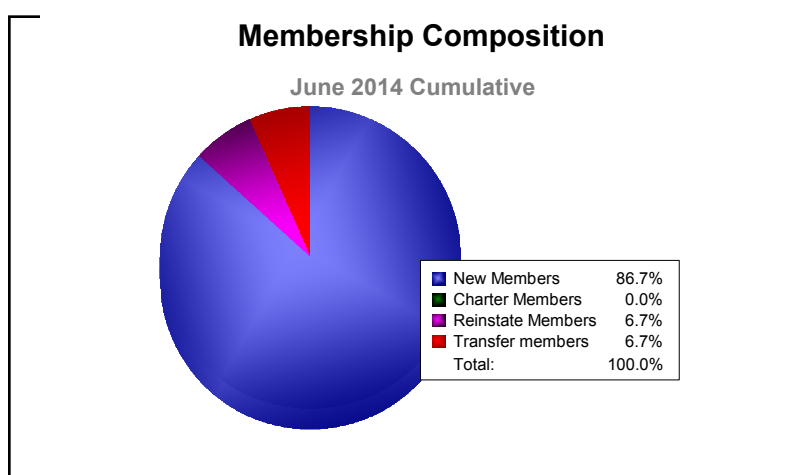
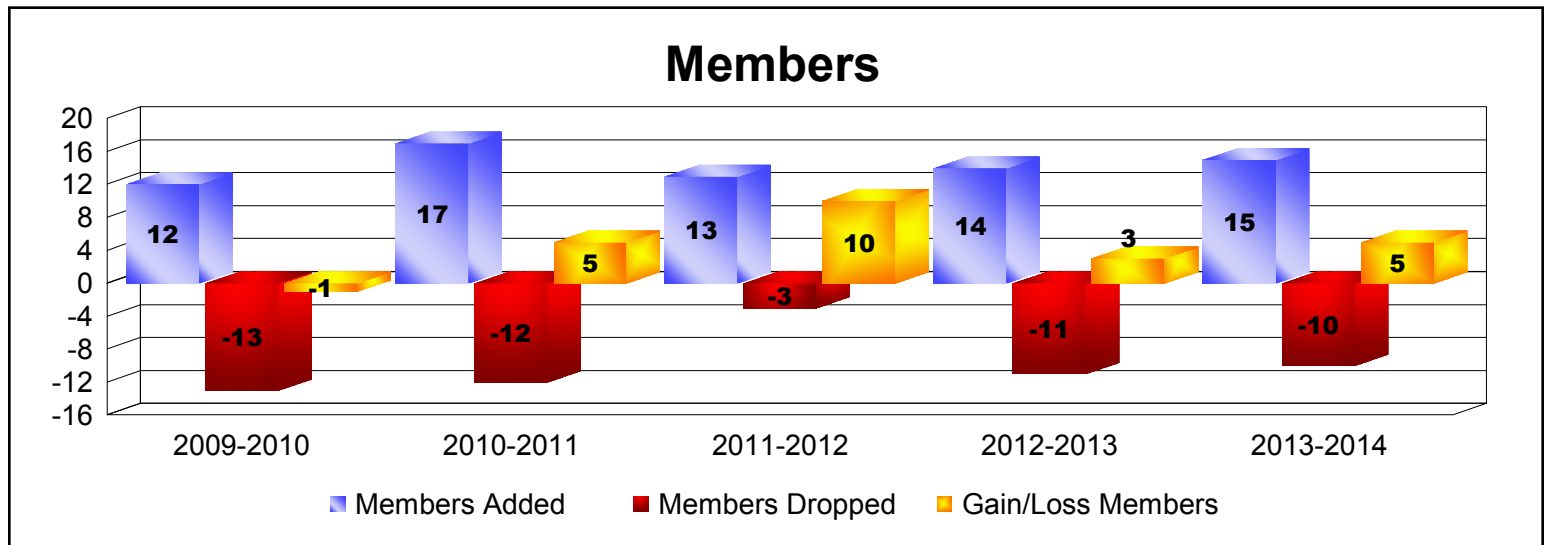
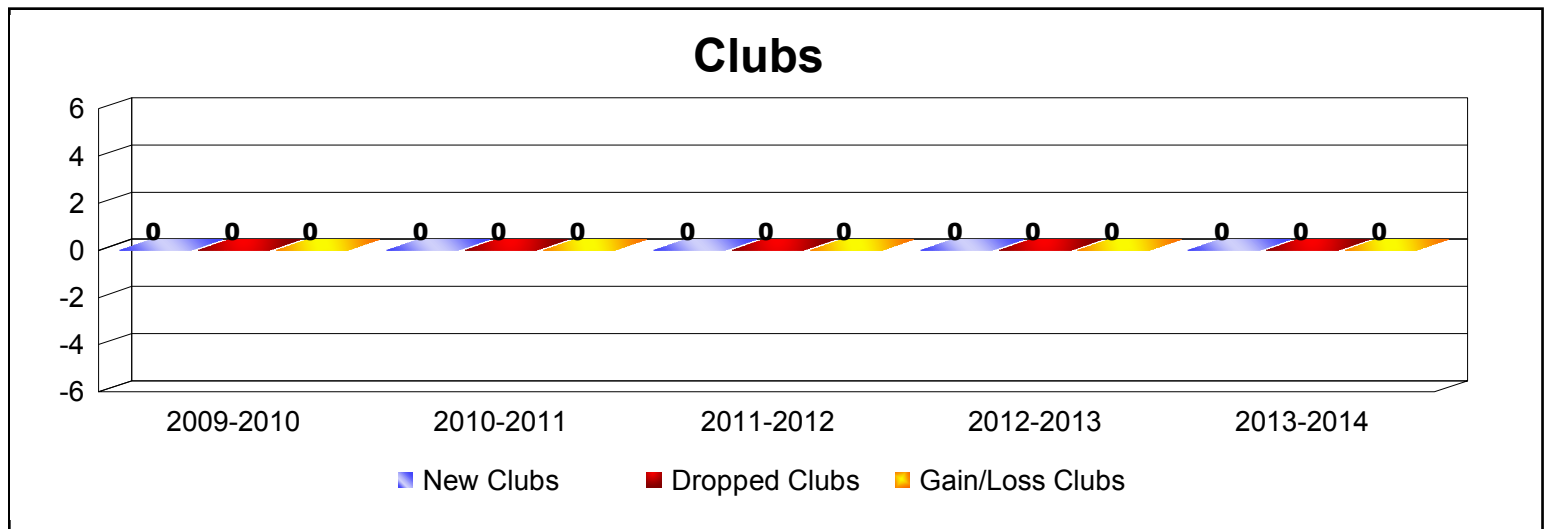


Year	New Clubs	Dropped Clubs	Gain/ Loss Clubs	New Members	Charter Members	Reinstate Members	Transfer Members	Total Member Added	Total Members Dropped	Gain/ Loss Members
2009-2010	0	0	0	30	0	1	0	31	-24	7
2010-2011	0	-4	-4	13	0	1	4	18	-70	-52
2011-2012	0	0	0	20	0	2	0	22	-41	-19
2012-2013	0	0	0	40	0	1	0	41	-21	20
2013-2014	0	0	0	40	0	10	1	51	-42	9
Average	0	-1	-1	29	0	3	1	33	-40	-7



Year	New Clubs	Dropped Clubs	Gain/ Loss Clubs	New Members	Charter Members	Reinstate Members	Transfer Members	Total Member Added	Total Members Dropped	Gain/ Loss Members
2009-2010	0	0	0	11	0	1	0	12	-13	-1
2010-2011	0	0	0	16	0	1	0	17	-12	5
2011-2012	0	0	0	13	0	0	0	13	-3	10
2012-2013	0	0	0	13	0	1	0	14	-11	3
2013-2014	0	0	0	13	0	1	1	15	-10	5
Average	0	0	0	13	0	1	0	14	-10	4



Year	New Clubs	Dropped Clubs	Gain/ Loss Clubs	New Members	Charter Members	Reinstate Members	Transfer Members	Total Member Added	Total Members Dropped	Gain/ Loss Members
2009-2010	0	-2	-2	119	0	10	7	136	-143	-7
2010-2011	0	-3	-3	87	0	4	3	94	-168	-74
2011-2012	0	-1	-1	83	0	3	8	94	-139	-45
2012-2013	1	0	1	113	23	11	6	153	-139	14
2013-2014	1	-1	0	129	33	1	8	171	-126	45
Average	0	-1	-1	106	11	6	6	130	-143	-13

