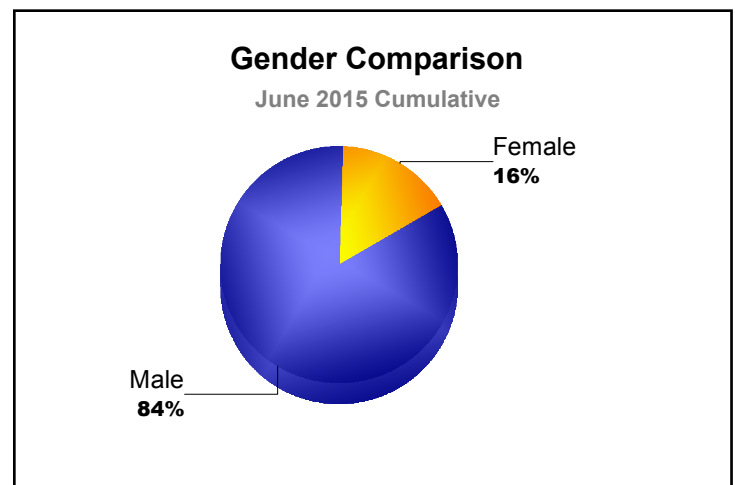
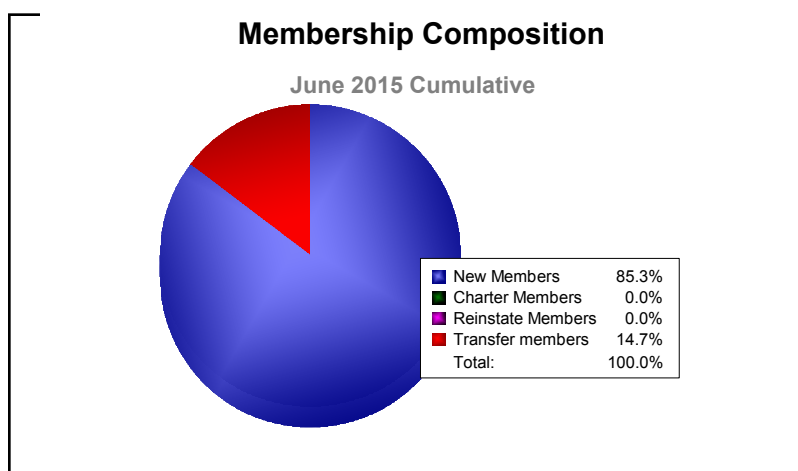
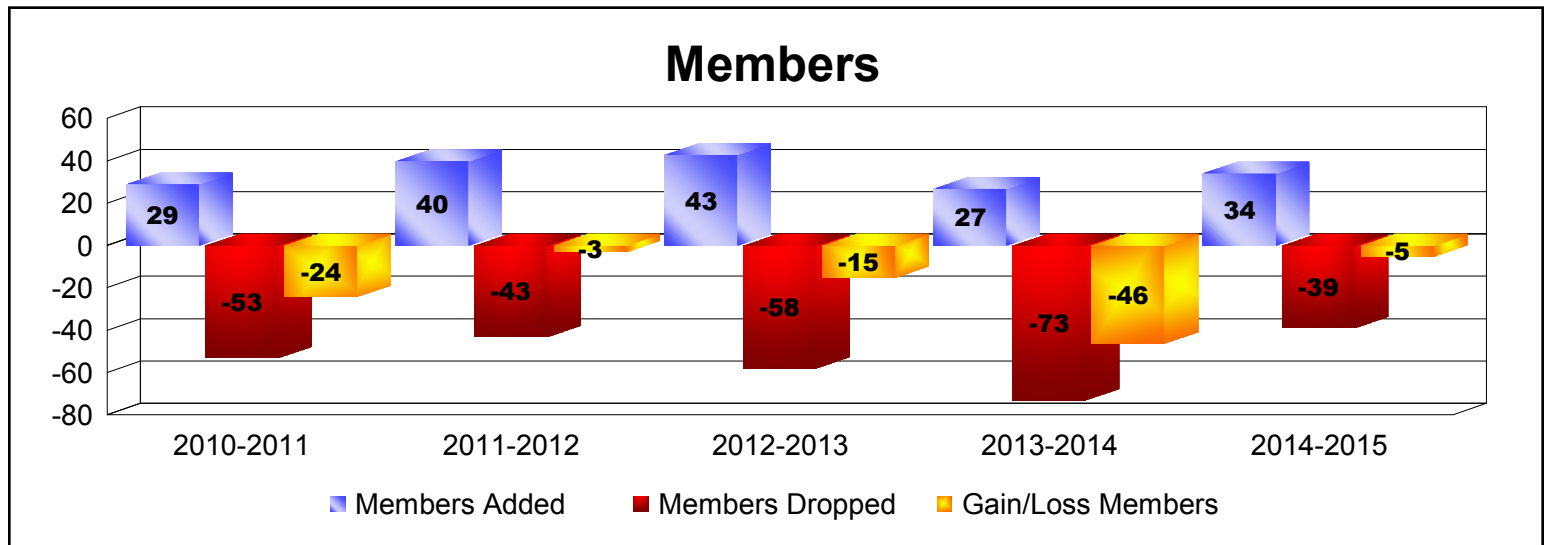
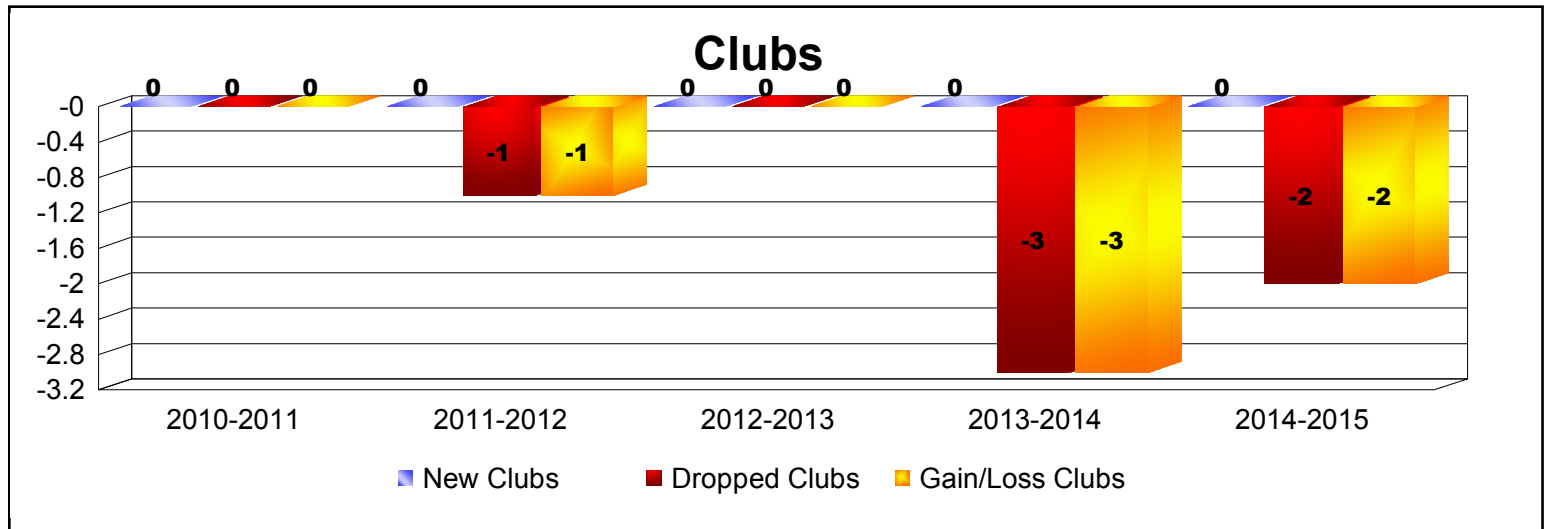


Year	New Clubs	Dropped Clubs	Gain/ Loss Clubs	New Members	Charter Members	Reinstate Members	Transfer Members	Total Member Added	Total Members Dropped	Gain/ Loss Members
2010-2011	0	0	0	29	0	0	0	29	-53	-24
2011-2012	0	-1	-1	35	0	2	3	40	-43	-3
2012-2013	0	0	0	37	1	1	4	43	-58	-15
2013-2014	0	-3	-3	21	0	2	4	27	-73	-46
2014-2015	0	-2	-2	29	0	0	5	34	-39	-5
Average	0	-1	-1	30	0	1	3	35	-53	-19



Year	New Clubs	Dropped Clubs	Gain/ Loss Clubs	New Members	Charter Members	Reinstate Members	Transfer Members	Total Member Added	Total Members Dropped	Gain/ Loss Members
2010-2011	0	-1	-1	34	0	4	0	38	-39	-1
2011-2012	0	-1	-1	22	0	2	1	25	-53	-28
2012-2013	0	0	0	24	0	0	2	26	-25	1
2013-2014	0	0	0	11	0	0	1	12	-34	-22
2014-2015	0	-2	-2	20	0	2	1	23	-49	-26
Average	0	-1	-1	22	0	2	1	25	-40	-15

